


2025 FAIR BOOK
FINNEY COUNTY
FAIR



Design by Hudson Fryman - Wide Awake 4-H Club

Hudson Fryman

My name is Hudson Fryman. I am 11 years old and this is my 4th year in 4H. I am a part of the Wide Awake 4H club. Projects I have been involved in so far are photography, sheep and visual arts. My favorite project so far has been my sheep projects.

From the theme you were provided “Deep Roots & Dusty Boots” how did you choose the design for the cover of the book?

I am a part of the 4H Council for the second year now and involved in helping to vote for the theme of the Finney County Fair. I enjoy drawing and wanted to draw an option to be voted on this year. Thinking of the theme for this year, Deep Roots and Dusty Boots, I wanted the boot to be like a tree which the roots grow from and the roots represent the different options 4H and FFA have to offer. Background setting set as western Kansas (dust and dirt) view with a sunset.

If I could teach someone something I have learned it would be to teach how to use a camera. Being a part of 4H has taught me how to be a part of a group, work on giving talks in front of people, leadership and community service. Having livestock projects requires a lot of dedication because the animal(s) are completely dependent on the care I provide them and they perform in the ring based on how I have prepped them for shows.



Finney County Commissioners

Vicki Germann
Mike Utz
Gerry Schultz
Larry C. Jones
Kevin Bascue

Finney County Fairboard

Tiffany Harmon, President
Brock Baker, Vice President
Carole Fry, Treasurer
Deann Gillen, Secretary
Bill McNeill, Ex-Officio
Kyle Deaver
George Frey
Emily Dryden
Brian Sherwood
Kirby Fryman
Skeeter Johnson
Adam Paterson
Roxanne Lansink
Sarah Bartel
Courtney
Stephanie Wildeman, Fair Secretary

West Plains Extension District Finney County

Tammy Hutcheson
Bill McNeill
Sara Gleason
Jeremy Gigot

Finney County Office Staff

Janet Harkness, 4-H Agent
Lauren Litton, Agriculture and Natural Resource Agent
Jennifer LaSalle, Family & Consumer Science Agent
Jessica Lopez, Office Director/ 4-H Assistant

FINNEY COUNTY FAIR ENTRY PROCESS

Entry Deadlines:

Tuesday, July 15th is the deadline for livestock stalls, waivers, insurance and proof of YQCA certification. (4-H & Open Class). Livestock Insurance will be required and purchased through the Extension Office, payable to the “Finney County 4-H Council.” If livestock insurance is declined, a waiver must be signed and turned by entry deadline. A stall map will be created with the information through FairEntry. All exhibitors must complete a livestock waiver with their entry. YQCA certificate will need to be brought in or emailed on or before July 16th. Without a certificate you can NOT show at the Finney County Fair.

Tuesday, July 8th is the deadline for entries for the following 4-H projects: photography consultation judging, food & nutrition consultation judging, sewing textile design & fashion revue, fiber arts, arts & crafts consultation, communications.

4-H Entry Process:

1. Go to the following FairEntry website: <https://finney-county.fairentry.com>.
2. You should see the “2025 Finney County Fair” text and logo on the main page.
3. Log-in using your 4-HOnline username and password. There will be a separate log-in screen for users who already have a 4-HOnline profile. (Contact the Finney County Extension Office if you forgot your password or need help logging in).
4. Once successfully logged in, follow the steps on the screen to make your entries in each department.
5. If entering in both 4-H & Open Class, you can make all entries once you log-in.

Helpful Hints:

“4-H Static” includes the following project areas: Cloverbuds, Communications, Educational Displays, Electric & Renewable Energy, Forestry, Geology, Entomology, Interior Design & Architecture, Photography, Shooting Sports, Small Engines & Uncrewed Aerial System, Visual Arts & Crafts, and Woodworking.

Open Class Entry Process:

1. Go to the following FairEntry website: <https://finney-county.fairentry.com>.
2. You should see the “2025 Finney County Fair” text and logo on the main page.
3. Create a FairEntry profile. All exhibitors are required to enter the mandatory contact information. This profile can be re-used for future fairs, so please remember to write your username and password down.
4. Once successfully logged in, follow the steps on the screen to make your entries in each department.

Helpful Hints:

“Open Class Static” includes the following areas: Educational Displays, Photography, Shop Exhibits, Small Engines & Uncrewed Aerial Systems, and Woodworking

Pre-entries are NOT required for open class exhibitors, but are HIGHLY RECOMMENDED.

Pre-entries will make the check-in process a lot easier.

RULES ARE SUBJECT TO CHANGE WAITING ON STATE FAIRS FINAL RULES

Table of Contents

ENTRY PROCESS	pg. 1
SPECIAL NOTES	pg. 4
BUILDING HOURS	pg. 4
<u>RULES AND REGULATIONS</u>	
General Rules & Regulation	pg. 5-7
General Livestock Rules	pg. 8-11
Unauthorized Mobile Transportation	pg. 11-12
Kansas 4-H Code of Conduct	pg. 12
4-H/FFA/FCCLA General Rules	pg. 14-16
Finney County Emergency Guidelines	pg. 17-18
<u>DEPARTMENTS</u>	
4-H / FFA Aerospace/Rocketry (STEM Aerospace)	pg. 19-21
Open Aerospace/Rocketry	pg. 21
4-H/FFA Ag Mechanics/Welding (STEM Ag Mechanics)	pg. 22-23
4-H/ FFA Agronomy (Crops)	pg. 23-25
Open Agronomy	pg. 25-26
4-H/FFA Astronomy (STEM Astronomy)	pg. 26-27
Open Astronomy	pg. 27
Barn Quilts	pg. 28
Beef	
4-H/FFA	pg. 29-31
Open	pg. 31-33
4-H/FFA Building Block Engineering (STEM Architecture Building)	pg. 32-34
Carcass Show (4-H/FFA)	pg. 34-35
4-H Cloverbuds	pg. 35-36
4-H Communications	pg. 36
4-H Computers	pg. 36-39
Dairy Market Beef	
4-H/FFA	pg. 39-40
Dairy Cattle & Goats	
4-H/FFA	pg. 40-41
Open	pg. 41-42
Duct Tape – Open	pg. 42
Educational Displays, Notebooks & Posters	
4-H	pg. 42-43
Open	pg. 43-45
4-H Ag Mechanics, Astronomy, Building Blocks Engineering, Computers, Robotics, Aerospace/Rocketry, Educational Exhibits (STEM)	pg. 45-47
4-H/FFA Electric & Renewable Energy (Energy Management)	pg. 47-48
Entomology	pg. 48-50
Fiber Arts (Crochet, knitting, patchwork, quilts) (4-H)	pg. 50-52
Flowers	
4-H/FFA	pg. 52-53
Youth Open	pg. 53-55
Adult Open	pg. 55-58
Food & Nutrition	
4-H	pg. 58-60
Open	pg. 60-63
Food Preservation	
4-H	pg. 63-65
Open	pg. 65-67
Forestry (4-H)	pg. 67-68
Geology	pg. 68-70

RULES ARE SUBJECT TO CHANGE WAITING ON STATE FAIRS FINAL RULES

Goats (Meat & Breeding Meat)	
4-H / FFA	pg. 70-72
Open	pg. 72-73
Horses	
4-H / FFA	pg. 73-76
Open	pg. 76-78
Horticulture	
4-H/FFA	pg. 78-79
Open	pg. 79-81
Interior Design & Architecture	pg. 81-83
Lapidary (4-H)	pg. 84
Models & Interlock Blocks (Open)	pg. 84-85
Pet Show	
4-H	pg. 85-86
Open	pg. 86-87
Photography	
4-H	pg. 87-89
Open	pg. 89-93
Poultry	
4-H	pg. 93-95
Open	pg. 95-96
Rabbits	
4-H	pg. 96-98
Open	pg. 98-99
Rate of Gain	pg. 99
Robotics	
4-H/FFA	pg. 99-100
Open	pg. 101
Sewing Textile Design	
4-H/FFA	pg. 101-103
Open	pg. 103-104
Sheep	
4-H / FFA	pg. 104-107
Open	pg. 107
4-H / FFA Shopping In Style	pg. 108-110
Shooting Sports (4-H)	pg. 110-111
Shop Exhibits (Open)	pg. 111-112
4-H / FFA Small Engines	pg. 112
Supreme Showman (4-H / FFA)	pg. 113
Swine	
4-H / FFA	pg. 113-116
Open	pg. 116-117
4-H/FFA Uncrewed Aerial System	pg. 117-119
4-H/FFA Veterinary Science	pg. 119-120
Visual Arts & Crafts	
4-H	pg. 120
Open	pg. 121
Wildlife & Sportfishing (4-H)	pg. 121-123
Woodworking	
4-H	pg. 123-124
Open	pg. 124-125

FINNEY COUNTY FAIR SPECIAL NOTES

**ALL DATES ARE SATURDAY, JULY 19 – SUNDAY, JULY 27
UNLESS OTHERWISE NOTED**

SPECIAL NOTES:

- Many dates and check in forms have changed, be sure to use 2025 forms only for all areas.
- **Parking: For safety reasons, there will be designated areas for parking. Violators will be towed.**
- All ATV/Golf Carts must be registered at the Finney County Extension Office and exhibit a permit. All drivers MUST have a valid driver's license.
- Age divisions are as follows:
 - ◊ 4-H, FFA and FCCLA
 - ◊ Open Class Youth (6 years of age and under)
 - ◊ Open Class Youth (Junior: 7-9; Intermediate 10-13; Senior 14-18)
 - ◊ Open Class Adults (19 years & older)

ENTRIES:

- **All 4-H & Open Class** entries will be done online. Please see page 3 for entry instructions.
 - ◊ Livestock entries & waiver are due **Tuesday, July 15th.**
 - ◊ Rabbit/poultry entries are due **Tuesday, July 15th.**
- **4-H Exhibits:** Clothing, Fashion Revue, Fiber Arts, Photography, Visual Arts & Crafts, Foods & Nutrition and requests for display space are due **Tuesday, July 8th.**
- **Horses:** 4-H & Open Horse entries and horse waivers are due **Tuesday, July 15th.**

PAYOUTS:

- Ribbon premium checks will be available for ALL exhibitors at the Finney County Extension Office on or after August 22nd.
- Checks that are not picked up within 90 days after the completion of the fair will be voided and all monies/prizes will be forfeited.
- Floor Checks will be written on or after August 8th.
- Premium auction checks will be picked up by the 4-Her when delivering their thank you to the business that purchased their animals.
- Carcass checks will be paid out to the 4-Her when the money has been received.
- 4-H premium payout: Static Exhibits- Blue \$3.00, Red \$2.00, White \$1.00
- 4-H Premium payout: Livestock – Blue \$5.00, Red \$3.00, White \$1.00
- Open Class payout will pay: Static exhibits – 1st place - \$3.00, 2nd place- \$2.00, 3rd place - \$1.00.
- Open Class payout will pay: Livestock Exhibits – 1st Place- \$5.00, 2nd place- \$3.00, 3rd place - \$1.00

BUILDING HOURS:

Buildings will be open to the public during the following hours of the fair:

Wednesday – Saturday:
10 am- 10 pm

Sunday
9 am – 11 am

CARNIVAL HOURS

Thursday – Friday - 3:00-10:00 pm

Saturday 10:00 am-10:00pm

RULES ARE SUBJECT TO CHANGE WAITING ON STATE FAIRS FINAL RULES

FINNEY COUNTY FAIR GENERAL RULES AND REGULATIONS

The following rules are prescribed by the Finney County Fair Board for the operation of the Finney County Fair. The Fair Board reserves the right to interpret these rules and regulations and arbitrarily settle all questions arising in connection with the fair.

EXHIBITOR NUMBERS

1. All exhibitors will be assigned a unique exhibitor number that must appear on all entries.
2. Exhibitors will use their assigned numbers for any Open Class Exhibits.
3. 4-H members will use their 4-H exhibitor number on all entries including those exhibited in open class.
4. Exhibitor numbers can be obtained prior to the fair using FairEntry. All entries will be made using fairentry.com.
5. Failure to put the exhibitor number on the entry cards may forfeit or delay payment of premiums.

CLASS NUMBERS

1. Each class has been assigned a unique number. That number must appear on all exhibit cards.
 - a. 4-H, FFA, and FCCLA classes all use numbers in the 1000 series.
 - b. Open class numbers use numbers in the 3000 series.

Exceptions: Youth flowers use numbers in the 2000 series.

ENTRIES

1. Any fees required for entry will be collected at the Extension Office.
2. Entries for all classes must be made using the FairEntry online fair management system. Please see page 3 for entry instructions.
 - a. Divisions are:
 - 4-H, FFA and FCCLA - Classes are: (Junior: 7-9, Intermediate 10-13, Senior 14-18)
 - Open Class Youth (6 years of age and under)
 - Open Class Youth (Junior: 7-9; Intermediate 10-13; Senior 14-18)
 - Open Class Adults (19 years & older)
3. Age will be determined by day of entry for open class youth.
4. All 4-H youth will use their 4-H age (as of Jan. 1) for 4-H exhibits.
5. Youth and Adult Open Class entries will be judged separately.
6. Articles must be entered with exhibit card attached. DO NOT separate entry cards.
7. Exhibitors should carefully note special rules for departments in which their entries are made.
8. Youth and Adult Open Class exhibitors may include non-county residents. Exhibitors in the 4-H/FFA/FCCLA division must be members of Finney County 4-H Clubs and/or Finney County FFA/FCCLA Chapters.
9. Exhibits are to be the work of the exhibitors where mechanical or hand skill is required; the grower where crops or garden exhibits are entered; the owner and feeder where livestock exhibits are entered; and the result of current year's work.
10. The same exhibit may not be shown in both 4-H/FFA/FCCLA and Open Class, unless stated in the rules for each department.

RULES ARE SUBJECT TO CHANGE WAITING ON STATE FAIRS FINAL RULES

11. Exhibitors shall be responsible for keeping exhibits, exhibit buildings and adjacent areas clean under the supervision of department superintendents.
12. See individual departments for entry times.

JUDGING

13. The Danish Award system will be used in the 4-H/FFA division. The Danish System of placing exhibits is a rating of a blue, red or white award for every exhibit. The standard for each exhibit is established by the characteristics of the ideal product in each category at the judge's discretion.

Blue - Excellent qualityRed - Good qualityWhite - Acceptable quality
14. The Danish Award System will be used in Open Class judging. The Danish System of placing exhibits is a rating of a blue, red or white award for every exhibit. Exhibitors will be paid for 1st, 2nd and 3rd place only. This applies to each class within the division.
15. A judge at his/her discretion may withhold any or all ribbons if the entry or animal is not worthy of award.
16. Champion ribbons may be awarded if there are more than three in the class, or where the judge determines the exhibit is of outstanding quality. In all divisions, an exhibit must have received a blue ribbon in order to be named a Champion or Reserve Champion.
17. **Any person attempting to interfere with or stalk the judges or who publicly voices disapproval of the judges' decision shall forfeit any awards won.**

DRESS CODE

18. Activity Expectations: Offensive and inappropriate clothing will not be allowed including: any clothing that exposes the midriff, back or cleavage. Undergarments must be 'undergarments' and are not to be seen. All youth exhibitors are expected to dress appropriately during judging at the Finney County Fair, as representatives of 4-H & FFA.

PROTESTS

19. Judges decisions are final, subject to protest. All protests must be made in writing to the Fair Secretary, setting forth the grounds for protest. Such protests must be filed by 12:00 noon, last day of the fair. In the event an immediate decision needs to be made dealing with a protest, the protest may be delivered to the Fair Board president and a grievance committee will convene based on a timeline decided by the president.
20. A grievance committee made up of any five Fair Board members, with the aid of the department superintendent, will decide the outcome of a protest. This decision will be final.

LIABILITY OF EXHIBITORS

21. Management is not responsible for accidents, fire or theft of neither exhibits, nor injuries to persons. Exhibits shall be displayed at owner's risk.
22. Nothing shall be sold or given away by exhibitors, which shall conflict with the operation of concessions.
23. Use of fireworks or sparklers is prohibited on the Finney County Fairgrounds.
24. Possession of any illegal firearms, weapons and illegal drugs on the Finney County Fairgrounds is prohibited.

ELECTRICAL SAFETY RULES

25. Electrical safety is everyone's responsibility:

RULES ARE SUBJECT TO CHANGE WAITING ON STATE FAIRS FINAL RULES

- A. All electrical switches, plugs, cords, insulators and ground wires must be undamaged.
- B. Only UL approved double insulated and/or grounded cords and devices are allowed.
- C. Extension cords must be plugged into a GFCI outlet or GFCI equipped device.
- D. All unprotected electrical wires must be kept out of the reach of children and animals. Out of reach is defined as 6' above ground.
- E. All electrical wires within the reach of animals or children must be protected.
- F. One animal and two persons will be permitted in designated grooming stations.
- G. Do not overload circuits. Watch for signs of overheated outlets, cords, and switches.
- H. Conduct a thorough inspection before each major event. Follow electricians' instructions.
- I. Water and electricity do not mix. Unplug devices that become damp, wet, or damaged.
- J. Report any unsafe condition, practice, and any violation of these guidelines immediately to a superintendent or Fair Board member.

Electrician certifies, with inspection and signature, that they have completed the electrical safety inspection and made necessary power connections for the events daily. If a problem is noted by the electrician, the equipment will be removed from the building.

RELEASE OF EXHIBITS

- 26. All exhibits shall be released according to the release schedule determined by the Fair Board. All exhibits will be released at 11:00 am. Sunday July 27, 2025
- 27. Any exhibits left after 12:30pm on Sunday are left at owner's risk and may be discarded.
- 28. Exhibitors shall forfeit any awards due to violation of the above rules or for early removal of exhibits.

ALCOHOL AND ILLEGAL SUBSTANCES

- 29. No alcohol beverages shall be consumed on the fairgrounds unless a designated area is established. The use of illegal substances is strictly forbidden on the fairgrounds.

COMPLAINT OR SUGGESTIONS

- 30. If you have a complaint or suggestion about the fair, then you need to fill out a form that will be available around the fairgrounds or the fairboard office.

RULES ARE SUBJECT TO CHANGE WAITING ON STATE FAIRS FINAL RULES

GENERAL LIVESTOCK RULES

1. See General Rules and Special Rules under each department
2. All livestock must be tagged with an official state 4-H tag and scrapies tag (if applicable) or turn in breed registration papers on or before May 1st to be eligible to show at the Finney County Fair. Scrapies tags and Livestock Declaration Forms are required BEFORE a 4-H tag is given. A livestock superintendent and an Extension Agent will need to be present at the time of tagging. There will be two official small animal tagging and weigh-ins and one beef tagging and weigh-in. If for some reason you can't make these dates you will have to schedule an appointment with the Extension Agent. Animals tagged by appointment will not be eligible to compete in rate of gain contests.
3. All exhibitors must complete the following forms in Fair Entry by July 1st to show at the Finney County Fair. Forms can be found on Fair Entry.
 - Finney County Fair 4-H, FFA Livestock Waiver (one per exhibitor) – DUE AT LIVESTOCK CHECK-IN. Can be paid earlier at the Extension Office.
 - Finney County Fair 4-H, FFA Code of Conduct (one per exhibitor)
 - YQCA Certification (one per exhibitor)
4. All 4-H/FFA and Open Class livestock must be pre-entered via FairEntry or to the Finney County Extension Office by July 15th.
5. All 4-H, FFA, and Open Class livestock will be stalled on the fairgrounds unless otherwise designated by specific species.
6. Stalls and tack pens will be assigned, and assignments will be available at the livestock barns, the evening before check-in. Requested changes in stalling or tack pens need to be approved by an agent.
7. **All exhibitors will be required to bring their own bedding.**
 - Bedding: WHITE PINE chips must be used for swine. Beef, sheep and goats may use RED CEDAR or WHITE PINE bedding.
8. All livestock must be check in and weighed in, if applicable, at times specified in the schedule. Weights will be called out and confirmed with exhibitor. If any weight corrections (due to clerical error) are needed they will be approved by the superintendent, agent and livestock committee.
9. Health Inspections:
 - Sheep and Goats: Vet Check is MANDATORY for all sheep and goats. Before arriving to Vet check, animals must have blankets/ coverings removed and be 'slick –shorn' for proper inspection by the Veterinarian. All sheep and goats will be mouthed and vet checked before they can enter the West Pavilion. Animals with active lesions or warts, ringworm, pinkeye, sore moth, club lamb fungus, or mange will not be permitted to exhibit. Kansas is brucellosis, pseudo rabies and tuberculosis free so no test for these diseases will be required for livestock originating within the state.
 - Beef and Swine: All animals are subject to examination by officials at check-in and shall be free of clinical signs of unsoundness and infectious or contagious disease.
 - Horses: KAR 9-7-14 establishes the requirement of a negative EIA test (Coggins) for horses that are used for exhibition purposes which must be completed in the previous 12 months. All animals are subject to examination by officials at check-in and shall be free of clinical signs of unsoundness and infectious or contagious disease.

RULES ARE SUBJECT TO CHANGE WAITING ON STATE FAIRS FINAL RULES

- The livestock superintendent is authorized to refuse livestock showing signs of disease or deemed for any other reasons to be dangerous to other animals or to the public. A licensed veterinarian shall inspect all entries if necessary and his/her orders shall be final.
10. At the discretion of a consensus of the Superintendent, Extension Agent and a minimum of three Fair Board members, any animal deemed to be unruly or not accustomed to being handled or around people, will be disqualified from exhibit and required to be removed from the fairgrounds. Failure to comply could disqualify the exhibitor from all competition.
 11. Exhibitors are required to maintain livestock areas, and their animals. Areas and animals should be maintained in a clean and professional manner. Exhibitors failing to comply with the expectation will forfeit all premiums, including the opportunity to participate in the Premium Auction.
 12. All livestock will be on display in the barns each day and may not leave the fairgrounds without Extension Agent and Fair Board approval.
 13. All exhibitors sending market animals to the floor buyer or carcass contest will be required to complete a drug release/waiver form to be turned in with their destination cards. All treatments, in the form of medicated feed, vaccines, wormers, etc. given to the animal in the last 40 days need to be listed. Label Withdrawal: Must follow the required label withdrawal periods.
 14. Drenching or Tubing: Any liquid or substance not considered part of a normal diet for livestock shall not be used while drenching. Otherwise, the animal will be disqualified from the fair show. This applies to all species (4-H/FFA/Open – Beef, Sheep, Swine & Goats).
 15. No Medication can be administered without the approval and supervision of the superintendent, agent, Fairboard representative and owner.
 - Must be witnessed by two of the representatives stated above.
 16. 4-H, FFA and Youth exhibitors must care for and groom their own animals. Exhibitors may use the assistance of non-family members to prepare animals for show as long as the exhibitor is at animal-side during preparation and actively engaged in the learning process. All preparation will be done in-barn or barn-side only. If you are caught not following this rule, you will not be allowed to sell in the Premium Auction.
 17. If an exhibitor has more than one animal in a class, another 4-H/FFA member enrolled in the project may show that animal.
 18. All livestock exhibitors must personally show their own animal(s) for the sale through the Premium Auction. Any exception to the above rule must be approved by majority vote of available Fairboard members.
 19. Exhibitors are encouraged to dress in species appropriate clothing.
 20. If an exhibitor removes their animal from the show ring prior to completion of judging any class without consent of the ring steward, the exhibitor may be disqualified, and premiums forfeited.
 21. Exhibitors wanting to declare an unauthorized entry or rule violation etc. must follow the
 - *Protest Procedure.*
 - i. Official protests must be submitted to the Fair Board President in writing, signed and accompanied by \$100 cash or check written out to the Finney County Fair Scholarship Fund which will be forfeited, if the protest is not sustained. Protests will not be addressed until this is done. The protest must state plainly the cause of complaint and

RULES ARE SUBJECT TO CHANGE WAITING ON STATE FAIRS FINAL RULES

must be delivered immediately upon the occasion for such protest. The Fair Board President will provide the protest to the Finney County Fair Board and Extension Board Designated Agent or FFA Advisor if applicable. A minimum of two members of the Finney County Fair Board must be present to address any protests filed with the Fair Board Office. If the dispute involves Extension or FFA, a minimum of two West Plains Extension District Board Members and the Extension Board designated agent must be present (via phone or in person), as well as FFA Advisor(s) if applicable. *Finney County Fair Board, West Plains District Extension Board or their designee(s) will consider no protest made upon disputed judges decisions or the statement that the judge or judges or staff are incompetent. The Finney County Fair Board, West Plains District Extension Board and Extension Agents shall only consider a protest filed by a participant entered in the same department as the participant that is the subject of the protest. Judging procedures will not be interrupted for protest investigations; and depending on the basis of the protest, a decision may be withheld until a complete investigation is finalized. The Finney County Fair Board, West Plains District Extension Board or their designee(s) will consider protests as speedily as possible and their decision in the matter shall be final. If deemed necessary, the Finney County Fair Board, West Plains District Extension Board or their designee(s) may conduct interviews and / or an informational hearing to gather official statements from the individual who filed the protest, the individual against whom the protest was filed, the show superintendent and any other individual who may provide pertinent, factual information.*

22. Class size– We will run every printed breed. If you purchase a breed that is not listed the animal will be placed in the light or dark AOB classes.
23. Ribbons and Awards given for Beef, Goat, Sheep and Swine will go by the following award structure:
 - Blue, Red, and White Ribbons will be awarded to animals in each class at the judge's discretion.
 - The top two animals in each class will return to compete for the Champion and Reserve Champion titles within their division or breed. Division/Breed Champions will receive an award which is at the discretion of the Fairboard.
 - The Champion and Reserve Champion from each division/breed will then compete for the Overall Grand Champion and Reserve Grand Champion titles. The Overall Grand Champion/Reserve Grand Champion will receive an award which is at the discretion of the Fairboard.
 - Overall Grand Champion Showmanship, Market and Breeding in each species will receive the opportunity to exhibit at the Tri-State Fair in Goodland.
24. All livestock stock shows at the Finney County Fair are considered “BLOW – AND- GO- SHOWS” and must adhere to the following parameters.
 - Animals will be shown free of any adhesive, glue, paint, or powder products.
 - Any compounds that have adhesive qualities that when applied cannot be combed or brushed through or alter the color of the animal are forbidden
 - Alcohol, water, oil, foam, or any water or alcohol-based products with no adhesive or glue qualities, or artificial colorings are permitted.

RULES ARE SUBJECT TO CHANGE WAITING ON STATE FAIRS FINAL RULES

25. The animal used in Showmanship classes must be exhibited in a conformation 4-H/FFA division class, owned and shown by the showmanship exhibitor. If the exhibitor is enrolled in the 4-H/FFA project and has no animal entered in the 4-H/FFA division but does have an animal entered in the Open Class division the Open Class animal may be used.
26. In showmanship class, judges will consider:
- Preparation of animals for show
 - Condition of feet
 - Washing and cleanliness
 - Showing of animal and exhibitor appearance
 - Control of animal by exhibitor
 - Poise and collectiveness
 - Skill of showing
 - Ability to stand, move or show the animal as requested by the judge.
 - Knowledge of your specie.
27. No animals will be permitted to leave the fairgrounds before their species is checked out by the superintendent. The only exception will be for health reasons and approved by the Extension Agent, Fair Board and Fair Vet. Failure to comply with this rule will result in forfeiture of all ribbons, placings and premiums and prizes.
28. The Overall Grand Champion Market Animal, Grand Champion Breeding Animal and Overall Grand Champion Showman in each species will have the opportunity to attend the Tri-State Royal “Champion of Champions” Show in Goodland, Kansas in August. At that time photos and any other identification will be taken of the animal. By choosing to attend the Tri-State Royal, the market animal will forfeit competition in the carcass contest and option to sell to the floor buyer. Should the Grand Champion choose to not move on, the same rules will apply to the Reserve Champion of that species. Only Overall Grand & Reserve Champion animals are eligible to show in the Tri-State Royal.
29. Only market animals qualify for the carcass show. All must meet minimal weights for respected species:
- Beef: 1,000 pounds
 - Goats: 75 pounds
 - Sheep: 89 pounds
 - Swine: 200 pounds

UNAUTHORIZED MOBILE TRANSPORTATION

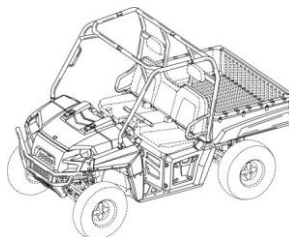

This is a major insurance liability!!

All non-street legal vehicles, motorcycles, four wheelers and other mobile transportation are prohibited on the fairgrounds.


All drivers MUST have a valid driver's license. This is a legal liability and part of our insurance policy. Application for Authorization on Mobile Transportation units is available in the Fair Office or the Extension Office.

The Finney County Fairboard, West Plains District and the County of Finney County are not reliable for any damage to a golf cart or ATV.

YES- All drivers MUST have a valid driver's license. DRIVE SLOWLY AND SAFELY



NO - Due to insurance liability all other motorized vehicles such as motorcycles, and four wheelers will be prohibited.



Warning

Under Kansas law, there is no liability for an injury to or the death of a participant in domestic animal activities resulting from the inherent risks of domestic animal activities, pursuant to K.S.A. 60-4001 through 60-4004. You are assuming the risk of participating in this domestic animal activity.

Inherent risks for domestic animal activities include, but shall not be limited to:

- 1) The propensity of a domestic animal to behave in ways i.e., running, bucking, biting, kicking, shying, stumbling, rearing, falling or stepping on, that may result in an injury, harm or death to persons on or around them;
- 2) The unpredictability of a domestic animal's reaction to such things as sounds, sudden movement and unfamiliar objects, persons or other animals;
- 3) Certain hazards such as surface and subsurface conditions;
- 4) Collisions with other domesticated animals or objects; and

RULES ARE SUBJECT TO CHANGE WAITING ON STATE FAIRS FINAL RULES

- 5) The potential of a participant to act in a negligent manner that may contribute to injury to the participant or others, such as failing to maintain control over the domestic animal or not acting within such participant's ability.

KANSAS 4-H CODE OF CONDUCT

As a participant in the Kansas 4-H program, you have the responsibility of representing Kansas 4-H to the public. You are expected to conduct yourself in a manner that will bring honor to you, your family and 4-H. To do that, you must:

1. Conduct yourself and your project work in a manner that is trustworthy, respectful, responsible, fair, caring and in good citizenship.
2. Be responsible for your actions by following the rules and being accountable. This includes being in assigned program locations/sessions, abiding by deadlines, time and housing arrangements. If you are unable to participate or need assistance, notify those in charge of the event/program.
3. Treat yourself, other people, animals, property with respect, using good manners, dressing appropriately and by not using profanity. You will be personally responsible for any damage caused as a result of your behavior.
4. Know that use of tobacco, alcohol, and non-prescribed drugs by youth is illegal.
5. Demonstrate caring for people other than yourself. Know that harassment of any type is illegal and prohibited at all 4-H events.
6. Be a good citizen by participating fully, and helping those around you have positive experiences.
7. Use technology and social media in safe and appropriate ways for the good of the 4-H Youth Development programs.

4-H / FFA / FCCLA GENERAL RULES

1. Each 4-H Club member must attend 4 club meetings per year to be eligible to participate in the 4-H division of the Finney County Fair. Attendance will be verified with Club Leader. If requirements not met 4-H youth may participate in Open division of the fair.
2. Each 4-H Club member is encouraged to make at least one exhibit of his or her current project work.
3. All exhibits must be the result of the current year's project work. Youth must be enrolled in any project they exhibit at the fair in the 4-H/FFA/FCCLA Division.
4. Entries for all classes must be made using FairEntry. 4-H Members can log-in to <https://finney-county.fairentry.com> using their 4-H Online log-in. Please contact the Extension Office for assistance. All sections of the entry must be filled out before department superintendents will accept entries. Some exhibits also require additional labels. See departments for guidelines.
5. You no longer need to fill in a stall reservation form. Stall maps will be created with the information through FairEntry. You will need to bring your own wood chips for the stalls and cages.
6. All exhibits MUST be in place by entry closing time set for each department. Refer to each department for the date and time entries must be in place.
7. Two exhibits per class are permitted except where otherwise designated.
8. In all 4-H/FFA/FCCLA classes the age of the exhibitor will be as of Jan. 1 of the current year. Divisions are divided are:

Cloverbud	Ages 5 and 6
Junior	Ages 7, 8, and 9
Intermediate	Ages 10, 11, 12, and
13 Senior	Ages 14 ,15, 16, 17
and 18	

9. All 4-H/FFA/FCCLA exhibits will be judged through consultation judging. Consultation judging is a process that allows the judge to visit with the exhibitor about the project work completed that year. Parents are encouraged to observe the process. 4-H'ers in the Sewing & Textile Design, Foods, Demonstration Contest, Fashion Revue, Fiber Arts, and Visual Arts & Crafts will receive a judging schedule prior to the fair. Other exhibitors will sign up for a consultation judging time when they enter their exhibit. Judges in the livestock projects will visit with the entire group of exhibitors as the projects are being judged.

AWARD SYSTEM

1. The Danish Group Award system of making awards will be used for all 4-H exhibits. The Danish System of placing exhibits is a rating of blue, red or white awards. The standard for each exhibit is established by the characteristics of the ideal product in each category.
Blue - Excellent Quality Red - Good Quality White - Acceptable quality
2. The Danish Award System will also be used in Open Class judging. This applies to each class within the division. The Danish System of placing exhibits is a rating of 1st place- blue, 2nd place – red and 3rd place – white. Paying \$3.00, \$2.00 and \$1.00.

RULES ARE SUBJECT TO CHANGE WAITING ON STATE FAIRS FINAL RULES

3. A minimum of three exhibits is required before a champion is awarded except when judge determines exhibit is of outstanding quality.

STATE FAIR

1. Outstanding 4-H exhibits in each class except market livestock will be selected to
1. represent Finney County at the Kansas State Fair. To be eligible to show horse for State Fair you must follow these guidelines:
 - The horse is properly identified for the Kansas 4-H Horse Project. A properly identified horse is either a) registered with a breed association in the 4-H'ers or an immediate family member's name by June 1 of the current 4-H program year, or b) identified with a Kansas 4-H Horse ID Form signed by the local Extension Agent by June 1 of the current 4-H program year. The 4-H member must have a copy of the 4-H Horse ID form signed by the local agent or a copy of the horse's registration papers on file with their local Extension Office by June 1 of the current 4-H program year. Please see "Horse Ownership" for more clarification.
 - Exhibit a properly identified horse at a horse show in a class group and be qualified to exhibit in any class included in that group. The horse show need not be a "4-H" show. Shows may include: open shows, circuits, local associations (SCSHA, etc.), breed/discipline associations (AQHA, APHA, NRHA etc.). Qualification for each group is based on one horse/rider combination. Exception: If a 4-Her qualifies more than one mare/gelding in the same halter class. In this case, another 4-Her can show the second horse in the appropriate halter class at the State Fair. Group 1 Halter, Showmanship Group 2 Hunter Under Saddle, Hunt Seat Equitation, Hunter Hack, Saddleseat Pleasure, Saddleseat Equitation Group 3 Western Pleasure, Western Horsemanship, Trail, Group 4 Ranch Rail, Ranch Pattern, Ranch Trail, Reining Group 5 Barrels, Poles, Flags 4) Complete the Kansas 4-H Equine Webinar Safety Episode with quiz annually before completing the State Fair Entry.
 - Complete online entry information for the Kansas State 4-H Horse Show via ShoWorks by August 1 of the current program year.
 - Exhibitors will be limited to entering only those classes in which they qualified for a particular horse.
 - Exhibitors should be prepared to show proof of exhibition via signed affidavit by show management.

See the Finney Extension Office for State Fair entry dates and appropriate entry fees.

2. All 4-H members selected for State Fair who are 9 years of age by Jan. 1 of current year may exhibit in the State Fair where classes are available. Check the State Fair Book for rules, and requirements for particular classes.

LIVESTOCK PREMIUM AUCTION

- A dinner will be served for the livestock buyers.
- The livestock auction will be held on Friday Evening.
- Beef, sheep, swine, and meat goat market entries are eligible for the auction. ALL LIVESTOCK GOING THROUGH PREMIUM AUCTION MUST BE MARKET. All animals which are sold in the premium auction are eligible to be taken home, carcass show (if selected) or can be put on the floor truck.
- No 4-H member shall be allowed to participate in the premium auction unless they have first met the following requirements during the current 4-H calendar year:

RULES ARE SUBJECT TO CHANGE WAITING ON STATE FAIRS FINAL RULES

- Attend a minimum of four (4) regular 4-H club meetings (qualifying meetings have to be on record before the fair) AND at least one of the following:
- Present a project talk at a 4-H Club Meeting
- Participate in Finney County 4-H Club Days
- Actively participate in 4-H Ambassadors or Junior Leaders
- Hold an office in your club
- Lead a community service project
- Minimum weight for livestock at auction:
- Market Hogs – 200 lbs
- Market Beef/Previous Year Bucket Calves – 1,000 lbs
- Miniature Market Beef – 500 lbs
- Market Lambs – 89 lbs
- Meat Goats – 50 lbs
- The order of the auction will be determined specie and then by placing.
- Exhibitors who do not turn in buyer reservation forms by the deadline will not sell.
- The weight taken on check-in day will be the auction weight.
- The 4-H or FFA member will present a picture to the buyer.
- Each 4-H or FFA member can have no more than two animals go through the premium auction, with a limit of one animal per species.
- **All livestock exhibitors must personally show their OWN animal(s) for the sale through the Premium Auction and need to be present.** EXCEPTION will be by special permission granted by at least three Fair Board members then the owner will need to be present in the building during the auction. Any exception to the above rule must be approved by all Fair Board members.
- No animals will be permitted to leave the fairgrounds before their species is checked out after the Sunday morning activities. Prizes and auction monies? will be forfeited if animals are removed from premises prior to release time.
- 4-H/FFA add-on money that will be distributed through the Finney County Fairboard account is designated for premium auction animals only.

MARKET LIVESTOCK FLOOR BIDS

1. All bids will be submitted to the Fairboard via personal contact or phone.
2. The highest bid will be accepted and posted by the Fairboard.
3. Destination cards must be turned in by exhibitors by the designated time.
4. Weights will be determined by the weight the animals show weight.

FINNEY COUNTY EMERGENCY GUIDELINES

Severe Weather Procedure

If a tornado warning has been issued, go to an interior room on the lowest level and seek shelter under sturdy furniture. You may also go to the designated tornado shelters:

Primary Tornado Shelter

Finney County Juvenile Detention Center
Center 507 W. Santa Fe Street

Secondary Tornado Shelter

Finney County Law Enforcement
304 N. Ninth Street
Or
Police Indoor Range
114 W. Isabel

If there is a possibility of severe weather, monitor a radio/TV to allow you adequate time to leave the building and seek shelter.

Downed Electrical Lines/Power Outage Procedure

Stay away from downed lines and immediately call the Garden City Service Center at 276-1290. If after normal business hours or you are unable to reach the Service Center, call the Garden City Police Department at 276-1300. If it is an emergency, call **911** immediately.

Disturbances/Potential Life-Threatening Incident

If a potential life-threatening incident (large or small scale disturbance, intruder, hostage situation, assault, anything where a weapon is involved, gang-related activity, etc.) occurs outside of the building, immediately call **911** and lock down the building to keep the threat outside. Stay away from the outside doors and windows. If the same type of incident occurs inside the building, immediately evacuate the building if you can do so safely and call **911** as soon as possible.

Medical Emergency

A medical emergency is a sudden or unexpected occurrence, which requires immediate medical attention. Any individual requiring medical assistance will be referred to below as a patient.

- Assess the situation.
 - Determine if it is safe to approach the area where the patient is.
 - Determine the number of patients (individual or group).
 - Determine if emergency medical personnel are required.
 - If yes or if you are unsure, immediately call **911**.
- Provide immediate care as needed if you are trained in First Aid/CPR. Use the first aid kit in the building, if there is one.
- If you are not able to provide any first aid/CPR, stay with the patient until medical assistance arrives to provide comfort to the patient and any updates to dispatch and responding units.

Biohazard Materials/Spills

Contact Finney County Building Maintenance at 272-3594 and/or Garden City Fire Department for any possible biohazard materials/spills and keep yourself and others away from affected area until cleared by Building Maintenance personnel and/or Garden City Fire Department.

Fire, Explosions and Gas Leaks

RULES ARE SUBJECT TO CHANGE WAITING ON STATE FAIRS FINAL RULES

Fire Evacuation Procedure:

1. Remain calm.
2. Call **911** and provide the following information:
 - a) Give building name.
 - b) Give building address.
 - c) Give exact location (e.g. NW corner)
 - d) Give exact details of emergency (nature of the fire or pertinent information— explosion, spill, injuries, etc.)
 - e) Do not stay on the telephone or call from the building if it is unsafe. Call 911 from the closet phone immediately after exiting the building.
3. Activate a manual pull station if alarm has not been automatically activated.
4. If you have had fire extinguisher training and can safely extinguish the fire, use the closet fire extinguisher.
5. Evacuate the building and close doors as you leave.
6. Do not open or break windows.
7. Do not open hot doors
8. Take personal items if time permits. DO NOT attempt to retrieve these and other personal possessions at the risk of personal injury.
9. Do not return to the affected area until the fire department and Building Maintenance have examined the area to ensure that it is safe to return and have the released the area back for occupancy.

Use the Fire Evacuation Procedure for Explosions and Gas leaks except for steps 3 and 4.

RULES ARE SUBJECT TO CHANGE WAITING ON STATE FAIRS FINAL RULES

4-H /FFA AEROSPACE/ROCKETRY

(STEM AEROSPACE)

1. 4-H members must be currently enrolled in the 4-H -Rocketry program to exhibit in this division.
2. Each exhibitor may enter up to two rocket exhibits that have been constructed during the current year. If two rockets are entered, one rocket must be a "model rocket kit" or the second may be entered into any other applicable class. An exhibitor may not enter two rockets in the same class.
3. The 4-H Rocket Exhibit Information Form must accompany rocket. The information form should be signed by the exhibitor. This may be downloaded from <http://rocketry.engtech4ks.com> or picked up from the Extension Office. Place the following along with the 4-H STEM Rocket Exhibit Information Form in a 10"x 13" envelope:
 - Instructions on how to construct the rocket
 - Up to 5 pages of pictures from both construction and launch
 - Documentation of any flight damage that occurred
 - Any modifications made to the rocket
 - An additional page for altitude calculations if the space on the form is not enough.
 - Additional pages of photos are allowed
 - Documentation of how the rocket was tested for stability
4. To exhibit in this division:
 - The rocket must have been flown unless a burn ban is in effect.
 - Support rods must not extend past the tip of the highest nosecone on the model.
 - Support rods must remain in the upright position, 90 degrees to the display base, do not angle. If support rods are not perpendicular to the base, the judge should deduct two ribbon placings.
 - No model may be submitted on a launch pad.
5. If a safety violation is noted by the judges, superintendent, or other staff, the exhibitor's rocket, at the judges' discretion, will receive a participation ribbon.
6. Rockets are to be displayed upright on a display stand with a sturdy rod that does not extend past the top of the rocket or stand unassisted, unless the rocket is taller than 4 feet in which case no display stand is required and the rocket may be displayed on its side, rockets are not to be displayed on launch pads to save space and prevent someone from being poked in the eye.
7. Rockets ARE NOT to be displayed with used or unused rocket engines either in the rocket or as part of the stand, if rocket engines are included in the exhibit the judge may disqualify the exhibit.
8. Rockets should be flown unless there is an active burn ban in the county or conditions are too dangerous to safely launch the rocket. Just flying the last stage (the part with the nose cone) of a multi-stage rocket is acceptable.
9. Rockets, except those in the junior division, are not to be "beginner kits" or use prefabricated fin assemblies or pre-finished rockets requiring no painting, these are not acceptable outside the junior division, and should be disqualified.
10. Angles of fins must fall within a plus or minus 2-degree variation using an approved fin alignment guide (such as KSSTAC10). An official fin guide is available from <http://rocketry.engtech4ks.com>.
11. Fins and body tubes, except those in the introductory division, are to be filled and sealed with sanding sealer and/or primer or other suitable filler to eliminate the appearance of body grooves and wood grain.
12. Fins and launch lugs are to be filleted to reduce drag and properly secure them to the model.
13. Engine mounts are to be securely attached to the body tube.
14. Any seams on plastic parts are to be sanded smooth.
15. The recovery system (typically a parachute or streamer) should be attached according to the instructions.
16. The nose cone is to fit snugly but still allow for easy removal.
17. Exhibits must be uniformly painted and smoothly finished or finished as per rocket instructions (for example, no painting required), and decals, if used, are applied smoothly.
18. Models may not be judged based on their paint scheme (colors and placement on the rocket), except for rockets that fit the definition of a 'scale model' and are entered in the scale model class. All other rockets do not have to follow the suggested paint scheme, allowing the 4-H'er to display maximum

RULES ARE SUBJECT TO CHANGE WAITING ON STATE FAIRS FINAL RULES

creativity in the finishing of their rocket. Under no circumstances is the weight given to the paint scheme to be sufficient enough, by itself, to move the non-scale model from one ribbon placing to another.

19. "Scale models*" entered in the scale model class may be judged based on their paint scheme. The judge may deduct up to one ribbon placing for not following the paint scheme.
20. "Scale Models*" displayed in the scale model class are to be finished and completed with a majority (greater than 70%) of decals. For all other rockets the use of decals is optional.
21. Original design rockets cannot be a modification of a pre-existing kit and must be of original design.
22. Original design rockets must be designed by the exhibitor(s).
23. Exhibitor(s) must be 11 years of age (4-H age) or older to enter an original design rocket.
24. Original design rockets must include detailed instructions, so that someone could construct the original designed rocket just like a kit purchased at a store. Instructions can be as many pages as needed to convey full and complete construction techniques.
25. Original design rockets must include detailed instructions, so that someone could construct the original designed rocket just like a kit purchased at a store. Instructions can be as many pages as needed to convey full and complete construction techniques.
26. For a rocket entered in the original design classes, describe in the summary how the rocket was tested for stability prior to flying. Swing testing of the rocket is required. Other tests and calculations are encouraged. Exhibitors must include documentation of the swing test. Failure to swing test a rocket will result in a deduction of TWO ribbon placings.
27. A minimum of one additional page must be added to the rocketry information pack detailing the test(s) performed to insure stability. 4-Her's are strongly encouraged to provide as much detail as possible. Failure to provide adequate written documentation will result in a disqualification.
28. Rockets that use more than one 'D' engine or equivalent are consider mid or high-power rockets in 4-H.
29. Mid and High-Power exhibitors must be at least 14 years of age by January 1 of the current year.
30. In addition to the information packet completed for all rockets, a high-power information form is to be completed and placed inside of the information packet. This may be downloaded from <http://rocketry.engtech4ks.com>.
31. Exhibitors in the mid and high-power divisions must hold memberships in either NAR or Tripoli organizations.
32. The NAR High Power Rocket Safety Code applies to the construction and launching of all rockets displayed in this division. As such all mid and high-power rocketry exhibitors must comply with the NAR High Power Rocket Safety Code that is in effect as of October 1st of the current 4-H year.
33. All rockets in the mid and high-power divisions are to be launched under adult supervision by the 4-H member who constructed the rocket.
34. For rockets launched using an engine(s) that have 160.1 ('H' engine or equivalent amount of smaller engines) Newton's-seconds or larger, adult supervision must be provided by an individual having at least a level 1 high power certification. The 4-H member should also hold or be attempting to attain their level 1 high power certification if launching on this large of an engine.
35. Champion and reserve champion ribbons will be awarded in each class if the judge considers the exhibits worthy.
36. Grand Champion and Reserve Grand Champion rosettes will be awarded for division if the judge considers the exhibits worthy.

CLASS

- | | |
|------|---|
| 1110 | Rocket from Kit: Junior |
| 1111 | Rocket from Kit: Intermediate |
| 1112 | Rocket from Kit: Senior |
| 1113 | Scale Model Rocket from Kit: Junior |
| 1114 | Scale Model Rocket from Kit: Intermediate |
| 1115 | Scale Model Rocket from Kit: Senior |
| 1116 | Original Rocket: Intermediate |
| 1117 | Original Rocket: Senior |

RULES ARE SUBJECT TO CHANGE WAITING ON STATE FAIRS FINAL RULES

- 1118 Original Rocket: Team (2 + Senior Exhibitors)
- 1119 Original Scale Model Rocket: Intermediate
- 1120 Original Scale Model Rocket: Senior
- 1121 Mid or High Power Rocket from Kit: Senior

OPEN CLASS AEROSPACE/ROCKETRY

1. Read General Rules
2. Open to adults and youth. Both will be judged separately.
3. Judging will be on quality of workmanship and usefulness of articles.
4. Entries will be made by individuals.
5. Articles in this department may be made in the classroom under the supervision of an instructor or may be home projects.
6. Exhibitors are limited to three articles in any class display.
7. All large exhibits will be displayed out of doors.
8. Exhibitors will be paid for 1st, 2nd and 3rd place only. This applies to each class within the division.

ROCKETRY

1. All rockets must have been flown. Each rocket exhibited must be able to stand freely by itself or be supported on a wooden base, not to exceed 3/4"x8" square for small and medium-sized rockets. Wooden or metal support rods must not extend past the tip of the nose cone. (Do not submit on launch pad.)
2. For original design rockets, describe in summary how model was tested for stability prior to flying.
3. Angles of the fins must fit a plus or minus two degree variation.
4. Exhibit must be uniformly painted, smoothly finished, have decals applied smoothly, and be properly assembled and painted according to accompanying plans.
5. Rockets with factory made fin assemblies and pre-finished rockets requiring no painting are not acceptable
6. Engines and Igniters are not permitted with the exhibit.
7. The following information about the rocket should be attached: record of its flight including engine type, altitude reached, and a summary of how the exhibitor constructed and flew the rocket
8. Plans (or a copy of) must be placed inside the envelope that accompanies the rocket.
9. Exhibitors will be paid for 1st, 2nd and 3rd place only. This applies to each class within the division.

CLASS

- 3080 Original Rocket, Youth
- 3081 Original Rocket, Adult
- 3082 Rocket from Kit, Youth
- 3083 Rocket from Kit, Adult

4-H/FFA AG MECHANICS WELDING

(STEM AG MECHANICS)

1. 4-H members must be currently enrolled in the 4-H Ag Mechanics Welding project to exhibit in this division.
2. Each exhibitor may enter one exhibit per class. Exhibits must have been constructed or repaired during the current 4-H year.
3. Wheeled exhibits must utilize a braking mechanism which prevents the exhibit from freely rolling while on display.
4. Exhibitors are responsible for providing sufficient braking or “chocks” for trailer exhibits to ensure that the exhibits do not move once positioned. If using a wheel “chocking” mechanism, the two individual blocks should be connected together.
5. For trailer exhibits the tongue of the trailer should have a locking mechanism (e.g. padlock) to prevent the trailer from being moved by unauthorized individuals while being displayed. A key for the locking mechanism should be left with the superintendent and labeled with the exhibitor’s name, club, and phone number.
6. For exhibits with downward swinging parts, such as tailgates, that could pose a fall/striking/crushing hazard should have a tamper resistant locking mechanism such as a “zip-tie” or a “cotter-key” through a release pin that would prevent the swinging part from being accidentally released and falling on someone.
7. Each exhibit must be free-standing or sufficiently supported by an exhibitor supplied support system that is moveable and is part of the total dimensions and weight of the exhibit. Exhibit display boards should have a portable and moveable Page | 27 base and examples should be firmly affixed to the board to ensure all parts of the display stay together. No exhibits may be staked to the ground for display.
8. Top heavy items should be braced or placed in a stand sufficient to prevent it from toppling over while on display.
9. Exhibits may not be bound, affixed, attached to buildings.
10. Painting or spot painting is not allowed on projects after arrival on fairgrounds. If wet paint is detected by judges or superintendents one ribbon placing will be deducted.
11. Painting or spot painting is not allowed on projects after arrival on fairgrounds. If wet paint is detected by judges or superintendents one ribbon placing will be deducted.
12. Repair projects having adequate original finish need not be repainted.
13. Cutting surfaces, such as blades, are to have a protective covering over them to prevent injury. The covering should be easily removed and reinstalled for judging. Foam “pool noodles” and multiple layers of cardboard are acceptable.
14. Display cases for small exhibits are acceptable and must be easily opened so the item can be removed and examined as part of judging.
15. Exhibits that include weaponry of any kind will be disqualified. Weaponry is defined as any instrument, possession, or creation, physical and/or electrical that is intended to be used to inflict damage and/or harm to individuals, animal life, and/or property.
16. Trailers and large exhibits (those larger than 5 feet in any dimension) may be displayed outside, and exhibitors with such exhibits are to contact the Extension Office one week before fair to arrange placement.
17. If the exhibit is powered by flammable liquids (gas, propane, kerosene, etc.) the fuel tank and lines should be drained and allowed to dry, to avoid spills and potential fires.
18. Electric powered (battery, corded, solar, or alternative energy) should have a primary shutoff or disconnect switch.
19. If a safety violation is noted by the judges, superintendent, or other staff, the exhibitor’s exhibit, at the judges’ discretion, will receive a deduction in ribbon placement or a participation ribbon.
20. The exhibitor’s name(s), club, county or district must be tagged or labeled in a prominent location on the display.

RULES ARE SUBJECT TO CHANGE WAITING ON STATE FAIRS FINAL RULES

21. Each exhibit, except for display boards, must include an Ag Mechanics Welding information packet. Entry of just a packet without an accompanying exhibit is not a sufficient exhibit.
22. Each exhibitor is required to complete the "4-H Ag Mechanics Welding Exhibit Information Form" for each exhibit, except for display boards, which is available through the Extension office or at <http://welding.engtech4ks.com> . This form must be attached to the outside of a 10" x 13" manila envelope. Do not tie the envelope to the exhibit. All revisions of all forms previously released for the division dated prior to current year are void for use and new forms must be obtained and used.
23. Each exhibit information packet should include the following items:
 - Bill of materials for the project with associated costs, scrap items used may be listed as having a \$0.00 cost.
 - 1 to 5 pages of photos showing work on the exhibit, preferably from a beginning state to final or completed state.
 - If appropriate, schematics or working drawings relating to the creation or repair, this is not required for display boards.
 - If appropriate, operating instructions.
24. Additionally, exhibitors may create an optional video (not required) about their project showing its operation and the work they have done. This allows judges to get a better understanding of the exhibit and allows the youth the opportunity to fully demonstrate their exhibit. The video should be no longer than 8 minutes and should be placed on a USB drive or micro/SD card or, if desired, upload as to YouTube as an unlisted video and a link to that video included in a file titled "Video Link" or printed on a separate sheet of paper. These videos may also be considered for inclusion in a running video loop in the Engineering & Technology area at the state fair after review by judges, superintendent(s), and extension staff. Adult guardians must complete the video release included with the exhibit form.
25. Champion and reserve grand champion ribbons will be awarded for each class if the judge considers the exhibit worthy.

CLASS

- | | |
|------|--|
| 5550 | Welding display board: 3' x 3' display board with different pieces of metal attached illustrating different types of welds (label each weld). |
| 5551 | Welding ag repair: Repair of ag equipment with welding |
| 5552 | Welding ag fabrication: Creation of new ag equipment with welding |
| 5553 | Welding general repair: Repair of non-ag equipment with welding |
| 5554 | Welding general fabrication: Creation of non-ag equipment with welding |
| 5555 | Welding artistic fabrication: Creation of artistic or interpretive pieces with welding |
| 5556 | Brazing repair |
| 5557 | Brazing fabrication |
| 5558 | Smithing display board: 3' X 3' display board with different pieces of forged metal attached illustrating different forms, each form being labeled |
| 5559 | Smithing: Design forged with at least one formed element (i.e., twists or spirals) |

4-H / FFA AGRONOMY

(CROPS)

1. Exhibits should be as mature as possible.
2. Every entry must be identified by hybrid or variety.
3. All classes calling for a gallon sample may have a 2 ½ - 3 inch diameter cylinder placed in a glass gallon container to reduce the amount of grain to three quarts.
4. If variety is NOT stated where requested OR samples not tied where requested, ribbon placing will drop one placing.

RULES ARE SUBJECT TO CHANGE WAITING ON STATE FAIRS FINAL RULES

5. Hay samples should be approximately 15"x12"x6". Maximum thickness of 6" and minimum of 5". Hay samples should be tied with a "T". Wrap the twine horizontally around the hay and tie, then wrap vertically and tie.
6. Class may be combined or divided by superintendent based on number of entries.
7. Champion and Reserve Champion ribbons will be awarded in each of the following divisions: Corn, Sorghum, Wheat, Sunflowers, Other Crops, Hay Crops, Soybeans, and Wheat Variety Plot.
8. Overall Grand Champion and Overall Reserve Grand Champion Rosettes may be awarded if the judge considers the exhibit worthy.

CORN

- 1399 Forage Corn (ten stalks)
- 1400 White (Ten Ears)
- 1401 Yellow (Ten Ears)
- 1402 Corn Sample (One Gallon Sample in Glass Container)

SORGHUM

- 1403 Hybrid Grain Sorghum (Ten Heads)
- 1404 Hybrid Forage Sorghum (Ten Stalks (no roots) Bundled)
- 1405 Other Forage Sorghum (Ten Stalks (no roots) Bundled)

WHEAT

- 1406 Soft Red Winter Wheat (One Gallon Sample in Glass Container)
- 1407 Hard Red Winter Wheat (One Gallon Sample in Glass Container)
- 1408 Hard White Winter Wheat (One Gallon Sample in Glass Container)

SUNFLOWERS

- 1409 Confectionary Heads (3 heads)
- 1410 Confectionary Seeds (One Gallon Sample in Glass Container)
- 1411 Oil Seed Heads (3 heads)
- 1412 Oil Seeds (One Gallon Sample in Glass Container)

OTHER CROPS

- 1413 Oats (One Gallon Sample in Glass Container)
- 1414 Barley (One Gallon Sample in Glass Container)
- 1415 Alfalfa (One Gallon Sample in Glass Container)
- 1416 Edible Field Bean (One Gallon Sample in Glass Container)
- 1417 Miscellaneous Crops (One Gallon Sample in Glass Container or 10 heads)
- 1418 Cotton (10 Open Bolls)

HAY CROPS

- 1419 Alfalfa Hay (Ten inch flake/slice, six inches thick, tied in two directions)
- 1420 Native Grass (Ten inch flake/slice, six inches thick, tied in two directions)
- 1421 Brome Grass (One Gallon Sample in Glass Container)
- 1422 Other Tame Grasses (One Gallon Sample in Glass Container)
- 1423 Cool Season Grass Hay (Ten inch flake/slice, six inches thick, tied in two directions)

SOYBEANS

- 1424 Soybeans (One Gallon Sample in Glass Container)
- 1425 Soybean Plants (Bundle of Five Plants)
- 1426 Corn Sample (One Gallon Sample in Glass Container)

WHEAT PLOT DISPLAY

1. Free-Standing display must not exceed overall dimensions of 36" wide x 36" high x 18" deep (measured on the outside)

RULES ARE SUBJECT TO CHANGE WAITING ON STATE FAIRS FINAL RULES

2. Care should be taken to select durable materials that will withstand fair conditions.
3. Display must not require the use of electricity.
4. One display will be selected to advance to the Kansas State Fair.

CLASS

1427 Wheat Variety Plot

OPEN CLASS AGRONOMY

(CROPS)

1. Exhibits should be as mature as possible.
2. Every entry must be identified by hybrid or variety.
3. All classes calling for a gallon sample may have a 2 ½ - 3 inch diameter cylinder placed in a glass gallon container to reduce the amount of grain to three quarts.
4. If variety is NOT stated where requested OR samples not tied where requested, ribbon placing will drop one placing.
5. Hay samples should be approximately 15"x12"x6". Maximum thickness of 6" and minimum of 5". Hay samples should be tied with a "T". Wrap the twine horizontally around the hay and tie, then wrap vertically and tie.
6. Class may be combined or divided by superintendent based on number of entries.
7. Youth and Adult entries will be judged separately. If there are three or fewer entries per class, the superintendents can combine them and judge Youth and Adults together.
8. This applies to each class within the division. Champion and Reserve Champion ribbons will be awarded in each division if the judge determines the exhibits deserving.
9. Top scoring entries are eligible to enter the Kansas State Fair Wheat Show. Individuals need to enter themselves on State Fair Entry Forms.

CORN

- 3397 Forage Corn (Ten Stalks)
3400 White (Ten Ears)
3401 Yellow (Ten Ears)
3402 Corn Sample (One Gallon Sample in Glass Container)

SORGHUM

- 3403 Hybrid Grain Sorghum (Ten Heads)
3404 Hybrid Forage Sorghum (Ten Stalks (no roots) Bundled)
3405 Other Forage Sorghum (Ten Stalks (no roots) Bundled)

WHEAT

- 3406 Soft Red Winter Wheat (One Gallon Sample in Glass Container)
3407 Hard Red Winter Wheat (One Gallon Sample in Glass Container)
3408 Hard White Winter Wheat (One Gallon Sample in Glass Container)

SUNFLOWERS

- 3409 Confectionary Heads (3 heads)
3410 Confectionary Seeds (One Gallon Sample in Glass Container)
3411 Oil Seed Heads (3 heads)
3412 Oil Seeds (One Gallon Sample in Glass Container)

OTHER CROPS

- 3413 Oats (One Gallon Sample in Glass Container)
3414 Barley (One Gallon Sample in Glass Container)

RULES ARE SUBJECT TO CHANGE WAITING ON STATE FAIRS FINAL RULES

- 3415 Alfalfa (One Gallon Sample in Glass Container)
- 3416 Edible Field Bean (One Gallon Sample in Glass Container)
- 3417 Miscellaneous Crops (One Gallon Sample in Glass Container or 10 heads)
- 3418 Cotton (10 Open Bolls)

HAY CROPS

- 3419 Alfalfa Hay (Ten inch flake/slice, six inches thick, tied in two directions)
- 3420 Native Grass (Ten inch flake/slice, six inches thick, tied in two directions)
- 3421 Brome Grass (One Gallon Sample in Glass Container)
- 3422 Other Tame Grasses (One Gallon Sample in Glass Container)
- 3423 Cool Season Grass Hay (Ten inch flake/slice, six inches thick, tied in two directions)

SOYBEANS

- 3424 Soybeans (One Gallon Sample in Glass Container)
- 3425 Soybean Plants (Bundle of Five Plants)
- 3426 Corn Sample (One Gallon Sample in Glass Container)

MARKET WHEAT SHOW

Entry deadline will be determined each year. **Please contact the Finney County Extension Office or any Finney County Elevator for deadline.**

1. Exhibits shall consist of 5 pounds of wheat in any container.
2. All wheat exhibits must be produced during the current year.
3. All wheat exhibits must be grown in Finney County.
4. All entries must be made by variety name or number.
5. All entries must be combine run. Hand picking and /or screening are not allowed.
6. A farm may have more than one entry, but only one entry per variety.
7. Top scoring entries will automatically be retained by the Finney County Fair and entered at the Kansas State Fair.
8. Two entry cards must be filled out. Points are taken away if it is not completely filled out.
First: Finney Co. Fair entry
Second: Crop data card

CLASS

- 3398 All Hard Red Winter Wheat
- 3399 All Hard White Winter Wheat

4-H/ FFA ASTRONOMY

(STEM ASTRONOMY)

1. The 4-H member must be currently enrolled in the 4-H - Astronomy project to exhibit in this division.
2. Each exhibitor may enter one exhibit per class.
3. Telescopes entered in this division may be built from a kit or by original design. Pre-finished telescopes, which require no construction are not acceptable exhibits.
4. Telescopes are limited to no more than six feet in length. They must be placed on a stationary stand that does not allow the telescope to roll and/or fall over. The stand cannot extend past two feet in length or width.
5. Each telescope exhibit must include a "4-H Astronomy Exhibit Information Form," which is available through the Extension office or at <http://astronomy.engtech4ks.com>. This form must be attached to the outside of a 10" x 13" manila envelope. Do not tie the envelope to the exhibit. You must also include construction plans and operatunt or at least 2 photographs for the telescope and place it inside the manila envelope up to 10 pages of pictures completion included.

RULES ARE SUBJECT TO CHANGE WAITING ON STATE FAIRS FINAL RULES

6. The telescope must be properly assembled and painted with a smooth and uniform finish.
7. Decals, if used, should be attached smooth and tight.
8. Telescopes designed by the exhibitor must be original, not a modification of an existing kit.
9. Champion and reserve champion ribbons will be awarded for each class if the judge considers the exhibits worthy.
10. Grand Champion and Reserve Grand Champion rosettes will be awarded for division if the judge considers the exhibits worthy.

CLASS

- 1125 Telescope: Kit
1126 Telescope: Original Design

OPEN CLASS ASTRONOMY EXHIBITS

1. Read General Rules
2. Open to adults and youth. Both will be judged separately.
3. Judging will be on quality of workmanship and usefulness of articles.
4. Entries will be made by individuals.
5. Articles in this department may be made in the classroom under the supervision of an instructor or may be home projects.
6. Exhibitors are limited to three articles in any class display.
7. All large exhibits will be displayed out of doors.
8. Exhibitors will be paid for 1st, 2nd and 3rd place only. This applies to each class within the division.

ASTRONOMY

1. Telescopes entered in this division may be a kit or original design. Beginner kit and pre-finished telescopes requiring no painting are not acceptable.
2. Telescopes should not be more than 2 feet long and must have a stand that is able to hold the telescope, but not be longer than the telescope.
3. The report that accompanies the exhibit must be limited to the "4-H Astronomy Exhibit Information Form" which is glued to the outside of a 10" x 13" manila envelope, plans (or a photocopy) for the telescope must be placed inside the envelope. One or more photographs of the telescope construction and operation are required. Photographs should be mounted on one side of an 8 ½" x 11" page. A short summary of when and where the telescope was used must also be in the envelope. For original design telescopes, describe in the summary how it was tested for accuracy.
4. The telescope must be properly assembled, uniformly painted, smoothly finished, and may have decals if they are applied smoothly.

CLASS

- 3084 Telescope, Youth
3085 Telescope, Adult

RULES ARE SUBJECT TO CHANGE WAITING ON STATE FAIRS FINAL RULES

BARN QUILTS

Requirements:

1. The Barn Quilt must be a 2' x 2' square. Display cannot be on point (diamond shaped), due to display limitations.
2. Needs to be prepared for hanging. Participant must supply hooks – one cup hook or “j” hooks two inches from the top edge of the quilt. Participant is responsible for using the correct size hooks according to weight.
3. Must be on 3/8” or 1/2” thick exterior durable material.

Recommendations:

1. Use MDO (medium density overlay) board or MDF (medium density fiber) board
2. Prime board with two coats of primer
3. Use latex enamel paint
4. Original designs are encouraged. If copied, credit should be given.

Rules:

1. Read General Rules.
2. Pre-entries of barn quilts are not required for participation in the Finney County Fair, but are highly encouraged.
3. Entries will be entered in either the youth or adult category. Youth ages include those under the age of 19. Adult ages include anyone 19 years of age and older.
4. Exhibitors are limited to 2 entries per class.
5. Entries need to be checked-in during the time allowed.
6. Entries must remain on display until Sunday when all other exhibits are released.
7. Barn quilts will be judged on appearance, creativity, and construction.
8. Cash will be presented to the top three places in the youth and adult divisions.

Adult:	1 st Place - \$25	2 nd Place - \$15	3 rd Place - \$10
Youth:	1 st Place - \$12	2 nd Place - \$8	3 rd Place - \$5

CLASS

3100	Barn Quilt (Youth)
3101	Barn Quilt (Adult)

4-H / FFA BEEF

1. Finney County Fair Board and West Plains Extension District will govern the final ruling if there is a conflict between the Special Rules, General Rules, or 4-H & FFA Rules. Exhibitors are expected to comply with all rules and the Finney County Fair and Kansas 4-H Codes of Conduct. Those failing to comply with the rules are subject to award cancellations and disqualification from future participation in the Finney County 4-H shows and/or exhibits. K.S.A 60-4001 provides that any participant in domestic animal activities assumes the inherent risks of when such participant engages in a domestic animal activity.
2. All entries must be made by the designated fair entry deadline. For entry deadlines and youth age divisions see General Fair Rules.
3. Animals are not eligible to be shown in both breeding and market classes.
4. An exhibitor may show a maximum of 4 market, 2 breeding beef, 1 current year bucket calf and 1 previous year bucket calf.

RULES ARE SUBJECT TO CHANGE WAITING ON STATE FAIRS FINAL RULES

5. Market Beef must be born on after JANUARY 1 of the previous year.
6. All market animals must be owned and tagged with a 4-H tag by May 1st. A 4-H Agent and a Livestock Superintendent must be present at tagging. Exceptions due to extenuating circumstances may be approved by a majority vote from the 4-H Superintendents, agents and livestock committee.
7. Ages for Breeding Beef Classes will be as follows:
 - a. Heifer Calf – born on or after Jan 1 of current year
 - b. Senior Heifer Calf – born Sept 1-Dec 31 of previous year
 - c. Summer Yearling Heifer – born May 1-Aug 31 of previous year
 - d. Junior Yearling Heifer – born Jan 1-Apr 30 of previous year
 - e. Senior Yearling / 2 Year Old Cow – born Sept. 1-Dec. 31, 2023
 - f. Cow-Calf Pair – calf must be latest natural calf and be born on or after Jan 1 of current year
8. All breeding animals must be owned and either tagged with a 4-H tag or have registration papers that match tattoo turned into the office by May 1st. A 4-H Agent and Livestock Superintendent must be present at tagging. Exceptions due to extenuating circumstances may be approved by a majority vote from the 4-H Superintendents, agents, and livestock committee.
9. **Miniature beef must be designated as “miniature” at the time of tagging.** Breeds that are recognized as miniature are: Hereford, Aberdeen-Lowline Angus, and Irish Dexter. Miniature beef will have its own classes in the Breeding and Market divisions.
10. The beef show will be a “blow and go” show. The use of paint, glue, adhesives, mousse, powder, and boning soaps will not be allowed. (Nothing stiff or sticky; you must be able to run a comb through the hair. Any product used must be water soluble.) Animals may be checked before entering the ring and violators will be disqualified. No hair coloring will be allowed in grooming of beef exhibits. Any attempt to alter animal color or breed characteristics, including the addition of hair or added material, natural or man-made (excluding false tail switches), is prohibited. Animals will be subject to inspection and may be hand-wiped at any time by the Beef Superintendents and/or the agents.
11. Market Beef classes will be shown by weight and split into three divisions (light, medium and heavy) divisions and classes will be created by the Fair Entry System and can only be changed with the consensus of the 4-H Agent, FFA Advisor and Beef Superintendent. There will be a minimum of 3 animals to a division/class. If divisions/classes don’t meet the 3 animal minimum they will be combined with the closest weight division.
12. Breeding classes will be split by age. There will be a minimum of 3 animals to a division/class. If divisions/classes don’t meet the 3 animal minimum they will be combined with the closest age division.
13. Stalls will be assigned and assignments will be available morning of check in. Beef will be allowed to use wood chips for beef bedding.
14. Space for livestock blocking chutes will be designated and assigned by clubs. No beef blocking chutes will be allowed in the West Pavilion or in the Show Arena. Calf blocking chutes are

RULES ARE SUBJECT TO CHANGE WAITING ON STATE FAIRS FINAL RULES

permitted in the West Pavilion on the day of the show, if bucket calves are be stalled in the West Pavilion.

BUCKET CALVES

1. All bucket calves need to be tagged by July 1st
2. The bucket calf class is for youth ages 7-13 (Juniors and Intermediates). Prior year bucket calves may be shown by youth up to age 14.
3. Previous year bucket calves must have been shown by the exhibitor as bucket calves the previous year and be weighed and tagged by the exhibitor with approved 4-H ear tags by May 1st.
4. Bucket Calves are not to show in the Breeding nor Market classes and do not qualify for the Premium Auction or Carcass Show.
5. A previous year bucket calf can be shown in the Market or Breeding Classes. If shown in the Market Class, it may sell at the premium auction, but only one beef animal can sell total. Previous year bucket calf must weigh at least 1,000 pounds for market animal to be in the Premium Auction or Carcass Contests.
6. Each youth will have a 15-minute consultation judging each bucket calf. All judging times will be pre-scheduled. Judging includes youth's knowledge of the animal and 4-H project as indicated through an interview.
7. Premium will be paid on combined ribbon placing of consultation and confirmation scores.

CLASS

- | | |
|------|--|
| 1200 | Current year bucket calf (born on or after Jan. 1 of current year) |
| 1201 | Previous year bucket calf (shown last year as a bucket calf) |

BREEDING CATTLE

1. Breeding Beef: All Breeding Beef are to be females (Heifers/Cows) only. No males (Bulls).
2. Cows, shown as Cow-Calf Pairs, must have been previously exhibited as a 4-H project by the exhibitor. Both cow and calf must be shown on halter and be halter broke. All pairs must be tied in stalls. Cows cannot be over 5 years of age.

CLASS

- | | |
|------|---|
| 1202 | Miniature Breeding Heifer |
| 1203 | Heifer Calf (born after Jan. 1, current year) |
| 1204 | Senior Heifer Calf (born Sept.1 – Dec.31, previous year) |
| 1205 | Summer Yearling Heifer (born May 1- August 31, previous year) |
| 1206 | Junior Yearling Heifer (born Jan. 1 – April 30, previous year) |
| 1207 | Sr. Yearling/ 2yr. old Cow (born Sept. 1-Dec. 31, 2023) |
| 1208 | Cow Calf Pairs calf must be latest natural calf and be born on or after Jan 1 of current year |

MARKET BEEF

1. Males (steers) and females (heifers) are allowed to show in the market beef show.
2. Any animal exhibiting cryptorchid characteristics (testicle and/or castration scar tissue) will be disqualified.
3. Weight: The minimum weight to show market beef is 900 pounds. No minimum weight for miniatures.

RULES ARE SUBJECT TO CHANGE WAITING ON STATE FAIRS FINAL RULES

4. The minimum weight to sell a market beef at the Premium Auction is 1,000 pounds for all breeds except those designated as miniature. The miniature minimum weight is 500 pounds.
5. The minimum weight to participate in the Carcass Show is 1,000 pounds. No minimum weight for minatures to participate in the carcass show.
6. Grand Champion and Reserve Grand Champion Market Heifer, Market Steer and Previous year bucket calf will compete for overall Grand Champion and Reserve Grand Champion. Overall Grand Champion will receive an award and have the opportunity to exhibit at the Tri-State Fair.

CLASS

1209	Miniature Market Heifer
1210	Miniature Market Steer
1211	Market Heifer
1212	Market Steer

SHOWMANSHIP - BEEF

1. All beef cattle exhibitors are encouraged to participate in showmanship.
2. The animal used in Showmanship classes must be exhibited in a conformation 4-H/FFA division class, owned and shown by the showmanship exhibitor. If exhibitor is enrolled in the 4-H/FFA project and has no animal entered in the 4-H/FFA division, but does have an animal entered in the Open Class division the Open Class animal may be used.
3. Show order is Senior, Intermediate and Junior.
4. The top two in each class will go on to compete in Supreme Showman.

CLASS

1213	Beef Showmanship, Junior (7-9)
1214	Beef Showmanship, Intermediate (10-13)
1215	Beef Showmanship, Senior (14-18)

OPEN CLASS BEEF

1. Read General Rules.
2. Read General Livestock Rules.
3. Animals are not eligible to be shown in both breeding and market classes.
4. Beef will be bedded on sand. No wood chips or straw will be allowed for beef bedding.
5. Beef will be displayed in the assigned destination between 8:00am and 10:00pm. A Beef tie-out area may be designated by superintendents and information will be posted.
6. Space for livestock blocking chutes will be designated by beef superintendents. Space for beef blocking chutes will be assigned by clubs, by the designated livestock superintendents. No beef blocking chutes will be allowed in the West Pavilion or in the Show Arena.
7. **Individuals may exhibit 2 market steers, 2 market heifers, 2 breeding heifers or cows, 1 current year bucket calf and 1 previous year bucket calf.**
8. **The beef show will be a "blow and go" show. The use of paint, glue, adhesives, mousse, powder, and boning soaps will not be allowed. (Nothing stiff or sticky; must be able to run a comb through the hair. Any product used must be water soluble). Animals may be checked before**

RULES ARE SUBJECT TO CHANGE WAITING ON STATE FAIRS FINAL RULES

entering the ring and violators will be disqualified. No hair coloring will be allowed in grooming of beef exhibits. Any attempt to alter animal color or breed characteristics including the addition of hair or added material, natural or man-made (excluding false tail switches) is prohibited. Animals will be subject to inspection and hand wiped by the Beef Superintendents and/or agents at any time.

9. Exhibitors will be paid for 1st, 2nd and 3rd place only. This applies to each class within the division. Grand Champion and Reserve Grand Champion ribbons will be awarded in Bucket Calf, Bull, Heifer, and Market Beef divisions if the judge considers the exhibits worthy.

BUCKET CALVES

1. This class is for youth twelve years of age or younger.
2. The calf must be owned by the exhibitor.
3. First year bucket calves must be born on or after Jan. 1 of the current year and fed on a bottle or bucket for at least 30 days. Previous year bucket calves must be born on or after Jan. 1 of the previous year.
4. The calf must have been fed on a bucket or bottle for at least 30 days.
5. Judging of bucket calves is done primarily on the youth's knowledge of the animal.

CLASS

- 3200 Current year bucket calf (born on or after Jan. 1 of current year)
3201 Previous Year bucket calf

BREEDING BEEF

1. Open class breeding beef will be shown by breed; age of animal will determine class.

CLASS

- 3202 Bull Calf (born after Jan. 1, current year)
3203 Senior Bull Calf (born Sept. 1- Dec. 31, previous year)
3204 Summer Yearling Bull (born May 1 – Aug. 31, previous year)
3205 Jr. Yearling Bull (born Jan.1 – Apr. 30, previous year)
3206 Sr. Yearling and 2 yr. old bull (born prior to Jan. 1 previous year)
3207 Heifer Calf (born after Jan. 1, current year)
3208 Sr. Heifer Calf (born Sept.1 – Dec.31, previous year)
3209 Summer Yearling Heifer (born May 1 – Aug. 31, previous year)
3210 Jr. Yearling Heifer (born Jan.1 – Apr. 30, previous year)
3211 Sr. Yearling / 2 yr. Old Cow (born prior to Jan. , previous year)

COW CALF PAIRS

1. Calf must be latest natural calf and born since January 1 of current year.
2. Both cow and calf must be shown on halter and be halter broke.
3. All pairs must be tied in stalls.
4. Cow cannot be over 5 years of age.
5. Any breed or cross breed.

CLASS

- 3212 Cow Calf Pairs

RULES ARE SUBJECT TO CHANGE WAITING ON STATE FAIRS FINAL RULES

MARKET BEEF

1. If questions of ages of beef arise, animals may be mouthed by a qualified veterinarian. Condition: permanent teeth may be up, but must not be in wear.
2. The beef show will be a blow and go show. The use of paint, glue, adhesives, mousse, powder, and boning soaps will not be allowed. (Nothing stiff or sticky; must be able to run a comb through the hair. Any product used must be water soluble). Animals may be checked before entering the ring and violators will be disqualified. No hair coloring will be allowed in grooming of beef exhibits. Any attempt to alter animal color or breed characteristics including the addition of hair or added material, natural or man-made (excluding false tail switches) is prohibited. All beef exhibits will be subject to inspection and hand wiped by the Beef Superintendents and/or agents at any time.
3. Market Heifers will have their own class, but will show for Overall Market Beef Grand champion and Reserve grand champion.
4. Miniature animals will ONLY show for Grand Champion and Reserve Grand Champion Miniature Market Beef.
5. Miniature Market Heifers will have their own class, but will show for overall Miniature Market Beef Grand Champion and Reserve Grand Champion.

CLASS

3213	Market Steer
3214	Market Heifer
3215	Miniature Market Steer
3216	Miniature Market Heifer

4-H /FFA BUILDING BLOCK ENGINEERING

(STEM ARCHITURE BLOCKS)

1. 4-H members must be currently enrolled in the 4-H– Building Block Engineering project to exhibit in this division.
2. Each exhibitor may enter one exhibit. Exhibits must have been constructed during the current 4-H year.
3. Total exhibit dimensions may not exceed 2 feet high, by 2 feet wide, by 2 feet deep.
4. The minimum exhibit dimensions must be at least 6 inches wide and deep.
5. All exhibits should be placed in a sturdy see through enclosure with a top, bottom, and 4 sides. A clear tub turned upside down with the exhibit placed on the lid would be an acceptable enclosure. It may be desirable to place a cutting board or other hard surface between the lid and base plate of the exhibit to make it more sturdy. This is to keep exhibit components from being “scattered to parts unknown” at the fair. The outer dimensions of the enclosure do not count towards the total exhibit dimensions but should not be excessive. The entire exhibit should fit in the display enclosure so the enclosure does not smash into the exhibit during movement.
6. All components used in construction should be dust and hair free, clean, free of chips, scuffs, cracks or broken blocks.
7. Gaps or cracks should not be visible between assembled blocks unless they fit with the story, for example an earthquake.
8. The primary building component should be interlocking blocks, commonly referred to by the brand name of Lego®.
9. Other components can be integrated into dioramas to illustrate architectural aspects that may be difficult to convey with traditional interlocking blocks, for example marbles for small round objects.
10. Other components can be integrated into dioramas to illustrate architectural aspects that may be difficult to convey with traditional interlocking blocks, for example marbles for small round objects.
11. The use of existing “store bought” sets for major elements of the display is not allowed for Classes 5710 - 5712, use of figurines from sets is allowed as is using individual bricks or small sub-assemblies to create something different than the set it came from. For example, a car hood or front end from a car kit could

RULES ARE SUBJECT TO CHANGE WAITING ON STATE FAIRS FINAL RULES

be used in a “car museum” just not the entire car. The intent of this is to ensure fairness among exhibitors and encourage maximum creativity instead of just following a set of plans.

12. Sets may only be used for Classes 5713 - 5715: Kits but is not eligible for Kansas State Fair.
13. Dioramas should be suitably complex and have multiple elements, for example, a camp site that has a log cabin, a tree fort, and a car.
14. All dioramas should have a story, which is part of the information pack, that describes what is happening in the diorama; this can be as simple (the nursery rhyme “Jack and Jill” for example) or complex as needed to explain to someone looking at the exhibit what is happening.
15. Vehicles that are intended to stay in a single place should be affixed to base plates with sticky tack, hot glue, or other method.
16. Mechanical enhancements or motion elements that add motion to the diorama are acceptable and encouraged. For example, marry-go-rounds, doors, elevators, gears, marbles going down a channel, flapping wings, animatronics, etc. If included judges should be able to use them and instructions should be provided for operation either in the story or on a separate page.
17. Artistic designs, for example recreating paintings like the “Mona Lisa” or “Starry Nights” and structures like “David” are not permitted as exhibits and one ribbon placing should be deducted. These exhibits should be displayed in Visual Arts.
18. The exhibitor’s name(s), club, and district must be tagged or labeled in a prominent location on the display, additionally the display case should have the exhibitor’s information attached to it as well, as the top part of the case may be separated from the display.
19. Each exhibitor is required to complete the “4-H Building Block Engineering Exhibit Information Form” which is available through the Extension office or at <http://blocks.engtech4ks.com> . This form must be attached to the outside of a 10” x 13” manila envelope. Do not tie the envelope to the exhibit. All revisions of forms previously released for the division dated prior to current year are void for use.
20. Each exhibit information packet should include the following items:
 - 1 to 5 pages of photos showing work on the exhibit, preferably from a beginning state to final or completed state, final pictures help in determining where a part might go in case something comes loose.
 - If appropriate, operating instructions for mechanical portions of the diorama.
21. Exhibits will be judged with consultation judging.
22. Champion and reserve champion ribbons will be awarded for each class if the judge considers the exhibits worthy.
23. Grand Champion and Reserve Grand Champion rosettes will be awarded for division if the judge considers the exhibits worthy.

CLASS

- | | |
|------|--|
| 5710 | Junior Block Construction (4-H ages 7-9 years old): Basic interlocking block diorama built from scratch |
| 5711 | Intermediate Block Construction (4-H ages 10-13 year old): Intermediate interlocking block diorama built from scratch. |
| 5712 | Senior Block Construction (4-H ages 14 years old +): Advanced interlocking block diorama built from scratch. |
| 5713 | Junior Block Kit (4-H ages 7-9 years old): Basic interlocking block diorama built from a kit. |
| 5714 | Intermediate Block Kit (4-H ages 10-13 years old): Intermediate interlocking block diorama built from a kit. |
| 5715 | Senior Block Kit (4-H ages 14 year old +): Advanced interlocking block diorama built from a kit. |

4-H / FFA CARCASS SHOW

1. All animals in the carcass show will be identified to the packer/inspector and carcass judges by a list with Kansas EID tag number only. Exhibitor name and live animal placing will not be accessible to the packer/inspector or carcass judges. The Carcass Show

RULES ARE SUBJECT TO CHANGE WAITING ON STATE FAIRS FINAL RULES

Superintendent will add the names and live placings on the final carcass show printout after the carcass placings are made.

2. Only blue ribbon market lambs, market hogs, and meat goats are selected if there is a carcass show for the specie. Due to packing plant limitations, specie superintendents and specie judges will select accordingly, to selection guidelines.
3. Carcass data will be collected on all exhibited eligible animals, and placings will be awarded.
4. Heifers will be judged against steers in the carcass show.
5. Payment for beef will be based on the grid.
6. Beef carcasses outside the normal ranges for weight (550 - 950 lb.), maturity (A or B), marbling (slight or higher), or any other abnormalities, will be subject to the normal price discounts paid by the packer for those carcasses.
7. Live sheep weight for selection for carcass show should be a minimum of 89 pounds. There must be a minimum of 3 sheep pre-sold in order to have a sheep carcass show.
8. Live meat goat weight for selection for carcass show should be a minimum of 75 pounds. There must be a minimum of 3 goats pre-sold in order to have a goat carcass show.
9. Live swine weight for selection for carcass show should be a minimum of 230 pounds and a maximum of 300 pounds. There must be a minimum of 3 swine pre-sold in order to have a swine carcass show.
10. Animals selected for carcass show will be announced by the superintendents.
11. Grand Champion and Reserve Grand Champion rosettes will be awarded for each species if the judge considers the exhibits worthy.

CLASS

1225	Beef Carcass
1226	Miniature Beef Carcass
1227	Goat Carcass
1228	Sheep Carcass
1229	Swine Carcass

4-H CLOVERBUDS

1. Read General Rules.
2. Open to youth enrolled in 4-H Cloverbuds.
3. Each exhibitor may enter 2 exhibits per class and must be done in FairEntry.
4. Clothing: Must adhere to rules and specifications from the 4-H/FFA Visual Arts Department
5. Food Display: Should contain 3 cookies on a paper plate inside of a plastic bag, or ½ cup of snack mix in a plastic bag.
6. The notebook may contain photos, hand drawings, and stories about what has been learned in the 4-H Cloverbud project.
7. Photography: Must adhere to mounting and display specifications from the 4-H Photography Department.

CLASS

1000	Arts & Crafts Item
1001	Clothing
1002	Food Display
1003	Notebook
1004	Photography

RULES ARE SUBJECT TO CHANGE WAITING ON STATE FAIRS FINAL RULES

CLOVERBUD COLLECTION ENTOMOLOGY

1. Display in one or two shoe boxes, pencil boxes, cake pan with a clear lid, or one standard display box a minimum of 5 and a maximum of 10 species representing at least 4 orders.
2. The boxes should be covered with a piece of plastic wrap, plexiglass, or other protective covering taped to the top of the box or attached in some manner.
3. Follow the general guidelines listed for collections.
4. Members may exhibit in this class a maximum of 2 years while they are Cloverbuds.
5. There is no State Fair class for this level.

CLASS

1005 Cloverbud Collection

4-H COMMUNICATIONS

1. The demonstration and illustrated talk contest will be held prior to the fair. The maximum time limit is 15 minutes. There is no minimum time. The presentation should be of sufficient length to cover the topic adequately.
2. Demonstrations or talks may be individual or team presentations. Digital presentations are accepted but must be noted on entry.
3. Division Definitions:
 - Project Talk: tells about something
 - Illustrated Talk: tells how to do something
 - Demonstration: shows how to do something
4. Demonstrations and illustrated talks will be judged on:
 - Introduction - 10%
 - Presentation - 30%
 - Visuals and/or equipment - 10%
 - Appearance - 10%
 - Subject matter - 30%
 - Summary - 10%
5. Champion and Reserve Champion ribbons will be awarded to each age division.
6. Overall Grand Champion and Reserve Grand Champion rosettes will be awarded if the judge considers demonstrations worthy.

CLASS

1006 Communications, Junior

1007 Communications, Intermediate

1008 Communications, Senior

4-H / FFA COMPUTERS

(STEM COMPUTERS SCIENCE)

1. Any item which IS NOT a notebook, display board, or poster displayed in this class is considered a "computer system" exhibit and MUST follow the rules set forth below.
2. The actual construction of computer hardware (i.e., building a computer, electronic devices with a motherboard-based manipulation) will remain in the Energy Management division.
3. 4-H members must be currently enrolled in the 4-H/ FFA Computer Science project to exhibit in this division.
4. Each exhibitor may enter one exhibit per class. Exhibits must have been completed during the current 4-H year.
5. Exhibitor's name, county or district, 4-H age, and years(s) in project must be tagged or labeled in a prominent location on the exhibit, educational display, notebook, and/or poster.
6. See the last section for full details about exhibiting posters, display boards and notebooks.
7. If a safety violation is noted by the judges, superintendent, or other staff, the exhibitor's exhibit, at the judges' discretion, will receive a participation ribbon.

RULES ARE SUBJECT TO CHANGE WAITING ON STATE FAIRS FINAL RULES

8. All exhibits must be:
 - a. Self-contained on a USB drive (thumb drive, flash drive, jump drive, or other any other name for a small USB storage device; the rules will use “USB drive”). This means that a judge can plug in the USB drive into a computer and run the exhibit as described below.
 - b. OR System -On-A-Chip (SOC) (such as Raspberry Pi) or a MicroController (such as an Arduino or Ozobot) AND is a compact (less than 8”X 8”X 8”) system, which can be programmed AND requires minimal assembly to operate (e.g. connecting power, display, and keyboard/mouse cables). Referred to as a “chip system” through the rest of the rules.
9. Physical computers such as tablets, smart phones, laptops, or personal computers (PCs) will not be accepted as an exhibit.
10. “Chip systems” may use/include GPIO bread boards or HATs (Hardware Attached on Top) the size of which is not included in the size of the chip system however the total size of the chip system and GPIO devices may not exceed 24”X24”X24” including any protective enclosures.
11. Any attached GPIO devices are not judged for electrical construction or quality as this division is focused on the operational aspects of the system (the code). Some of these systems, with automation, can also be classified as a Robot, and the exhibitor must decide which division to exhibit in as the exhibit may not be entered in both divisions.
12. For chip systems, all electric components of the system must be adequately covered or concealed with a protective enclosure. Paper is NOT considered an adequate enclosure or covering for the electrical components.
13. All revisions of all forms previously released for the STEM division either undated or dated prior to current year are void for use and new forms must be obtained and used that are dated by the Kansas State 4-H Office for the current year. Use of old forms should result in the loss of one ribbon placing for exhibits.
14. For all computer system entries, the following items are required as part of an exhibit packet:
 - a. A manila envelope with the Computer Exhibit Form, which is available through your local K-State Research and Extension office or at <http://computers.engtech4ks.com/>. This form must be attached to the outside of a 10” x 13” manila envelope. Do not tie the envelope to the exhibit.
 - b. A USB drive labeled with the 4-Hers name, county/district, and club; in a way that does not prevent it from being plugged into a computer.
 - c. For exhibits that are entered only on USB drives, one graphic should be uploaded to emailed to pmaddy@ksu.edu with the exhibitor number and exhibit number by August 23rd. It should show the completed project (such as a screen shot/capture, slide, or similar). This image will be part of a digital display at the State Fair. The only thing to be picked up at the end of the state fair will be the exhibit card. The rest of the exhibit materials will be returned to the county/district offices in their “county packs.” For county fairs it is recommended to display the manila envelope.
 - d. Instructions to run any part of the exhibit on the USB drive. (There should be at least two (2) items in your manila envelope: USB drive, and instructions).
15. Each exhibit must be accompanied by a “4-H Engineer’s Journal.” The engineer’s journal should be typed. It can either be included electronically on the USB drive (preferred) or printed and placed in the manila envelope.
 - a. The “4-H Engineer’s Journal” should start with a dated entry describing what the 4-H member is trying to accomplish/build.

RULES ARE SUBJECT TO CHANGE WAITING ON STATE FAIRS FINAL RULES

- b. The “4-H Engineer’s Journal” should conclude with a dated entry describing what the 4-H member achieved in creating. (The start and end many times will be different. The judges are interested in the journey).
 - c. Additional entries in the “4-H Engineer’s Journal” should be made as progress occur describing successes and failures; as well as the steps done and any sources of information including links used.
 - d. Pictures can also be included in the “4-H Engineer’s Journal” but should not be more than 25% of the entries. e. The “4-H Engineer’s Journal” should contain at least one graphic.
 - f. The “4-H Engineer’s Journal” must be at least 3 pages in length.
 - g. An example of a “4-H Engineer’s Journal” can be found at <http://computers.engtech4ks.com/>.
 - h. The “4-H Engineer’s Journal” will comprise 5025% of the overall exhibit score. Failure to include a “4-H Engineer’s Journal” will result in the exhibit being disqualified.
- 16. If the exhibit is a program, application, app, web site, or requires any coding, the source code must be included on the USB drive. Failure to include a copy of the “source code” may result in up to one ribbon place deduction.
- 17. Flow diagrams or decision trees showing the logical flow of code must be included on the USB drive for all coded exhibits. PowerPoints presentations, for example, would not require a decision tree or flow diagram.
- 18. Since there is no conference judging at the Kansas State Fair, a set of instructions must be provided to run the computer system /application. These instructions should be printed off and included in the exhibit package and a copy should be included on the USB drive.
 - a. FOR COUNTY FAIRS it is recommended that 4-Hers bring a computer that will run their project to the fair for judging as judges typically do not bring computers with them. Operating instructions are still required.
 - b. Instructions should be written as though you were helping a less techy person, (like a grandparent), operate your exhibit, similar to what is described in rule 19 below. An example of instructions can be found at <http://computers.engtech4ks.com/>.
- 19. Each exhibit MUST include a video of the youth following their instructions for operation. For presentations, such as PowerPoint, this should include delivering the presentation. This allows judges to get a better understanding of the exhibit and allows the youth the opportunity to fully demonstrate their exhibit. The video should be no longer than 8 minutes and should be placed on the USB drive or, if desired, uploaded as to YouTube as an unlisted video and a link to that video included in a file titled “VideoLink.” These videos may also be considered for inclusion in a running video loop in the STEM area at the state fair after review by judges, superintendent(s), and extension staff. Adult guardians must complete the video release included with the exhibit form. If the release is not completed the video will not be included in the video loop on display in the STEM area at the Kansas State Fair.
- 20. Each exhibit must accomplish a specific automated task using a computer, a chip system, URL, or virtual machine (VM).
- 21. Kanas State Fair Judge(s) in the computer system division will have a physical computer with the following minimum configuration to test exhibits with and view files:
 - a. Microsoft Windows® 10 or Windows® 11
 - b. Microsoft Office® 365 (Excel, Power Point, & Word)
 - c. Microsoft Visual Studio®
 - d. Microsoft Edge Browser®

RULES ARE SUBJECT TO CHANGE WAITING ON STATE FAIRS FINAL RULES

- e. Mozilla Firefox® Browser
 - f. Google Chrome® Browser
 - g. Adobe Acrobat Reader®
 - h. Apache OpenOffice®
 - i. VMware Player Windows 64bit
 - j. Scratch Desktop editor (offline version)
22. The STEM judges will have internet access at the Kansas State Fair. Internet based content may be included in exhibits. Exhibitors should take great care and only go on-line with their guardian's permission. User names and passwords should not be included in exhibits. If they are required to view the content, a temporary user account and password should be created for judging at the Kansas State Fair, once judging is complete the user name and password should be disabled on the account. If a separate user account is not possible, the content should be included as part of the video. **YOU SHOULD NOT SHARE YOUR USER NAME OR PASSWORD WITH OTHERS.**
23. All licensing should be adhered to for any software used in the exhibit. Failure to do so will result in a reduction of one ribbon placing and may not be considered for best of show.
24. The creation of viruses, malware, malicious applications or code, defamatory language or graphics, bullying, or any material that is "mean," "dangerous," or harmful according to the judge's opinion will result in the exhibit being disqualified.
25. Pictures or still graphics created are not eligible for entry as a project in this division and should be entered in the appropriate photography division.
26. Judging will be based on a score sheet which can be found at <http://computers.engtech4ks.com/>. There are four (4) areas each exhibit will be judged on. They are:
- a. 4-H Engineers Journal (what I learned to make it work), 25% overall score
 - b. Instructions (how I help others make it work), 25% overall score
 - c. Functionality (does it work), 25% overall score
 - d. Diagrams (and code if applicable) (how I think it works), 25% overall score
27. Computer exhibits may be checked out for use in a Kansas State Fair 4-H demonstration or 4-H illustrated talk with prior permission. For permission, check with the superintendent or the information desk in 4-H Centennial Hall. The exhibit must be returned to display immediately after the demonstration/illustrated talk, or the exhibit will be disqualified. Exhibitors and/or their designees may not remove exhibits from 4-H Centennial Hall prior to the exhibit release time on Sunday evening without the express consent of State 4-H staff, any exhibit removed before release time will be disqualified.

CLASS

- 1890 Computer program, application, app, script, or coded system that is new and unique (not merely a file run in a program, such as a 'word document' or a picture drawn in 'Microsoft Paint').
- 1891 Computer presentation (power point, web page/site, animated graphics such as gifs, etc.)
- 1892 Single computer system (web server, database server, etc.) represented as a virtual machine.
- 1893 Networked system consisting of two or more virtual machines.
- 1894 Chip system - a small (8"X8"X8") programmed physical device that accomplishes a specific task.

4-H / FFA DAIRY MARKET BEEF

- 1. Read General Rules.
- 2. Read General Livestock Rules.

RULES ARE SUBJECT TO CHANGE WAITING ON STATE FAIRS FINAL RULES

3. Market Dairy Beef must be purebred, crossbred or combination of both but must be 100% dairy blood. Animal must not exhibit any signs of crossbreeding with any beef breed. Dairy Beef may be a steer or a heifer.
4. Market Dairy Steer must be castrated.
5. All Market Dairy Beef must be properly dehorned. No scurs over 1" long are allowed and must be healed.
6. Steers must be judged on meat value and meat yielding qualities.
7. The classification for judging Market Dairy Beef will be based upon weights. All Market Dairy Beef will be shown by weight classes.
8. All Market Dairy Beef must have been weighed and identified in the exhibitor's name with approved 4-H ear tags and tattoos on county weigh-in/tag date. All steers and heifers must be born after Jan. 1 of previous year.
9. Premium Auction minimum weight is 950 pounds. Animals may show at any weight.
10. Only first and second place winners in the weight classes are eligible to compete for Grand and Reserve Grand champion.
11. It is recommended that 4-H members use a show stick and show halter with a chain during judging, and show like a beef animal and not like showing dairy.
12. Dairy Beef Showmanship will be held in connection with the Beef Showmanship.

CLASS

- 1250 Dairy Market Steer
1251 Dairy Market Heifer

4-H / FFA DAIRY CATTLE & GOATS

1. Read General Rules.
1. Read General Livestock Rules.
2. Dairy cattle will be shown by breeds. The age of the animal will determine class.
3. Breed will be declared when entered in FairEntry.
4. Exhibitors are requested to be neatly and appropriately dressed (in white) when showing animals.
5. All sexually intact does must be identified with an official USDA Premise Identification tag or an official tattoo.
6. All Dairy Goats shown in this department are to be dehorned.
7. Dairy Goats are to be shown with chain, collar or halter.
8. All Dairy Goats are to be females. No males.
- 9. Youth in 4-H Division may exhibit 2 dairy cattle and 2 dairy goats.**
10. Grand Champion and Reserve Grand Champion rosettes will be awarded in each division if the judge considers the exhibits worthy.

DAIRY CATTLE CLASS

- 1252 Calves (born after August 1, previous year)
1253 Yearling (born Sept. 1, previous year - Sept 1, 2 years previous)
1254 Heifers or Cows (born before August 1, 2 years previous)

DAIRY CATTLE SHOWMANSHIP

1. All dairy exhibitors are encouraged to participate in the Fitting and Showing classes. The animals used in this class must have been exhibited in a youth division class. Entrant must exhibit his/her own animal in this class.
2. Grand Champion and Reserve Grand Champion rosettes will be awarded in each division if the judge determines the exhibits deserving.

RULES ARE SUBJECT TO CHANGE WAITING ON STATE FAIRS FINAL RULES

CLASS

- 1255 Dairy Cattle Showmanship, Junior
- 1256 Dairy Cattle Showmanship, Intermediate
- 1257 Dairy Cattle Showmanship, Senior

DAIRY GOATS CLASS

- 1258 Kid (born Jan.1 or later of current year)
- 1259 Yearling (1 to 2 years)
- 1260 Mature Doe (2 years or older)

DAIRY GOAT SHOWMANSHIP

1. All dairy exhibitors are encouraged to participate in the Fitting and Showing classes. The animals used in this class must have been exhibited in a youth division class. Entrant must exhibit his/her own animal in this class.
2. Grand Champion and Reserve Grand Champion rosettes will be awarded in each division if the judge determines the exhibits deserving.

CLASS

- 1261 Dairy Goat Showmanship, Junior
- 1262 Dairy Goat Showmanship, Intermediate
- 1263 Dairy Goat Showmanship, Senior

OPEN CLASS DAIRY CATTLE & GOATS

1. Read General Rules.
2. Read General Livestock Rules.
3. Dairy cattle will be shown by breeds. The age of the animal will determine class.
4. Breed will be declared when entered in FairEntry.
5. Exhibitors are requested to be neatly and appropriately dressed (in white) when showing animals.
6. All sexually intact does must be identified with an official USDA Premise Identification tag or an official tattoo.
7. All Dairy Goats shown in this department are to be dehorned.
8. Dairy Goats are to be shown with chain, collar or halter.
9. All Dairy Goats are to be females. No males.
- 10. Youth in 4-H Division may exhibit 2 dairy cattle and 2 dairy goats.**
11. Exhibitors will be paid for 1st, 2nd and 3rd place only. This applies to each class within the division. Grand Champion and Reserve Grand Champion ribbons will be awarded in each division if the judge considers the exhibits worthy.

DAIRY CATTLE

1. No aged dairy bull classes are offered because of safety and facilities.
2. Indicate on exhibit card the breed and class number.

CLASS

- 3250 Junior Bull Calf (born after Jan. 1, current year)
- 3251 Senior Bull Calf (born between Jan.1 and Jan.1 previous year)
- 3252 Two Year Old Bulls
- 3253 Junior Heifer Calf (born after Jan. 1, current year)
- 3254 Senior Heifer Calf (born July 1- Dec. 31, previous year)
- 3255 Junior Yearling Heifer (born Jan. 1 – June 30, previous year)
- 3256 Senior Yearling Heifer (born July 1 – Dec.31, two years previous)
- 3257 Two Year Old Cow or older

RULES ARE SUBJECT TO CHANGE WAITING ON STATE FAIRS FINAL RULES

DAIRY GOAT CLASS

- 3258 Kid (dropped Jan. 1 or later of the current year)
3259 Yearling (1 to 2 years)
3260 Mature Doe (2 years or older)

OPEN CLASS DUCT TAPE

1. Read General Rules
2. This division is open to any individual.
3. Each exhibitor may enter only one item per class.
4. Items may be made with any color duct tape.
5. Items must be created using at least 90% duct tape.
6. Grand Champion and Reserve Grand Champion ribbons will be awarded if the judge considers the exhibits worthy.
7. Entry Judging Criteria:
40% Workmanship, 30% Creativity, 20% Appearance, 10% Difficulty

CLASS

- 3105 Hat
3106 Purse
3107 Wallet
3108 Clothing
3109 Miscellaneous

4-H EDUCATIONAL DISPLAYS, NOTEBOOKS, POSTERS and BANNERS

1. Read General Rules.
2. Educational displays must be pre-entered by the specified date.
3. Each 4-H club can enter a banner and/or an educational display. Educational Displays, banners, notebooks and posters are not eligible for State Fair.

EDUCATIONAL DISPLAYS, NOTEBOOKS & POSTERS

1. This department is designed as an educational display for project accomplishments that are not easily displayed on other departments.
2. Exhibit may consist of notebooks, posters, or any display relating to self-project work.
3. If the exhibit is a display, maximum size is not to exceed a standard commercial 3' x 4' tri-fold display board. If the exhibit is a poster, it must not be larger than 22" x 28". Name and county/ district must be clearly marked on educational exhibits
4. Exhibit material should have been made or grown by the organization members in the current year or have been carried as a project activity.
5. 4-H exhibitors (individual or group) should avoid using copyrighted materials whenever possible by originating their own work. Copyrighted and/or trademarked materials utilized in banners for endorsement or promotion instead of educational purposes will be disqualified and will not be displayed.
6. Scoring Based on:
 - Educational value - 40%,
 - Quality of display materials - 20%,
 - Appearance - 20%,
 - Interest and originality - 20%
7. The Fair Board is not responsible for loss of items.

RULES ARE SUBJECT TO CHANGE WAITING ON STATE FAIRS FINAL RULES

8. Please be sure to enter your exhibit in the correct department. Please check those departments for rules and classes.
9. Champion and Reserve Champion ribbons will be awarded in each class if the judge considers the exhibits worthy.
10. Overall Grand Champion and Reserve Grand Champion rosettes will be awarded if the judge considers the exhibits worthy.

EDUCATIONAL DISPLAYS

- 1010 Group or Club Educational Display
- 1011 Individual Educational Display, Junior
- 1012 Individual Educational Display, Intermediate
- 1013 Individual Educational Display, Senior

EDUCATIONAL NOTEBOOKS

- 1014 Group or Club Educational Notebook
- 1015 Individual Educational Notebook, Junior
- 1016 Individual Educational Notebook, Intermediate
- 1017 Individual Educational Notebook, Senior

EDUCATIONAL POSTERS

- 1018 Group or Club Educational Poster
- 1019 Individual Educational Poster, Junior
- 1020 Individual Educational Poster, Intermediate
- 1021 Individual Educational Poster, Senior

BANNERS

1. Banners are a two-dimensional display, depicting one idea. Guidelines are listed below.
2. Each banner should illustrate a phase of 4-H work which is being practiced by 4-H'ers or promote 4-H generally.
3. Banners will be entered either as a club banner or individual banner. Club banners will be prepared by a 4-H Club. Individual banners will be prepared by individual youth.
4. Banners are to be no less than 12 and no more than 16 square feet, with a minimum of 3 feet on one side. Dimensions for banners entered by individuals are to be no less than 4 and no more than 8 square feet with a minimum of 2 feet on one side.
5. Banners must be hung on a rod strong enough to support the banner.
6. A label is to be attached on the back lower left hand (as you face it) corner of the banner giving the name of the club, county, and year. Names of 4-H'ers are optional. Waterproof ink prevents smearing and is recommended for the label.
7. 4-H exhibitors (individual or group) should avoid using copyrighted materials whenever possible by originating their own work. Copyrighted and/or trademarked materials utilized in banners for endorsement or promotion instead of educational purposes will be disqualified and will not be displayed.
8. Scoring based on:
 - Educational value - 40%,
 - Appearance - 20%,
 - Quality of display materials - 20%,
 - Interest and originality - 20%

CLASS

- 1022 Club Banner
- 1023 Individual Banner

RULES ARE SUBJECT TO CHANGE WAITING ON STATE FAIRS FINAL RULES

OPEN CLASS EDUCATIONAL DISPLAYS, **NOTEBOOKS & POSTERS**

1. Read General Rules.
2. Educational displays must be pre-entered by the specified date.

EDUCATIONAL DISPLAYS, NOTEBOOKS, AND POSTERS

1. This department is designed as an educational display for project accomplishments that are not easily displayed in other departments.
2. Exhibit may consist of notebooks, posters, or any display relating to self-project work.
3. If the exhibit is a display, maximum size is not to exceed a standard commercial 3' x 4' tri-fold display board. If the exhibit is a poster, it must not be larger than 22" x 28". Name and county/district must be clearly marked on educational exhibits.
4. Exhibitors (individual or group) should avoid using copyrighted materials whenever possible by originating their own work. Copyrighted and/or trademarked materials utilized in banners for endorsement or promotion instead of educational purposes will be disqualified and will not be displayed.
5. Exhibit material should have been made or grown by the organization members in the current year or have been carried as a project activity.
6. Scoring Based on:
 - Educational value - 40%,
 - Appearance - 20%,
 - Quality of display materials - 20%,
 - Interest and originality - 20%
7. The Fair Board is not responsible for loss of items.
8. Please be sure to enter your exhibit in the correct department. Please check those Departments for rules and classes. .
9. Exhibitors will be paid for 1st, 2nd and 3rd place only. This applies to each class within the division.
10. Grand Champion and Reserve Grand Champion rosettes will be awarded for Displays and for Banners if the judge considers the exhibits worthy.

CLASS

- | | |
|------|-----------------------------------|
| 3010 | Group or Club Educational Display |
| 3011 | Individual Educational Display |
| 3012 | Individual Educational Notebook |
| 3013 | Individual Educational Poster |

BANNERS

1. Banners are a two-dimensional display, depicting one idea. Guidelines are listed below.
2. Banners are to be no less than 12 and no more than 16 square feet, with a minimum of 3 feet on one side. Dimensions for banners entered by individuals are to be no less than 4 and no more than 8 square feet with a minimum of 2 feet on one side.
3. Banners must be hung on a rod strong enough to support the banner.
4. A label is to be attached on the back lower left hand corner of the banner giving the name of the club, county, and year. Group's individual names are optional. Waterproof ink prevents smearing and is recommended for label.
5. Scoring based on:
 - Educational value - 40%,
 - Appearance - 20%,
 - Quality of display materials - 20%,
 - Interest and originality - 20%
6. Exhibitors will be paid for 1st, 2nd and 3rd place only. This applies to each class within the division.
7. Grand Champion and Reserve Grand Champion rosettes will be awarded for Displays and for

RULES ARE SUBJECT TO CHANGE WAITING ON STATE FAIRS FINAL RULES

Banners if the judge considers, he exhibits worthy.

CLASS

- 3015 Group or Club Banner
3016 Individual Banner

4/H AG MECHSNICS, ASTRONOMY, BUILDING BLOCKS ENGINEERING, COMPUTERS, ROBOTICS, AEROCSPACE/ROCKETRY EDUCATIONAL EXHIBITS

1. Read General Rules.
2. Exhibits are to have a clear link to the areas of Ag Mechanics, Astronomy, Rocketry, or Robotics. Educational exhibits outside of these areas should be displayed in the other program areas. Just because an educational exhibit relates to the broad concept does not qualify it to be displayed in the Educational Exhibit area.
3. Exhibits in posters, notebooks and display boards must contain substantial supporting educational materials.
4. Educational display boards, posters and notebooks should be creative and showcase details about the knowledge learned in the project during the current 4-H year. Value is placed on youth who can demonstrate how their skills have increased while completing the project. Each exhibit will be judged on uniqueness, creativity, neatness, accuracy of material, knowledge gained, and content.
5. Follow copyright laws, citing all sources of information in a standard notation Sources of information must be cited on the front of your exhibit, including all posters and educational display boards.
6. Educational displays are not to exceed a standard commercial 3' x 4' tri-fold display board. No card table exhibits will be allowed.
7. "Construction Kits" that are part of educational displays must be contained in cases (tackle boxes, sealable containers, etc.) that may not be larger than 1' x 2' x 2' and must have a latch which securely keeps all components contained in the "Construction Kits". Other components are to adhere to appropriate dimensions as stated elsewhere.
8. Educational Project notebooks must be organized in a 3-ring binder.
9. Any three-dimensional poster or display board exhibits may not be thicker than 2 inches.
10. Engines and igniters for rockets ARE NOT permitted with the exhibit and constitute an immediate disqualification. This is for safety reasons and includes both spent and live engines.
11. Exhibitor's name, club, district, age, and year(s) in project must be tagged or labeled in a prominent location on the notebook, and/or "Construction Kit." For education displays and/or posters the exhibitor's name, club, district, age, and year(s) in project must be tagged or labeled on the back of the exhibit. Exhibit cards are not sufficient as they may be removed or repositioned for display. Failure to label an exhibit may result in one ribbon placing deduction.
12. Exhibits should possess the following qualities:
 - A central theme
 - What do you want others to learn?
 - Be designed and constructed in a manner benefitting the exhibit.
 - Be something you are interested in.
13. Champion and reserve champion ribbons will be awarded in each class if the judge considers the exhibits worthy.
14. Grand Champion and Reserve Grand Champion rosettes will be awarded for overall STEM Educational Exhibit if the judge considers the exhibits worthy.

EDUCATIONAL DISPLAY

CLASS

- 1122 Aerospace/Rocketry: Educational Display, Junior
1123 Aerospace/Rocketry: Educational Display, Intermediate
1124 Aerospace/Rocketry: Educational Display, Senior
1127 Ag Mechanics: Educational Display, Junior

RULES ARE SUBJECT TO CHANGE WAITING ON STATE FAIRS FINAL RULES

- 1128 Ag Mechanics: Educational Display, Intermediate
- 1129 Ag Mechanics: Educational Display, Senior
- 1130 Astronomy: Educational Display, Junior
- 1131 Astronomy: Educational Display, Intermediate
- 1132 Astronomy: Educational Display, Senior
- 1133 Building Block Engineering: Educational Display, Junior
- 1134 Building Block Engineering: Educational Display, Intermediate
- 1135 Building Block Engineering: Educational Display, Senior
- 1136 Computer: Educational Display, Junior
- 1137 Computer: Educational Display, Intermediate
- 1138 Computer: Educational Display, Senior
- 1139 Robotics: Educational Display, Junior
- 1140 Robotics: Educational Display, Intermediate
- 1141 Robotics: Educational Display, Senior
- 1142 Uncrewed Aerial System: Educational Display, Junior
- 1143 Uncrewed Aerial System: Educational Display, Intermediate
- 1144 Uncrewed Aerial System: Educational Display, Senior

EDUCATIONAL NOTEBOOK

CLASS

- 1145 Aerospace/Rocketry: Notebook, Junior
- 1146 Aerospace/Rocketry: Notebook, Intermediate
- 1147 Aerospace/Rocketry: Notebook, Senior
- 1148 Ag Mechanics: Notebook, Junior
- 1149 Ag Mechanics: Notebook, Intermediate
- 1150 Ag Mechanics: Notebook, Senior
- 1151 Astronomy: Notebook, Junior
- 1152 Astronomy: Notebook, Intermediate
- 1153 Astronomy: Notebook, Senior
- 1154 Building Block Engineering: Notebook, Junior
- 1155 Building Block Engineering: Notebook, Intermediate
- 1156 Building Block Engineering: Notebook, Senior
- 1157 Computer: Notebook, Junior
- 1158 Computer: Notebook, Intermediate
- 1159 Computer: Notebook, Senior
- 1160 Robotics: Notebook, Junior
- 1161 Robotics: Notebook, Intermediate
- 1162 Robotics: Notebook, Senior
- 1163 Uncrewed Aerial System: Notebook, Junior
- 1164 Uncrewed Aerial System: Notebook, Intermediate
- 1165 Uncrewed Aerial System: Notebook, Senior

EDUCATIONAL POSTER

CLASS

- 1166 Aerospace/Rocketry: Poster, Junior
- 1167 Aerospace/Rocketry: Poster, Intermediate
- 1168 Aerospace/Rocketry: Poster, Senior
- 1169 Ag Mechanics: Poster, Junior

RULES ARE SUBJECT TO CHANGE WAITING ON STATE FAIRS FINAL RULES

- 1170 Ag Mechanics: Poster, Intermediate
- 1171 Ag Mechanics: Poster, Senior
- 1172 Astronomy: Poster, Junior
- 1173 Astronomy: Poster, Intermediate
- 1174 Astronomy: Poster, Senior
- 1175 Building Block Engineering: Poster, Junior
- 1176 Building Block Engineering: Poster, Intermediate
- 1177 Building Block Engineering: Poster, Senior
- 1178 Computer: Poster, Junior
- 1179 Computer: Poster, Intermediate
- 1180 Computer: Poster, Senior
- 1181 Robotics: Poster, Junior
- 1182 Robotics: Poster, Intermediate
- 1183 Robotics: Poster, Senior
- 1184 Uncrewed Aerial System: Poster, Junior
- 1185 Uncrewed Aerial System: Poster, Intermediate
- 1186 Uncrewed Aerial System: Poster, Senior

4-H/FFA ELECTRIC & RENEWABLE ENERGY

(Energy Management)

1. Read General Rules.
2. Exhibitors may enter only one article in each class.
3. Projects are to have been completed in the current 4-H year.
4. If additions or improvements are made to previous year project, it should be noted and will be judged only on the current year's additions. Please note only current year projects can be selected for state fair.
5. A sheet of operating instructions must be furnished for any exhibit not self-explanatory.
6. Exhibit must be operable. If battery power is required, batteries must be furnished.
7. No hand dipped solder may be used on exhibits.
8. Any project with a complexity of size or electronics must have instructions for assembly and use and equipment available at time of judging for actual testing.
9. Champion and Reserve Champion ribbons will be awarded in each class if the exhibits are deserving.
10. Overall Grand Champion and Reserve Grand Champion ribbons will be awarded if the judge considers the exhibits worthy.

ELECTRICAL AND ELECTRONICS CLASS

1030 AC Electric Projects

Electric projects with a 110 or 120 V alternating current (AC) power source. Some projects examples are household wiring demonstrations, small appliances extension cords, trouble lights, indoor or outdoor wiring boards, or shop lights. Projects may be a restoration or original construction. The project must be operational and meet minimum safety standards. AC projects must be 110/120 V, no 240 V exhibits are allowed, and must be constructed such that the judges have access to examine the quality of workmanship.

1031 DC Electric Projects

RULES ARE SUBJECT TO CHANGE WAITING ON STATE FAIRS FINAL RULES

Electric projects with a battery or direct current power source. This class includes electric kits or original projects. This class also includes demonstration DC powered projects.

Examples

include: wiring two or three way switches, difference between series/parallel lighting circuits or wiring doorbell switches. All DC electric projects must work with batteries supplied by 4- H'er. Projects must be constructed such that the judges have access to examine the quality of wiring workmanship.

1032 Electronic Projects

Electronic projects with a battery or direct current power source. This class includes electronic kits or original projects. Examples include radios, telephones, toy robots, light meters, security systems, etc. May be constructed using printed circuit board, wire wrap. Or breadboard technique. Include instruction/assembly manual if from a kit. Include plans if an original project. Projects must be constructed such that the judges have access to examine the quality of wiring and workmanship.

1033 Educational Display

The purpose of the educational display and exhibit is to educate the viewer about a specific area of the 4-H electrical or electronics project. The display or exhibit should illustrate one basic idea. This class includes any educational displays, exhibits or science fair type project which DO NOT have a power source, i.e. exhibits, posters or displays of wire types, conduit types, electrical safety, tool or motor parts identification or electrical terminology. Educational displays and exhibits must be legible from a distance of four feet, using a maximum tri-fold size of 3' x 4'.

ALTERNATIVE ENERGY

1. All exhibits in this division are limited in size to standard, tri-fold display boards (36" x 48") and items may not extend beyond 12" from the back board. All displays must be self-standing.

CLASS

1037 Educational Display

Create an exhibit that addresses a focused topic related to wind power as a renewable energy source. The purpose of the exhibit is to inform and create awareness.

1038 Experiment

Display an experiment addressing a problem or question related to wind power as a renewable energy source. Include hypothesis, background research, variables, a control, data, findings, conclusions and recommendations for future study.

4-H ENTOMOLOGY

1. Read General Rules.
2. Exhibitors may enter only one article in each class.
3. All should be submitted in an 18 x 24 x 3.5 –inch wooden display box with clear plastic top (such as Plexiglas). Boxes can be handmade or purchased as long as they are of the correct size.
4. Each exhibitor is required to identify each box with two identification label bearing exhibitor's name, club, the collection class 4-H'er is enrolled in and statement of taxonomy used. One label goes in the upper left corner of the box (inside) and the other on the lower right corner of the box (outside). Arrange specimens in the box so the box can be displayed lengthwise. Specimens of soft bodied insects such as aphids, lice, collembolan, termites and

RULES ARE SUBJECT TO CHANGE WAITING ON STATE FAIRS FINAL RULES

- etc. should be exhibited in alcohol-filled vials; however, the use of alcohol filled vials should be limited to only those specimens that lose their shape when pinned, since the vials pose a significant hazard to the rest of the collection if they become loose in transit.
5. The number of orders, specimens (and families where required) must be included on both of the exhibitor's box identification labels. Only one adult insect per species can be used in the collection boxes and Notebook Classes, unless labeled as male or female and correctly identified.
 6. Arrange specimens in groups or rows parallel to the short sides of the box. Specimens are to be arranged by order in the box, then Family where required.
 7. Two labels should be centered on the pin beneath each specimen. First (closest to the specimen) is the common name label and the second label should include date/locality. Full county name and state abbreviation should be on the second label. Collector's name (or host) on the date/locality label is optional.
 8. The specimens should be collected by the exhibitor and should focus on Kansas insects. Insects may be collected from one county into bordering states and labeled accordingly.
 9. Only specimens of the class Insecta should be included.
 10. Specimens of soft bodied insects such as aphids, lice, termites, etc. should be exhibited in alcohol filled vials; however, the use of alcohol filled vials should be limited to only those specimens that lose their shape when pinned, since the vials pose a significant hazard to the rest of the collection if they become loose in transit.
 11. Champion and Reserve Champion ribbons will be awarded in: Entomology Collections, Entomology Notebooks, and Entomology Educational Exhibits if the judge considers the exhibits worthy.
 12. Overall Grand and Reserve Grand Champion rosettes will be awarded if the judge considers the exhibits worthy.

ENTOMOLGY COLLECTIONS

CLASS

- 1040 **Beginning I Entomology Collection:** Display in one standard box a minimum of 50 and maximum of 125 species representing at least 7 orders. Follow the guidelines listed for Collections. Members can exhibit in this class a maximum of 3 years or until they receive a champion ribbon.
- 1041 **Beginning II Entomology Collection:** Display in one standard box a minimum of 75 and maximum of 150 species representing at least 9 orders. Follow the general guidelines listed for Collections. Members can exhibit in this class a maximum of 3 years or until they receive a purple ribbon.
- 1042 **Intermediate Entomology Collection:** Display a minimum of 100 and a maximum of 300 species representing at least 10 orders. Two standard boxes can be used. Follow the general guidelines listed for Collections. In addition, family identification is required for all insects. On a piece of paper, list what you did to improve your collection during the current year. Members can exhibit in this class a maximum of 3 years. Exhibitor will move up if they receive a champion ribbon.
- 1043 **Advanced Entomology Collection:** Display a minimum of 150 and a maximum of 450 species representing at least 12 orders. Three standard boxes can be used. Follow the general guidelines listed for Collections. Family identification is required for all insects belonging to the six basic orders as outlined under the Intermediate phase. Only families in the above six orders will be counted for judging. Family identification of insects in the remaining orders is optional, but desirable as long as accuracy is maintained. On a piece of paper list what you did to

RULES ARE SUBJECT TO CHANGE WAITING ON STATE FAIRS FINAL RULES

improve your collection during the current year. Examples: what insects did you add or replace; what orders and/or families you added; what Leadership you provided to this project; and/or what insects you have studied. Attach paper to the back of one of the display boxes. Exhibitors may continue to exhibit in this class so long as they remain eligible for 4-H membership.

ENTOMOLOGY NOTEBOOKS

1. Reference "Kansas State Fair 4-H Exhibitor Handbook for a full list of details and requirements.
- 1044 **Introductory Entomology Notebook:** Display a minimum of 10 and a maximum of 30 insect species representing at least 6 different orders. Exhibitor may exhibit in this class a maximum of two years.
- 1045 **Beginning Entomology Notebook:** Display a minimum of 20 and a maximum of 50 insect species representing at least 7 different orders. Exhibitor may exhibit in this class a maximum of three years or until they receive a champion ribbon.
- 1046 **Intermediate Entomology Notebook:** Display a minimum of 60 and a maximum of 100 species representing at least 9 orders. In addition, family identification is required for all insects. Exhibitors may exhibit in the class a maximum of three years or until they receive a champion ribbon.
- 1047 **Advanced Entomology Notebook:** Display a minimum of 100 and a maximum of 200 species representing at least 12 orders. Follow the general rules listed for Notebooks, including the Special project. Family identification is required for all insects belonging to the six basic orders. Family identification of insects in the remaining orders is optional, but desirable as long as accuracy is maintained. Exhibitors may continue to exhibit in this class so long as they remain eligible for 4-H membership.

ENTOMOLOGY EDUCATIONAL EXHIBIT

1. Exhibit any activity of learning experience related to the field of entomology or the 'Teaming with Insects' Curriculum that does not fit into the Entomology Collections nor Entomology Notebook categories.
2. The exhibit may be, but isn't limited to, original works, digital presentations, programs, websites, games, apps, display box, notebook, display or poster which you have made.

CLASS

- 1048 Beginning Educational Exhibit (Ages 9-12)
- 1049 Intermediate Educational Exhibit (Ages 10-14)
- 1050 Advanced Educational Exhibit (Ages 13 +)

INTRODUCTORY EDUCATIONAL EXHIBIT

1. Class for individuals who are exhibiting in the Introductory Collection or Introductory Notebook Classes.
2. If only exhibiting in this category, then ages 7 - 8.
3. There is no State Fair Class for these exhibits.

CLASS

- 1052 Introductory Collection or Notebook

4-H / FCCLA FIBER ARTS

1. Read General Rules.
2. Fiber Arts is defined as any method of creating a unique design with fiber, fabric or yarn. This may include: making fabric (such as weaving, crochet, knitting, needlepoint); or

RULES ARE SUBJECT TO CHANGE WAITING ON STATE FAIRS FINAL RULES

when existing fabric is changed into something quite different (such as quilting or embroidery or ethnic art). Ethnic Fiber Arts should use a fiber, yarn or fabric to create the design exhibit.

3. A crocheted or knitted article includes clothing item, dolls, animals, blankets, potholders, etc.
4. Place entry tag on front of exhibit with string or tape.
5. No more than two articles per class may be exhibited by each person.
6. When articles which are normally worn as a pair are exhibited, both articles must be shown together. Fasten articles together securely with yarn.
7. Special consideration will be given to articles which are of original design. Such articles should have a note attached explaining the original design.
8. The exhibitor should attach an index card no larger than 4" x 6", with the entry form to give the judge any information on what parts of the exhibit they made, processes used, or other information which the exhibitor thinks would be helpful for the judge. For all items, please indicate if item was made from a kit. For all items please indicate fiber content, and specifically if they are made of at least 60% wool.
9. Exhibitors are required to be enrolled in the Fiber Arts project in which they are entered.
10. When the exhibit is a sewn garment that also includes one or more Fiber Art techniques (i.e. knitting, crochet, needle arts, or patchwork and quilting), the determination of what division (Clothing or Fiber Arts) and class in which to enter will be left with the 4-H participant. Articles cannot be entered in both divisions.
11. All exhibits which need to be hung MUST have the appropriate hanger, rod, wire or other mechanism attached in order to be properly displayed.
12. Champion and Reserve Champion ribbons will be awarded in each class if the judge determines that the exhibits deserving.
13. Overall Grand Champion and Reserve Grand Champion rosettes will be awarded if the judge considers the exhibits worthy.

1350 **Crochet:** An article including felted items

1351 **Knitting:** An article made either by hand or by knitting machine including felted items

1352 **Needle Arts:** An article created by hand using any of the following techniques: embroidery or cross stitch, needlepoint, candle-wicking, crewel, lacework or applique'.

1353 **Patchwork or quilted article:** It is acceptable practice for the exhibitor to create the patchwork or quilted article and have someone else quilt it.

1354 **Rug Making:** Acceptable techniques include braiding, latch hook, tying, floor cloth, etc. The finished item should be one that would be used in the home.

1355 **Spinning:** a skein (minimum 10 yards in length)

1356 **Weaving:** a woven article. Exhibitors should attach information about the type of loom or process used.

1357 **Ethnic Arts:** an article. This is defined as Fiber Art technique that is associated with a specific country or culture. It is a practical skill that was developed to provide basic family needs such as apparel, home furnishing or decorations. It is also defined as a method that have been maintained throughout history and passed on to others, often by observation and by example, such as Batik, Swedish huck towel weaving, mud cloth, bobbin waving, tatting, felted items that are not knitted or crocheted, etc. Members should attach information on the history of the ethnic fiber art, where it was used, by whom, how it was used, short description of the technique, etc.)

1358 **Macrame:** an article

RULES ARE SUBJECT TO CHANGE WAITING ON STATE FAIRS FINAL RULES

- 1359 **Fiber Art Educational Notebook:** Share with others what you learned in this project about a particular Fiber Art. Exhibits should be in the form of a notebook or binder. The notebook should include a narrative section describing the fiber art. It should include a clear description of the project, technique, budget, supplies, goals, accomplishments, successes, failures, and future plans. It may include samples of techniques, how to's, photographs of completed projects, or other ways of educating others about fiber arts.

4-H / FFA FLOWERS

1. All flower classes, (4-H/FFA and Open Class) will be judged together. Please note the different class numbers for 4-H and for Open Class.
2. Late entries may be exhibited but will not be judged, nor will premiums be paid.
3. Judging standards are to be based off and adhere to those set on the "Handbook for Flower Shows" used by the National Council of the State Garden Club.
4. Each exhibitor may enter three exhibits per division (Specimens, Arrangements, & House Plants), provided each entry is of a different species. Each exhibitor may enter one Horticulture Notebook.
5. All exhibits must be grown and/or collected by exhibitors. Purchased plant materials are prohibited for all divisions.
6. Champion and Reserve Champion ribbons will be awarded in each of the following divisions: House Plants; Specimens, Arrangements, and Horticulture Notebook.
7. 4-H and FFA exhibits are eligible, may be selected and advance to the Kansas State Fair.
8. Overall Grand Champion and Reserve Grand Champion rosettes will be awarded if the judge considers the exhibits worthy.

SPECIMENS

1. Specimens should be displayed in an appropriate clear container provided by the exhibitor.
2. Each stem, stalk, or spray may have leaves above the water intact, and have multiple blooms.

CLASS

- 1500 Annual Garden Flower: Cut Specimen, Single Stem
1501 Perennial Garden Flower: Cut Specimen, Single Stem

ARRANGEMENTS

1. Arrangements are to be completed before entering building.
2. No plastic nor fabric material allowed.

CLASS

- 1502 Fresh Flower Arrangement
1503 Dried Flower Arrangement

HOUSE PLANTS

CLASS

- 1504 Flowering House Plant
1505 Hanging House Plant
1506 Succulent
1507 All Other House Plants

HORTICULTURE NOTEBOOK

1. Entry shall consist of a notebook or three ring binder of written narrative describing a horticulture project such as a landscape design, landscape installation, lawn renovation, water

RULES ARE SUBJECT TO CHANGE WAITING ON STATE FAIRS FINAL RULES

garden, flower garden, vegetable garden, lawn mowing service, landscape maintenance business, farmer's

market business, or other horticultural project. 4-H'ers are encouraged to include photographs, illustrations and/or landscape drawings that help explain work done by the member. Photos taken from the same location before, during and after the completion of the project are particularly helpful. Exhibitor may enter one horticulture notebook.

2. Horticulture notebook scoring is based on the following criteria:

- Organization and General Appearance (neatness, includes title page and table of contents, original, creative, etc) - 20%
- Narrative (include goals, successes, failures, etc) – 40%
- General Content (subject matter, photos, maps, knowledge gained, etc.) - 40%

1508 Horticulture Notebook

OPEN CLASS FLOWERS YOUTH

1. Read General Rules.
2. All youth, 4-H/FFA and Open Class will be judged together. Please note the different class numbers for 4-H and for Open Class.
3. Late entries may be exhibited but will not be judged, nor will premiums be paid.
4. Judging standards are to be based off of & adhering to those set on the "Handbook for Flower Shows" used by the National Council of the State Garden Club.
5. Each exhibitor is limited to one entry per class.
6. House plants, specimens, and collections must have been grown by the exhibitor. Flowers used in arrangements may be obtained elsewhere.
7. Flowers must be arranged before being brought to the building.
8. Champion and Reserve Champion ribbons will be awarded in each of the following divisions if the exhibits are deserving: House Plants; Specimens and Collections; and Artistic Arrangements.
9. 4-H, FCCLA, and FFA exhibits may be selected for participation at the State Fair.
10. Exhibitors will be paid for 1st, 2nd and 3rd place only. This applies to each class within the division. Overall Grand Champion and Reserve Grand Champion rosettes will be awarded if the judge considers the exhibits worthy.

SPECIMENS

1. Specimens and Collections should be displayed in an appropriate clear container provided by the exhibitor. Consider the height of the specimen and weight of the blooms(s) – container should not tip under the weight of the exhibit. Paper cups are NOT allowed. Use of an improper container may impact the placing of the exhibit.
2. Each stem, stalk, or spray may have leaves above the water intact, and have multiple blooms.

CLASS

2000	Zinnias, one stem
2001	Roses, one stem
2002	Gladiolus, one spike
2003	Marigold, one stem with multiple blooms
2004	Petunia, one stem with multiple blooms
2005	Annual, any other, one stem
2006	Perennial, any one stem

RULES ARE SUBJECT TO CHANGE WAITING ON STATE FAIRS FINAL RULES

2007	Dahlia, one stem
2008	Aster, one stem
2009	Lily, one stem
2010	Canna, one stalk
2011	Snap Dragons, one stem
2012	Wild Flower, one stem
2013	Cosmos, one stem with multiple blooms
2014	Sunflowers, one stem
2015	Herb, one stem
2016	Ornamental Grass, one stem
2017	Flowering Shrub, one stem
2018	One stem Non-Flowering Vine, one stem
2019	Flowering Vine, one stem
2020	Berried Shrub, one stem
2021	Any other Perennial not in above class
2022	Any other Annual or Biennial not in above class
2023	Any Other Flowering Bulb, Corm or Tuber

COLLECTIONS

1. All collections should be of the same specimen unless otherwise specified, and will consist of three stems or stalks, with leaves above the water intact. Collections may have multiple blooms and may be different colors.

2024	Cosmos, three stems with multiple blooms
2025	Marigolds, three stems
2026	Zinnias, three stems
2027	Petunias, Fancy, three stems
2028	Wild Flowers, three stems
2029	Sunflower (Different specimens allowed, not required)
2030	Herbs (Different specimens allowed, not required)
2031	Ornamental Grass (Different specimens allowed, not required)
2032	Flowering Shrub, three stems
2033	Non-Flowering Vine, three stems
2034	Flowering Vine, three stems
2035	Any Other Perennial not in above class
2036	Any Other Annual or Biennial not in above class
2037	Any Other Flowering Bulb, Corm, Tuber

HOUSE PLANTS CLASS

2038	Coleus
2039	Violet Blooming
2040	Geranium in Bloom
2041	Any other Flowering Plant
2042	Hanging Plants
2043	Cacti
2044	Succulent Plants
2045	Fern
2046	Any Other house plants
2047	Terrarium or Bottle Garden

RULES ARE SUBJECT TO CHANGE WAITING ON STATE FAIRS FINAL RULES

- 2048 Dish Garden
- 2049 Unusual or Rare Plant
- 2050 Outdoor Container (any combination potted together, under 3' please)

ARTISTIC ARRANGEMENT

1. Classes will be divided into three age divisions: (as of Jan. 1 of the current year)
 - ◇ Junior Division (7 to 9 years old),
 - ◇ Intermediate Division (10 to 13 years old)
 - ◇ Senior Division (14 years old and older)
 2. No dried or silk flowers may be used unless specified.
- 2051 "Butterfly Haven" (Bright colors)
 - 2052 "From My Garden" (any theme or arrangement using flowers, plants, or greenery from your garden. (No purchased or dried flowers or greenery allowed).
 - 2053 "Kansas Roads, Fields, & Meadows" (any theme or arrangement using Kansas wildflowers, plants, or crops. Dried elements are allowed. No purchased or greenery and no noxious weeds allowed).
 - 2054 "Artsy/Craftsy" (any theme or arrangement using a container handcrafted by the exhibitor or a unique recycled container. Any flowers, plants, or greenery are allowed, but all other elements must be handcrafted by the exhibitor. Size limited to no larger than 2' x 2').

OPEN CLASS FLOWERS ADULTS (OVER 19 ONLY)

1. Read General Rules.
2. This department is open to adults (19 and over) only. Open Class Youth (under 19) should enter in Open Class Youth Division.
3. All specimens and collections must be in a clear container, plastic is recommended, glass bottles are no longer required. The disposable water bottles (the small size) with labels removed, work the best. Clear vases are acceptable for very large specimens.
4. Late entries may be exhibited but will not be judged, nor will premiums be paid.
5. Judging standards are to be based off of & adhering to those set on the "Handbook for Flower Shows" used by the National Council of the State Garden Club.
6. Each exhibitor is limited to one entry per class.
7. Exhibit cards for all entries must be correct or the entry will not be accepted at the registration table.
8. All entries placed by show chairperson or staff.
9. No substitutions once entry has been made.
10. No viewing of flowers until after judging is completed.
11. A Best of Show will be selected from the Specimens and Collections judged on Tuesday.
12. Exhibitors will be paid for 1st, 2nd and 3rd place only. This applies to each class within the division. Grand Champion and Reserve Grand Champion rosettes will be awarded based on total points earned at judging

SPECIMENS

1. All measurements indicate the size of the bloom or floret, not the height of the specimen. Each stem, stalk, or spray may have leaves above the water intact, and have multiple blooms.

CLASS

- 3500 Roses, one stem
- 3501 Dahlia, one stem

RULES ARE SUBJECT TO CHANGE WAITING ON STATE FAIRS FINAL RULES

3502	One spike Gladiolus
3503	One stalk Canna
3504	One stem Perennial Phlox
3505	One stem Petunia, single, any color or bi-color
3506	One stem Petunia, double, ruffled or fancy
3507	Zinnias, one stem
3508	Lily, one stem
3509	One stem Butterfly Bush
3510	One stem Cosmos
3511	Sunflowers, one stem
3512	One stem Black-eyed Susan
3513	One stem Coneflower
3514	One stem Herb
3515	One stem Salvia, annual or perennial
3516	One stem ornamental Grass
3517	One stem any other Wildflower
3518	One stem Flowering Shrub
3519	One stem Non-Flowering Vine
3520	One stem Flowering Vine
3521	One stem Hibiscus
3522	One spray Marigolds
3523	One stem Rose of Sharon
3524	One stem Ivy
3525	Any other Perennial not in above class
3526	Any other Perennial not yet entered
3527	Any other Annual or Biennial not in above class
3528	Any other Annual or Biennial not yet entered
3529	Any other Flowering Bulb

COLLECTIONS

1. All collections should be of the same specimen unless otherwise specified, and will consist of three stems or stalks, with leaves above the water intact. Collections may have multiple blooms and may be different colors.

CLASS

3530	Roses
3531	Zinnias
3532	Lily
3533	Petunias
3534	Marigolds
3535	Dahlia (different allowed not required)
3536	Coneflowers
3537	Dried Flowers
3538	Perennial Phlox
3539	Herbs (different specimens allowed, not required)
3540	Wildflowers (different specimens allowed not required)
3541	Sunflowers (different specimens allowed not required)
3542	Ornamental Grasses (different specimens allowed not required)
3543	Salvia (annual or perennial)

RULES ARE SUBJECT TO CHANGE WAITING ON STATE FAIRS FINAL RULES

- 3544 Any other Annual or Biennial not in above classes
- 3545 Any other Annual or Biennial not yet entered
- 3546 Any other perennial, not in above classes
- 3547 Any other Perennial not yet entered
- 3548 Any Other Flowering Bulb

HOUSE PLANTS

1. House plants and collections of house plants must have been grown by the exhibitor at least 6 months. Artificial flowers, bows and foliage are not permitted.

POTTED PLANTS

- 3549 Geranium (blooming)
- 3550 African Violet (blooming)
- 3551 Rare or Unusual Flowering House Plant
- 3552 Any other Flowering House Plant

FOLIAGE CLASS- 1 PLANT

- 3553 Hanging Plant, inside
- 3554 Fern
- 3555 Coleus
- 3556 Cacti
- 3557 Succulent
- 3558 Rare or Unusual Foliage Plant
- 3559 Any Other Foliage Plant

OUTDOOR COLLECTIONS

1. May be potted together or separately unless specified in class description.
2. Each collection should contain three or more plants unless more are specified in the class description.

OUTDOOR_HANGING

- 3560 Herb Collection
- 3561 Caladium Collection
- 3562 Coleus Collection
- 3563 Cacti or Succulent Collection
- 3564 Any Other Collection

OUTDOOR CONTAINER

- 3565 Small Outdoor Container – 3 plants
- 3566 Medium Outdoor Container – 4-6 plants
- 3567 Large Outdoor Container – 6- or more

ARTISTIC FLOWER ARRANGEMENTS

1. Accessories and Foliage will be permitted unless otherwise stated.

SPRINGTIME CLASS

- 3568 “Tom Thumb” (No bigger than 3”tall or wide, includes plant and container, fresh or dried flowers)
- 3569 “Miniature” (No bigger than 5”tal or wide, fresh or dried flowers)
- 3570 “Inspiration” (Religious, white flowers dominant)
- 3571 “St Patrick” (Green & White)
- 3572 “All That Jazz” (your choice, any combination)

SUMMER CLASS

- 3573 “Butterfly Haven” (bright colors)
- 3574 “Meadow Magic” (Wildflowers and Herbs)

RULES ARE SUBJECT TO CHANGE WAITING ON STATE FAIRS FINAL RULES

- 3575 "Patriotic" (red, white & blue)
- 3576 "Granny's Green Thumb" (Zinnias Dominant)
- 3577 "Child's Play" (arrangement for a child's room)

FALL CLASS

- 3578 "Hummers Delight" (red dominant)
- 3579 "Fall" (gold, yellow and orange)
- 3580 "Autumn Harvest" (your choice, fruits, vegetables and grains allowed)
- 3581 "Memory Lane" (all dried materials)
- 3582 "Recycle" (creative vase or materials originally for other uses)
- 3583 Driftwood

4-H FOOD AND NUTRITION

1. Read General Rules.
2. All entries in Food and Nutrition will be judged during consultation judging. 4-H members will receive a schedule with the time they are to meet with the judge.
3. 4-H'ers may enter a total of ten (10) entries. Make six (6) entries per baked products and four (4) entries per non-baked product class. Recipes from all sources may be used.
4. Entries may be from your favorite recipe or a commercial mix. All unfrosted cakes shall be exhibited in upright position with top crust showing except for cakes such as Bundt cakes, which should have top crust side down.
5. 4-H'ers are encouraged to make all entries as nutritious as possible. For example: use whole- wheat flour, dried fruit, oatmeal, cereal flakes, dry milk powder, etc. where possible.
6. All exhibits are to be labeled when entered.
7. Exhibits should be in FOOD GRADE plasticbags (on covered cardboard or sturdy paper plate cut to side of products), disposable plastic containers or disposable boxes. Food will be judged and sold, so the food will need to be properly rewrapped for sale. Only the exhibit is judged. The container is not judged.
8. Educational Exhibits: Exhibits may be in the form of a poster, notebook, or display, showing and describing something learned, a project activity done, or a food nutrition community service program, etc. Follow Copyright laws as explained in the General Rules as you are preparing your exhibit. Take care to select materials that will withstand County Fair conditions. If the exhibit is a display, maximum size is not to exceed a standard commercial 3' x 4' tri-fold display board. If the exhibit is a poster, it must not be larger than 22" x 28." Name and county/district must be clearly marked on educational exhibits. A collection of favorite recipes in a recipe box or notebook does not constitute an educational exhibit.
9. For food safety purposes, any food that is perishable is not accepted at the fair. If it needs refrigeration, it is not acceptable. Foods that are not acceptable will be disqualified. Refer to K-State Research and Extension Publication, 4-H, Judge's Guide for Food and Nutrition Exhibits, <https://bookstore.ksre.ksu.edu/pubs/4H488.pdf> and MF3544, Food Safety for Frostings and Fillings, <https://bookstore.ksre.ksu.edu/pubs/MF3544.pdf> for information to help you make informed, safe food exhibit decisions.

Foods Not acceptable:

- Any food with custard and dairy-based fillings (separate layer)
- Frostings and fillings made with cream cheese, heavy cream, lemon curd and chocolate ganache

RULES ARE SUBJECT TO CHANGE WAITING ON STATE FAIRS FINAL RULES

- Items made with raw eggs and raw flour
- Items baked in a can, jar or brown paper bag
- Cut fresh fruits and vegetables used as garnishes
- Items made with meat (ex. Bacon)
- Items with alcohol (ex. Wine, beer and hard liquor)

Acceptable foods:

- Dairy products incorporated into the entire batter (not as a separate layer)
 - Fruit baked into a product
 - Hard cheese baked into a product
10. For food safety purposes, any entries with frostings and fillings must calculate the amount of sugar in the frosting/filling recipe only. Calculation must be attached to entry, or the placing will be lowered one ribbon when judged. Frosting and fillings need to contain more than 65% sugar for safety.
 11. Alcohol (ex. wine, beer and hard liquor) is not allowed as an ingredient in food entries. Entries with alcohol in the recipe will be disqualified and not be judged.
 12. All baked goods must be left whole and uncut. Small items, such as cookies and rolls, should be the same shape and from the same recipe. Exhibit 3 cookies, 3 muffins, 3 breadsticks, 1 loaf bread, etc.
 13. Exhibited baked items will be sold after judging and proceeds will go to the 4-H Ambassadors.
 14. Under baked entries will be lowered one or more ribbon placings.
 15. 4-Hers are required to present recipes. If recipe is not presented entry will be lowered one ribbon placing.
 16. Any baked product that can be removed from the pan should be placed on a plate, covered cardboard or disposable container of appropriate size for the exhibit.
 17. Dried foods are to be exhibited in the Food Preservation Division.
 18. Decorated special event cakes will not be accepted for State Fair exhibition.
 19. A food gift package must contain at least three (3) different food items, prepared by the 4-H'er, in a suitable container no larger than 18"x18"x18." No alcoholic beverages will be accepted. Prepared food items must have recipes attached with the entry. Additional homemade food items beyond the 3 minimum or purchased items may also be included in the gift basket. On the back of the entry card, answer these questions:
 - a. What is the intended use?
 - b. What food safety precautions were taken during and after preparation?This entry will count as a non-perishable food product, not as an educational exhibit. Home canned foods must follow Food Preservation rules. Canning jars should not be used for baking per manufacturer's instructions. They could break during baking.
 20. Modified non-perishable food product: Product must be modified from original recipe to nutritionally enhance the food product. Attach one – 8 ½ x 11 inch page (front and back) that includes: Original Recipe, Modified Recipe, and Narrative to describe modifications made, why modifications were made, and lessons learned such as: nutritive value, and possible changes in appearance, doneness, aroma, flavor, tenderness and /or texture. Example: a standard blueberry muffin recipe that is modified to make it gluten free.
 21. Champion and Reserve Champion ribbons will be awarded in each age division if the judge considers the exhibits worthy.
 22. Overall Grand Champion and Reserve Grand Champion rosettes will be awarded if the judge

RULES ARE SUBJECT TO CHANGE WAITING ON STATE FAIRS FINAL RULES

considers the exhibits worthy.

FOOD & NUTRITION, JUNIOR (7-9 year old)

CLASS

- 1607 Non-perishable Food Product (Cakes & Pies)
- 1608 Non-perishable Food Product (Cookies, Candies, & Bars)
- 1609 Non-perishable Food Product (Breads, Biscuits, & Muffins)
- 1610 Modified Non-perishable Food Product
- 1611 Mixes in a Jar
- 1612 Food Gift Package and/or Specialty Food Product
- 1613 Educational Exhibit

FOOD & NUTRITION, INTERMEDIATE (10-13 years old)

CLASS

- 1614 Non-perishable Food Product (Cakes & Pies)
- 1615 Non-perishable Food Product (Cookies, Candies, & Bars)
- 1616 Non-perishable Food Product (Breads, Biscuits, & Muffins)
- 1617 Modified Non-perishable Food Product
- 1618 Mixes in a Jar
- 1619 Food Gift Package and/or Specialty Food Product
- 1620 Educational Exhibit

FOOD & NUTRITION, SENIOR (14-18 years old)

CLASS

- 1621 Non-perishable Food Product (Cakes & Pies)
- 1622 Non-perishable Food Product (Cookies, Candies, & Bars)
- 1623 Non-perishable Food Product (Breads, Biscuits, & Muffins)
- 1624 Modified Non-perishable Food Product
- 1625 Mixes in a Jar
- 1626 Food Gift Package and/or Specialty Food Product
- 1627 Educational Exhibit

OPEN CLASS FOOD AND NUTRITION

1. Read General Rules.
2. Each exhibit must be from a separate baking.
3. Exhibitors are limited to two entries per class.
4. A whole cake is an exhibit. Cake may be any shape.
5. Food will be sold after being judged.
6. All exhibits shall be on paper plates or covered cardboard and placed in a clear plastic bag. Cakes can be entered in a cake box. Snack mixes should be entered in a plastic bag.
7. Youth and Adult exhibits will be judged separately, except in the PublicService Cookie Jar Contest.
8. Items may be made from mix or from scratch.
9. Recipes are helpful to the judges and are recommended with each exhibit.
10. For food safety purposes, any food with custard and dairy-based fillings and frostings (ex. cream cheese), raw eggs, flavored oils, "canned" bread or cakes in a jar, cut fresh fruit or any food requiring refrigeration (ex. Bacon) will be disqualified and not judged. Refer to K-State Research and Extension Publication, 4-H888, Judge's Guide for Food and Nutrition Exhibits, for information to help you make informed, safe food exhibit decisions.

RULES ARE SUBJECT TO CHANGE WAITING ON STATE FAIRS FINAL RULES

11. Alcohol (ex. wine, beer and hard liquor) is not allowed as an ingredient in food entries. Entries with alcohol in the recipe will be disqualified and not be judged.
12. All baked goods must be left whole and uncut. Small items, such as cookies and rolls, should be the same shape and from the same recipe. Exhibit 3 cookies, 3 muffins, 3 breadsticks, 1 loaf bread, etc.
13. Under baked entries will be lowered one or more ribbon placings.
14. Decorated cakes and cookies will be sold.
15. For food safety purposes, any entries with frostings and fillings must calculate the amount of sugar in the frosting/filling recipe only. Calculation must be attached to entry, or the placing will be lowered one ribbon when judged. Frosting and fillings need to contain more than 65% sugar for safety.
16. Exhibitors will be paid for 1st, 2nd and 3rd place only. This applies to each class within the division. Champion and Reserve Champion ribbons will be awarded in Breads; Cakes and Pies; Candy; Cookies; and Miscellaneous divisions if the judge determines the exhibits deserving.
17. Overall Grand Champion and Reserve Grand Champion rosettes will be awarded if the judge considers the exhibits worthy.

BREADS CLASS

- 3601 Yeast Breads, (3 rolls, 1 loaf and sweet breads)
3602 Quick Breads, (3 muffins, 3- biscuits, or 1 loaf)

CAKES AND PIES CLASS

- 3603 Cakes, (3 cupcakes, angel food, sponge, or chiffon)
3604 Fruit Pie (Exhibit one pie)

CANDY CLASS

- 3605 Candy, (Exhibit 3 pieces)

COOKIES CLASS

- 3606 Cookies, (Exhibit 3 cookies)

MISCELLANEOUS FOODS CLASS

- 3607 Snack Mix, 1 cup
3608 Other Miscellaneous Food Exhibit
3609 Mixes in a Jar (Cookies, Cakes, Brownies, Muffins, Soups, Beverages, Other With recipe Pint or quart)

PUBLIC SERVICE COOKIE JAR

1. Entries are to be a clear, gallon-size decorated jar full of assorted, homemade cookies.
2. The jar is to be decorated as desired but cookies must be visible.
3. The jar should contain not less than 5 kinds of cookies of a good size for serving.
4. Each cookie is to be wrapped separately in clear plastic wrap.
5. Bring one of each kind on a plate and identify so the judge will not need to open the jar.
6. The exhibit will be judged as follows:
decoration of jar - 50%, quality of cookies - 50%
7. The top cookie jar in each class will be presented to a special guest each year.
8. Exhibitors will be paid for 1st, 2nd and 3rd place only. This applies to each class within the division. Grand Champion and Reserve Grand Champion rosettes will be awarded if the judge considers the exhibits worthy.
9. Open class youth and adults will be judged together in this class.



RULES ARE SUBJECT TO CHANGE WAITING ON STATE FAIRS FINAL RULES

CLASS

3652 Cookie Jar, Individual

3653 Cookie Jar, group (group meaning more than one person)

DECORATED CAKE AND DECORATED CUPCAKE AWARD

1. All exhibits will consist of one cake with two layers, or one cupcake, from scratch or mix, any flavor or variety.
2. No perishable ingredients (such as cream cheese, sour cream, uncooked egg or other items which require refrigeration to prevent spoilage) are permitted in icings, fillings, or other uncooked parts of the exhibit.
3. Entries should be exhibited on a sturdy cardboard cake base, a cardboard circle covered with foil or a large heavy-duty paper plate inside a large reseal able plastic bag or disposable cake box. Cardboard box containers will not be accepted, due to food safety.
4. Recipes are helpful to judges. Attach the recipe loosely to the bottom of the exhibit. Include your name and age, if youth. Recipes may not be returned.
5. Exhibits shall follow all other rules of the Foods Department.
6. Decorated cakes will not be judged on taste. Judges may cut into cakes to ensure that real cake was used.
7. Exhibitors will be paid for 1st, 2nd and 3rd place only. This applies to each class within the division. Prizes will be distributed when premium payouts are available after the completion of the fair.

DECORATED CAKE CLASS

3659 Adult Open Class

3660 Junior Open Class

3661 4-H Class

DECORATED CUPCAKE CLASS

3662 Adult Open Class

3663 Junior Open Class

3664 4-H Class

2025 GREAT AMERICAN FOOD CONTEST: "Dig Deep into Your Roots"

1. Discover and share a treasured family recipe as part of the Great American Food Contest.
2. Dig deep to find an old family recipe for baked items and prepare it for the "Great American Food Contest.
3. Find an old family recipe for a baked item and prepare it for the contest. Eligible baked goods include: muffins, cookies quick bread, yeast bread, fruit pie, and cake.
4. Exhibit 3 muffins (similar in shape and color), 3 cookies (similar in shape and color), 1 whole quick bread loaf, 1 whole yeast bread, 1 whole fruit pi, and 1 whole cake.
5. All exhibits must be homemade using an old family recipe
6. Entries should be exhibited on a disposable plate inside a resealable plastic bag. All entries will be sold, so plates will not be returned.
7. Family recipe must be accompanied with the exhibit. Attach the recipe loosely to the bottom of the exhibit. Include your name and age, if youth. Recipes may not be returned.

RULES ARE SUBJECT TO CHANGE WAITING ON STATE FAIRS FINAL RULES

8. Write a short narrative sharing the history, tradition, or special meaning behind your chosen family recipe. This narrative will be displayed with your entry to help celebrate the roots of your dish.
9. Exhibits shall follow all other rules of the Foods Department.
10. Cash will be presented to the top three places in the Adult division and the top three places in the Youth division.
11. The first-place winners will receive \$75, second place receives \$50, and third place receives \$25.

CLASS

- 3657 Great American Foods – Youth (ages 19 & younger)
3658 Great American Foods – Adult

TABLE SETTING CONTEST (4-H and OPEN CLASS YOUTH & ADULT)

1. 4-H entries must be enrolled in the Foods & Nutrition project, other 4-H'ers may enter in open class. Pre-registration by July 9th for the contest is required. Only one place setting per person is allowed.
2. Set up time will be Monday, July 21st from 10:00am to 11:00am.
3. Each setting will have 24x30 inches to work within. The table area will be marked. Practice at home to be sure you don't exceed your allowed space. Centerpieces are acceptable, if appropriate.
4. Please refer to the Finney County Extension webpage for information on menu writing and table setting. Entries will be judged according to those guidelines.
5. Plan a well-balanced menu that you would prepare. Menu should be appropriate for your age and skill level. Type or print menu on a 5x8 card or paper. Indicate your theme and your name on the card
6. Please label everything with your name. Valuable or sentimental items should not be included in the displays. We will not be responsible for broken or lost items.
7. Complete construction of table setting must be done at the fair by the exhibitor. Only exhibitors will be allowed in the contest area.
8. Cash will be awarded to the top 3 in each class. The first place winners will receive \$75, second place receives \$50, and third place receives \$25
9. No alcoholic beverages on the menu or objectionable themes will be allowed and are subject to disqualification by choice of superintendents or judge.

CLASS

- 3665 Table Setting Contest – 4-H
3666 Table Setting Contest – Youth Open
3667 Table Setting Contest – Adult Open

4-H FOOD PRESERVATION

1. Read General Rules.
2. 4-H'ers will receive a schedule with the time they are to meet with the judge.
3. All exhibits must be preserved in the current 4-H year. Members must be enrolled in the Foods and Nutrition Project to be eligible for exhibition.
4. No alcohol should be included as an ingredient in food entries. Entries with alcohol in the recipe will be disqualified and not be judged.
5. Recipes and processing methods from the sources below are recommended. Recipes must be from current, tested resources listed below AND MUST BE ADJUSTED FOR ALTITUDE based on

RULES ARE SUBJECT TO CHANGE WAITING ON STATE FAIRS FINAL RULES

your processing location, or it will be disqualified. Processing methods that will be disqualified include: open kettle canning, oven canning, sun canning and using electric multi-cookers. If using the Presto Precise® Digital Pressure Canner, please indicate the appliance is used for either water bath or pressure canning

6. Untested recipes will be disqualified for food safety reasons. Tested recipe sources include:
 - K-State Research and Extension Food Preservation publications
 - Other University Extension Food Preservation publications
 - USDA Complete Guide to Home Canning, @2015
 - So Easy to Preserve, 6th edition, The University of Georgia Cooperative Extension Service
 - Ball® Blue Book Guide to Preserving, Edition 38
 - Ball® Complete Book of Home Preserving, @2024
 - Canning mixes (i.e. Mrs. Wage's, Ball®) • Pectin manufacturers (i.e. SureJell, Ball®)
 - KSRE Rapid Response Center Preservation Recipes • National Center for Home Food Preservation
 - Ball® and Kerr 3.
7. Exhibitors may enter two exhibits per class.
8. Exhibits must be sealed in clean, clear standard canning jars, with matching brand (ex: use Ball lids on Ball jars, or Kerr lids on Kerr jars, etc.) two piece lids. Do not use colored jars. Do not add fancy padded lids, fabric over wraps or cozies as they interfere with the judging process. No fancy packs unless recipe states to do so (ex: pickled asparagus).
9. Jars must be sealed when entered
10. For food safety reasons, the size of jars used must not be larger than the jar size stated in the recipe. Note: There are 12-ounce, 24-ounce and 28-ounce canning jars available and may be used. Use pint jar process recommendations for 12 ounce jars. Use quart jar process recommendations for 24 ounce and 28 ounce jars.
11. If dried food product is not in a canning jar, it will be lowered one ribbon rating. Suggested amount: 1/3 – ½ cup, or three or four pieces per exhibit. All meat jerky must be cooked to 160 degrees F before or after drying. Dried products must include the recipe, preparation steps and heating instructions. Jerky not heated to an internal temperature of 160 degrees F will be disqualified and not be judged. Heating information can be found at www.fcs.uga.edu.
12. Each jar exhibited must be labeled. Label must not cover brand name of jar. The label must have Class Number, Division, Product, Canning Method, (water bath, dial gauge pressure method or weighted gauge pressure method), process time, and amount of pressure (psi) when pressure canning method is used, date processed including month and year, Name, Address, and County. Jars without labels will not be judged. Labels are available at the Extension Office.
13. Each exhibit must have the complete recipe and instructions attached with the entry card, or it will be lowered one ribbon placing. Recipe must include exhibitor name, recipe source, date of publication and altitude where food processed.
14. Champion and Reserve Champion ribbons will be awarded in each class if the judge considers the exhibits worthy.
15. Overall Grand Champion and Reserve Grand Champion rosettes will be awarded if the judge considers the exhibits worthy.

CLASS

1650	Sweet Spreads, 1 jar
1651	Fruits/Juices, 1 jar
1652	Tomatoes/Tomato Products, 1 jar
1653	Low Acid Vegetables (corn, green beans, etc.), 1 jar

RULES ARE SUBJECT TO CHANGE WAITING ON STATE FAIRS FINAL RULES

- 1654 Pickles and Relishes, 1 jar
- 1655 Meat, 1 jar
- 1656 Dried Food, 1 kind to be in a small jar.

OPEN CLASS FOOD PRESERVATION

1. Read General Rules.
2. All exhibits must have been preserved since the conclusion of last year's fair.
3. Recipes and processing methods from the sources below are recommended. Recipes must be from current, tested resources listed below AND MUST BE ADJUSTED FOR ALTITUDE based on your processing location, or it will be disqualified. Processing methods that will be disqualified include: open kettle canning, oven canning, sun canning and using electric multi-cookers. If using the Presto Precise® Digital Pressure Canner, please indicate the appliance is used for either water bath or pressure canning
4. Untested recipes will be disqualified for food safety reasons. Tested recipe sources include:
 - K-State Research and Extension Food Preservation publications
 - Other University Extension Food Preservation publications
 - USDA Complete Guide to Home Canning, @2015
 - So Easy to Preserve, 6th edition, The University of Georgia Cooperative Extension Service
 - Ball® Blue Book Guide to Preserving, Edition 38
 - Ball® Complete Book of Home Preserving, @2024
 - Canning mixes (i.e. Mrs. Wage's, Ball®) • Pectin manufacturers (i.e. SureJell, Ball®)
 - KSRE Rapid Response Center Preservation Recipes • National Center for Home Food Preservation
 - Ball® and Kerr 3.
5. Alcohol should NOT be included as an ingredient in food entries. Entries with alcohol in the recipe will be disqualified and not be judged.
6. Two entries per individual per class. Entries must be from separate recipes.
7. Exhibits must be sealed in clean, clear standard canning jars, with matching brand (ex: use Ball lids on Ball jars, or Kerr lids on Kerr jars, etc.) two piece lids. Do not use colored jars. Do not add fancy padded lids, fabric over wraps or cozies as they interfere with the judging process. No fancy packs unless recipe states to do so (ex: pickled asparagus).
8. For food safety reasons, the size of jars used must not be larger than the jar size stated in the recipe. Note: There are 12-ounce, 24-ounce and 28-ounce canning jars available and may be used. Use pint jar process recommendations for 12 ounce jars. Use quart jar process recommendations for 24 ounce jars and 28 ounce jars.
9. In the dried fruit classes, place 1/3 to 1/2 cup or 3 to 4 pieces in a small glass jar or clear plastic bag.
10. Each jar exhibited must be labeled. Label must not cover brand name of jar. The label must have Class Number, Division, Product, Canning Method, (water bath, dial gauge pressure method or weighted gauge pressure method), process time, and amount of pressure (psi) when pressure canning method is used, date processed including month and year, Name, Address, and County. Jars without labels will not be judged. Labels are available at the Extension Office.
11. Each exhibit must have the complete recipe and instructions attached with the entry card, or it will be lowered one ribbon placing. Recipe must include exhibitor name, recipe source, date

RULES ARE SUBJECT TO CHANGE WAITING ON STATE FAIRS FINAL RULES

of publication and altitude where food processed. . If using Mrs. Wage's or Ball® mixes, indicate the date the mix was purchased.

12. Jars must be sealed when entered.
13. Exhibitors will be paid for 1st, 2nd and 3rd place only. This applies to each class within the division. Champion and Reserve Champion ribbons will be awarded in each division; Juices; Pickles and Relishes; Vegetables; Fruits; Meats; Sweet Spreads; and Dried Foods, if the judge considers the exhibits worthy.
14. Overall Grand Champion and Reserve Grand Champion rosettes will be awarded if the judge considers the exhibits worthy.

JUICES, PICKLES, AND RELISHES CLASS

- | | |
|------|-----------------------------------|
| 3700 | Juice |
| 3701 | Pickles, Sour 1 jar |
| 3702 | Pickles, Sweet, 1 jar |
| 3703 | Pickles, Bread & Butter, 1 jar |
| 3704 | Pickles, Other, 1 jar |
| 3705 | Pickled Beets, 1 jar |
| 3706 | Pickled Okra, 1 jar |
| 3707 | Fruits or Vegetable Relish, 1 jar |

VEGETABLES CLASS

- | | |
|------|------------------------------|
| 3708 | Asparagus, 1 jar |
| 3709 | Green Beans, 1 jar |
| 3710 | Wax Beans, 1 jar |
| 3711 | Beets, 1 jar |
| 3712 | Carrots, 1 jar |
| 3713 | Corn, 1 jar |
| 3714 | Mixed Vegetables, 1 jar |
| 3715 | Tomatoes, 1 jar |
| 3716 | Other Vegetable, 1 jar |
| 3717 | Salsa, 1 jar |
| 3718 | Tomato Sauce, 1 jar |
| 3719 | Pizza/Spaghetti Sauce, 1 jar |
| 3720 | Soup, without meat |

FRUITS CLASS

- | | |
|------|--------------------|
| 3721 | Apples, 1 jar |
| 3722 | Applesauce, 1 jar |
| 3723 | Cherries, 1 jar |
| 3724 | Peaches, 1 jar |
| 3725 | Pears, 1 jar |
| 3726 | Plums, 1 jar |
| 3727 | Pie Filling, 1 jar |
| 3728 | Other Fruit, 1 jar |

MEATS CLASS

- | | |
|------|-----------------|
| 3729 | Meats, 1 jar |
| 3730 | Soup, with meat |

RULES ARE SUBJECT TO CHANGE WAITING ON STATE FAIRS FINAL RULES

SOFT SPREADS CLASS

- 3731 Marmalades, 1 jar
- 3732 Preserves, 1 jar
- 3733 Jellies, 1 jar
- 3734 Jams, 1 jar
- 3735 Butter, Fruit, 1 jar

DRIED FOODS CLASS

- 3736 Fruit
- 3737 Vegetable
- 3738 Meat
- 3739 Miscellaneous

4-H FORESTRY

1. All leaf exhibits are to be mounted on 8½" x 11" heavy stock paper and placed in loose leaf binders. (Magnetic or adhesive filler sheets for photographic prints or sheet protectors are recommended.) Twigs and fruit collections may be exhibited in whatever manner you choose. Maximum tri fold size is 3' x 4'. Resources for exhibiting are located on the Kansas 4-H forestry project webpage.
2. Name, club, age, and year in project should be on front cover or in a prominent location.
3. Leaves should be identified with an appropriate label located near the leaf on the same page. These labels should include (1) The proper common name as listed in the 4H334, "List of Native Kansas Forest Trees" (2) Scientific Name (Optional in 2025 and required in 2026) (3) Location (city and or county) where collected; and (4) date (day, month, year) or (month, day, year) collected.
4. Divide specimens into the following two sections: Native Kansas Trees, and NonNative Trees.
5. New specimens are those specimens collected during the current 4-H year and cannot be a duplicate tree species of previously displayed specimens.
6. Group specimens according to the years collected (ex. "old-previous years" and "new").
7. Variations of varieties do not count as different species or specimens.
8. When replacing previously displayed samples, due to degradation, improper mounting or incorrect identification, the specimen label must also be updated. Replacements do not count as new specimens. Replacements should be displayed in the "old previous" section of the display.
9. If you retrieve information for your forestry exhibit, you must include a reference citation to the source.
10. In all leaf collections, exhibit one complete leaf where possible. If leaf is too large, exhibit as much as possible. Sketch in reduced scale the entire leaf and illustrate where the exhibited portion is from. Note: A "leaflet" is incorrect when displayed as the complete leaf for the tree.
11. All work must show originality. Leaf collections and displays should not closely resemble work done by others in the same club.
12. Champion and Reserve Champion ribbons will be awarded in each division if the judge considers the exhibits worthy.
13. Overall Grand Champion and Reserve Grand Champion rosettes will be awarded if the judge considers the exhibits worthy.

JUNIOR 4-H FORESTRY

CLASS

- 1055 Jr. Leaf Collection (Leaves from ten different native Kansas trees.)
- 1056 Jr. Leaf/Twig/Fruit Collection (Leaves, twigs, and fruit from five different native Kansas trees.)
- 1057 Jr. How a Tree Grows' Educational Display or Notebook (Demonstrate seed germination and growth)

RULES ARE SUBJECT TO CHANGE WAITING ON STATE FAIRS FINAL RULES

1058 Jr. Tree Appreciation' Educational Display or Notebook (Present all aspects of one native Kansas tree)

1059 Jr. Tree I.D. Educational Display (Discuss and implement tree identification techniques)

INTERMEDIATE 4-H FORESTRY

CLASS

1060 Inter. Leaf Collection (Leaves from ten different native Kansas trees.)

1061 Inter. Leaf/Twig/Fruit Collection (Leaves, twigs, and fruit from five different native Kansas trees.)

1062 Inter. How a Tree Grows' Educational Display or Notebook (Demonstrate seed germination and growth)

1063 Inter. Tree Appreciation' Educational Display or Notebook (Present all aspects of one native Kansas tree)

1064 Inter. Tree I.D. Educational Display (Discuss and implement tree identification techniques)

SENIOR 4-H FORESTRY

CLASS

1065 Sr. Leaf Collection (Leaves from ten different native Kansas trees.)

1066 Sr. Leaf/Twig/Fruit Collection (Leaves, twigs, and fruit from five different native Kansas trees.)

1067 Sr. How a Tree Grows' Educational Display or Notebook (Demonstrate seed germination and growth)

1068 Sr. Tree Appreciation' Educational Display or Notebook (Present all aspects of one native Kansas tree)

1069 Sr. Tree I.D. Educational Display (Discuss and implement tree identification techniques)

4-H GEOLOGY

1. Exhibitor may enter in both geology and lapidary classes. Exhibitor may show in only one of the first four geology classes (1065, 1066, 1067, or 1068). Exhibitor may also show in geology class 1069 (Educational Exhibit), 1070 Mineralogy, 1071 Fossils, 1072 Rocks and in one lapidary class.
2. The exhibit box should be 18'x 24'x 3 1/2'. Plexiglass covers are required. Boxes with glass covers WILL NOT be accepted. All specimens are to be arranged across the narrow (18") dimension of the exhibit box, making the exhibit 18" across the top and 24" deep exactly. If a box has a sliding plexiglass cover must be removable from the top. Screws, locks, or other devices that would prevent judges from re-moving plexiglass cover should not be used. For Lapidary classes 1073-1077 only, the dimensions of the box should be appropriate for the display but should not exceed 18'x 24'x 3 1/2'.
3. Each exhibitor is required to identify each display box by placing an identification label bearing name, district, and number of specimens in the upper left-hand corner of the Plexiglas cover (inside-use clear double-sided tape to adhere gummed labels) and by attaching a label with the same information to the lower right corner of the box (outside).
4. Specimens should be labeled with the number of the specimens, date collected, specimen name or description, and locality (county only) where collected.
5. Champion and Reserve Champion ribbons will be awarded in Basic, Intermediate, Advanced Geology I, Geology Educational Exhibit, Mineralogy, Fossils, Rocks, Lapidary I, Lapidary II, Lapidary III, Lapidary IV and Lapidary V.
6. Overall Grand Champion and Reserve Grand Champion rosettes will be awarded in Geology and Lapidary if the judge considers the exhibits worthy.

GEOLOGY

RULES ARE SUBJECT TO CHANGE WAITING ON STATE FAIRS FINAL RULES

1. For the geology classes 5200, 5201, 5202 and 5203, specimens should be mounted in the box by proper groups: rocks, minerals, fossils. Fossils must be identified to the Phylum, Class and Genus level. Genus name is to begin with a capital letter. Species name is all lower case. Genus and species names must either be italicized or underlined, not both. The words “phylum, class, genus” on labels are to be spelled out, not abbreviated. More than one specimen of the same kind of rock or mineral or species of a fossil may be exhibited if this duplication represents different geological formations. Specimen label must show this distinction (Fort Hays limestone, not just limestone; calcite from the Greenhorn Formation, not just calcite; Phylum: Brachiopoda Class: Articulata Genus: Composita from the Morrill Limestone Member, not just Phylum: Brachiopoda Class: Articulata Genus: Composita).
2. For geology classes 1065, 1066, 1067, 1068, 1070, 1071 and 1072 all specimens must be collected by the participant (not purchased) from locations in Kansas, with the exception of Tri-State Mining Area specimens collected from these three adjacent counties: Ottawa County, OK; Newton and Jasper Counties, MO. Other out of state specimens will not count in the minimum number for the class, nor will they be considered in the judging.

CLASS

- 1070 **Basic Geology:** Display at least 15 rocks, minerals, or fossils collected during the current 4-H year. Exhibitor is limited to one exhibit box. Only those exhibiting for the first time may enter this class.
- 1071 **Intermediate Geology:** Display at least 30 different rocks, minerals, or fossils, at least 5 of each. Fifteen must be collected during the current 4-H year. Exhibitor is limited to one exhibit box. This class is open to those exhibiting either first or second time.
- 1072 **Advanced Geology I:** Display at least 45 rocks, minerals, or fossils, at least 5 of each. Fifteen must be collected during the current 4-H year. Exhibitor is limited to two boxes. This class is open to those exhibiting either third or fourth time. Identify the rocks as igneous, metamorphic or sedimentary. These rock types must be spelled out on labels or have a legible key.
- 1073 **Advanced Geology II:** Display at least 60 rocks, minerals, or fossils, at least 5 of each. Fifteen must be collected during the current 4-H year. Exhibitor is limited to two boxes. This class is open to those exhibiting their fifth time. Identify the rocks as igneous, metamorphic or sedimentary. These rock types must be spelled out on labels or have a legible key.
- 1074 **Geology Educational Exhibit:** Exhibit relating to everyday living; or to a mineral rest, a rock formation, geological history, species of a fossil, forms of one mineral, a variation of one kind or rock, archaeological artifacts, or Indian artifacts. Digital formats are accepted. Exhibit limited to 4 feet of table space. Care should be taken to use durable materials that will with stand fair conditions. Exhibitor may show in the class regardless of number of times he or she has exhibited or whether exhibitor has entries in classes 1065, 1066, 1067, or 1068. Exhibitor may also exhibit in lapidary class.
- 1075 **Minerology:** Display a minimum of 15 mineral specimens collected in Kansas, at least 5 of which have been collected during the current 4-H year. The minerals are to be grouped by mineral class (i.e.: Carbonates, Oxides, Silicates) and at least 3 classes must be represented. The member must use one standard display box. The specimens must be labeled with the number of the specimen, date collected, name of specimen, county where collected and chemical composition (ie: CaCO₃ for calcite) if known.
- 1076 **Fossils:** Display a minimum of 15 fossil specimens collected by the participant in Kansas, at least 5 of which have been collected during the current 4-H year. The fossils are to be grouped by Phylum and Class, and at least 3 phyla must be represented (Brachiopoda, Chordata, Mollusca,

RULES ARE SUBJECT TO CHANGE WAITING ON STATE FAIRS FINAL RULES

etc.) The member must use one standard display box. The specimens must be labeled with the number of the specimen; date collected; county where collected; formation, member, or source; phylum, class, and genus or part; and geologic age (Cretaceous, Permian, Pennsylvanian, etc.).

- 1077 **Rocks:** Display a minimum of 15 rock specimens collected in Kansas, at least 5 of which have been collected during the current 4-H year. Rocks are to be grouped by the 3 rock classes (Sedimentary, Igneous, and Metamorphic). You must display at least one specimen from each of the three classes. The specimens must fit in one standard display box. Specimen labels must include a specimen number, the date collected, name of specimen, and the county where collected. All rocks must be identified by the formation and member name (Examples: Fort Hays Limestone, Member of the Niobrara Chalk Formation) or source (Examples: Rocky Mountain Outwash, glacial till).

4-H / FFA GOATS

(MEAT)

1. Finney County Fair Board and West Plains Extension District will govern the final ruling if there is a conflict between the Special Rules, General Rules, or 4-H & FFA Rules. Exhibitors are expected to comply with all rules and the Finney County Fair and Kansas 4-H Codes of Conduct. Those failing to comply with the rules are subject to award cancellations and disqualification from future participation in the Finney County 4-H shows and/or exhibits. K.S.A 60-4001 provides that any participant in domestic animal activities assumes the inherent risks of when such participant engages in a domestic animal activity.
2. All entries must be made by the designated fair entry deadline. For entry deadlines and youth age divisions, see General Fair Rules.
3. Animals are not eligible to be shown in both breeding and market classes.
4. An exhibitor may show a maximum of 4 market, 2 breeding goats, and 1 bottle goat.
5. All goats must have an official USDA premise ID scrapie tag prior to being given a 4-H ID tag. This tag is also required for all animals stalled during and shown at the county fair
6. Market Meat Goats must be born on or after DECEMBER 1 of the previous year. The standing milk teeth rule is still in place and will hold priority over the date born. Milk teeth are the bottom two center teeth, and both must be present. Milk teeth generally fall out around 12 months of age. The decision will be made at check-in by the fair contracted veterinarian. **ONLY MILK TEETH RULE WILL DETERMINE THE AGE FOR THE 2026 FAIR.**
7. All market animals must be owned and tagged with a 4-H tag by May 1st. A 4-H Agent and a Livestock Superintendent must witness. Exceptions due to extenuating circumstances may be approved by a majority vote from the 4-H Superintendents, agents, and livestock committee.
8. Ages for Breeding Goat Classes will be as follows:
 - a. Doe Kids: born on or after December 1 of the previous year
 - b. Yearling Does: 1-2 years old
 - c. Senior Does: 2 years or older
9. All breeding animals must be owned and either tagged with a 4-H tag or have registration papers turned into the office by May 1st. Exceptions due to extenuating circumstances may be approved by a majority vote from the 4-H Superintendents, agents, and livestock committee.

RULES ARE SUBJECT TO CHANGE WAITING ON STATE FAIRS FINAL RULES

10. HORNS: If horned, the horns must be tipped and rounded. Tipping and removing horns is not allowed on the grounds and will result in disqualification
11. Animals must be shown with a chain, collar, or halter.
12. The goat show will be a "blow and go" show. The use of paint, glue, adhesives, mousse, powder, and boning soaps will not be allowed. (Nothing stiff or sticky; must be able to run a comb through the hair. Any product used must be water soluble). Animals may be checked before entering the ring and violators will be disqualified. No hair coloring will be allowed in grooming of goat exhibits. Any attempt to alter animal color or breed characteristics, including the addition of hair or added material, natural or man-made, is prohibited. Animals can be inspected and hand-wiped by the Goat Superintendents and/or agents at any time.
13. Market Goat classes will be shown by weight and split into divisions. Divisions and classes will be created by the Fair Entry System and can only be changed with the consensus of the 4-H Agent, FFA Advisor, and Goat Superintendent. There will be a minimum of 3 animals in a division/class. If divisions/classes don't meet the 3 animal minimum, they will be combined with the closest weight division.
14. Breeding classes will be split by age and then weight.
15. It is recommended to have a muzzle for your goats safety when penned.

BOTTLE GOATS

1. All bottle goats need to be tagged by July 1st.
2. The bottle goat class is for youth ages 7-13 (Juniors and Intermediates)
3. Kids must be fed on a bottle or bucket for at least 30 days.
4. Bottle Goats are not to show in the Breeding nor Market Goat classes and do not qualify for the Premium Auction or Carcass Show

CLASS

1753 Bottle Goat

BREEDING MEAT GOATS

1. All Breeding Goats are to be females (Does) only. No males (Bucks).
2. Shearing of Breeding Goats is optional.

CLASS

1754 Doe Kids, (born after Jan1, current year)
1755 Yearling Does, (1-2 yrs. Old)
1756 Senior Does (2 yrs. Or older)

MARKET MEAT GOATS

1. Male meat (wethers) and female meat (doe) goats are allowed to show in the meat goat show.
2. Any animal exhibiting cryptorchid characteristics (testicle and/or castration scar tissue) will be disqualified.
3. Weight: Meat goats shown in the market class must weigh a minimum of 50 pounds and can be any breed or combination of goat breeds. No maximum weight. Meat goats weighing under 50 lbs will be entered in the prospect class

RULES ARE SUBJECT TO CHANGE WAITING ON STATE FAIRS FINAL RULES

4. The minimum weight to sell a meat goat at the Premium Auction is 50 pounds. If sold through the premium auction, the animal may be taken home, selected for the carcass contest, or placed on the floor truck.
5. The minimum weight to participate in the Carcass Show is 75 pounds
6. Shearing: At the time of health check-in, all meat goats must be “slick shorn” with uniform hair length not to exceed 3/8” inch from the knee and hock joints up before arrival on grounds. Hair on the tail switch is permitted.

CLASS

- 1757 Market: Wether
1758 Market: Doe
1759 Prospect Market (under 50 lbs)

GOAT SHOWMANSHIP

1. All meat goat exhibitors are encouraged to participate in showmanship.
2. The animal used in Showmanship classes must be exhibited in a conformation 4-H/FFA division class, owned and shown by the showmanship exhibitor. If an exhibitor is enrolled in the 4-H/FFA project and has no animal entered in the 4-H/FFA division but does have an animal entered in the Open Class division the Open Class animal may be used.
3. Show order is Senior, Intermediate and Junior.
4. The top two in each class will go on to compete in Supreme Showman.

CLASS

- 1760 Goat Showmanship, Junior
1761 Goat Showmanship, Intermediate
1762 Goat Showmanship, Senior

OPEN CLASS GOATS

(MEAT)

1. Read General Rules.
2. Read General Livestock Rules.
3. Animals are not eligible to be shown in both breeding and market classes.
4. **An exhibitor may show a maximum of 4 market and 2 breeding goats.**
5. Animals must be shown with a chain, collar, and halter.
6. All goats must have a registered tattoo or an official USDA premise ID scrapie tag.
7. Teeth: All meat goats must have baby teeth (temporary teeth) in place with no visible signs of permanent teeth. Decision on teeth will be made by attending superintendent and veterinarian.
8. Horns: All meat goats are suggested to be dehorned. However, (due to safety factor) if horns are left, they should be tipped and rounded (not less than the diameter of a dime at the end) at least 4-6 weeks before the fair.
9. Bracing: Feet may be lifted when setting up; however, goats must have all four feet touching the ground when being handled by the judge. Exhibitors may not alter the arena floor when setting up goats, the arena floor must be left level.
10. The goat show will be a “**blow and go**” show. The use of paint, glue, adhesives, mousse, powder, and boning soaps will not be allowed. (Nothing stiff or sticky; must be able to run a comb through the hair. Any product used must be water soluble). Animals may be checked before entering the ring and violators will be disqualified. No hair coloring will be allowed in

RULES ARE SUBJECT TO CHANGE WAITING ON STATE FAIRS FINAL RULES

grooming of goat exhibits. Any attempt to alter animal color or breed characteristics including the addition of hair or added material, natural or man-made (excluding false tail switches) is prohibited. Animals will be subject to inspection and hand wiped by the Goat Superintendents and/or agents at any time.

11. Goat classes will be split by weight at the discretion of the superintendents.
12. Exhibitors will be paid for 1st, 2nd and 3rd place only. This applies to each class within the division. Grand Champion and Reserve Grand Champion rosettes will be awarded in each division if the judge considers the exhibits worthy.

MARKET MEAT GOATS

1. Male meat (wethers) and female meat (doe) goats are allowed to show in the meat goat show.
2. Any animal exhibiting cryptorchid characteristics (testicle and/or castration scar tissue) will be disqualified.
3. Weight: Meat goats shown must weigh a minimum of **50** pounds if sold to the floor.
4. Shearing: All meat goats must be "slick shorn" with an equal amount of hair, above the knee and hock (head and belly excluded) prior to check-in time. A maximum of 0.4 inch of hair is permitted. Hair on the tail switch is permitted.

CLASS

3750 Meat Goat- Wether

3751 Meat Goat- Doe

BREEDING MEAT GOATS

1. Breeding Does: All Breeding Meat Goats are to be females (Does) only. No males (Bucks).
2. Age of the animal will determine class.
3. Identification: All breeding meat goat does (female) must be identified with an official USDA Premise Identification scrapie tag or an official tattoo.
4. Shearing of Breeding Meat Goats is optional.
5. Grand Champion and Reserve Grand Champion rosettes will be awarded in each division if the judge considers the exhibits worthy.

CLASS

3752 Doe Kids born Jan 1 or later of current year

3753 Yearling Does, 1 to 2 years

3754 Senior Does, 2 years or older

PEEWEE SHOWMANSHIP

1. Youth ages 6 and under. Exhibitors do not need to own the animal and may be assisted by another person for safety reasons.
2. All participants will receive a participation ribbon.

CLASS

3755 Goat Showmanship, Peewee

4-H/FFA HORSES

1. Finney County Fair Board and West Plains Extension District will govern the final ruling if there is a conflict between the Special Rules, General Rules, or 4-H & FFA Rules. Exhibitors are expected to comply with all rules and the Finney County Fair and Kansas 4-H Codes of Conduct. Those failing to comply with the rules are subject to award cancellations and disqualification from future participation in the Finney County 4-H shows and/or exhibits. K.S.A 60-4001 provides that

RULES ARE SUBJECT TO CHANGE WAITING ON STATE FAIRS FINAL RULES

any participant in domestic animal activities assumes the inherent risks of when such participant engages in a domestic animal activity.

2. All entries and submissions of the required state safety video must be made by the designated fair entry deadline. For entry deadlines and youth age divisions, see General Fair Rules. **WILL BE ENFORCED AT COUNTY FAIR 2026.**
3. 4-H'ers are to follow the "Kansas 4-H Horse Show Rule Book regulations." Due to weather, the dress code will be enforced, subject to change based on the discretion of West Plains Extension Staff and Superintendent. Exhibitors will receive a contestant number to be worn when showing.
4. Stallions cannot be exhibited in any class.
5. All Horse Identification Certificates must be submitted to the Extension office by June 1st.
6. All horses are required to have evidence of a negative equine infectious anemia (EIA/Coggins) test conducted within 12 months before exhibition. Coggins test is due to the Extension office by July 15th.
7. All animals must be checked in and free of signs of unsoundness, neglect, or disease. Judges can disqualify a horse if deemed unsound.
8. If a member chooses to show at county, district, or state shows, they may own or lease a horse, but must manage the horse 75% of the time, whether owned or leased.
9. Exhibitors will not stall horses on Fairgrounds.
10. 4-H Horse Project Members are not limited in the number of horses they may exhibit in halter. If a 4-H member has multiple horses in a halter class, the horse must be exhibited by another currently enrolled Kansas 4-H member.
11. Horses are to be exercised and warmed up in designated areas.
12. If class entries are considered insufficient (less than three entries), show management has the option to combine classes. Champion Ribbons are not required to be awarded in classes with less than three participants but may be awarded at the judge's discretion.
13. Awards will be at the discretion of the fair board
14. High Point Performance and High Point Speed:
 - a. A maximum of six (6) points will be given for each class regardless of the number of participants or the color of the ribbon received. For example: 10 participants – points will be awarded as 6-5-4-3-2-1. If 2 participants – points will be awarded as 6-5. Points will be tabulated by the rider.
 - b. In the case of a tie for the High Point Awards, the award will be given to the contestant with the highest placing in the following:
 - i. Points from Showmanship Classes will be used in case of a tie for High Point Performance Events
 - ii. Points from Barrels will be used in case of a tie for High Point Speed Events.

Halter Classes

1. Halter classes are based on the age of the horse:
 - a. Junior Horse: Four years old and younger as of January 1st of current year
 - b. Senior Horse: Five years old and older

RULES ARE SUBJECT TO CHANGE WAITING ON STATE FAIRS FINAL RULES

2. All breeds will be shown together, with the exception of ponies.
3. Ponies must not exceed 56 inches tall

CLASS

- 1900 Halter Mares – Senior Horse (for horses age 5 and older as of January 1st of current year)
- 1901 Halter Mares – Junior Horse (for horses age 4 and under as of January 1st of current year)
- 1902 Halter Geldings – Senior Horse (for horses age 5 and older as of January 1st of current year)
- 1903 Halter Geldings – Junior Horse (for horses age 4 and under as of January 1st of current year)
- 1904 Halter Pony - ALL

Performance Classes

SHOWMANSHIP

1. All horse exhibitors are encouraged to participate in the Showmanship class.
2. The animal used in this class must be exhibited in a 4-H/FFA division class.
3. All exhibitors must show their own animals.
4. Show order is Senior, Intermediate, and Junior.
5. The top two from each class will go on to compete in Supreme Showman.

CLASS

- 1905 Horse Showmanship – Senior (4-H Age 14-18)
- 1906 Horse Showmanship – Intermediate (4-H Age 10-13)
- 1907 Horse Showmanship – Junior (4-H Age 7-9)

WALK/TROT

1. Walk/Trot classes are open to 4-H'ers age 7 - 18 years old who identify as first- or second-year 4-H members.
2. Those exhibitors that show in 4-H Walk/Trot Western Pleasure cannot compete in 4-H Western Pleasure and vice versa.

CLASS

- 1908 Walk/Trot Pleasure

WESTERN PLEASURE

1. Those exhibitors that show in 4-H Walk/Trot Western Pleasure cannot compete in 4-H Western Pleasure and vice versa

CLASS

- 1909 Western Pleasure – Senior (14-18)
- 1910 Western Pleasure – Intermediate (10-13)
- 1911 Western Pleasure – Junior (7-9)
- 1912 Pony Western Pleasure (all ages?) – STATE FAIR HAS NON STOCK/PONY WESTERN PLEASURE. LOOKS LIKE ALL AGES

HORSEMANSHIP

CLASS

- 1913 Horsemanship – Senior (14-18)
- 1914 Horsemanship – Intermediate (10-13)
- 1915 Horsemanship – Junior (7-9)

RANCH HORSE TRAIL

CLASS

- 1916 Ranch Horse Trail – Senior (14-18)
- 1917 Ranch Horse Trail – Intermediate (10-13)
- 1918 Ranch Horse Trail – Junior (7-9)

RULES ARE SUBJECT TO CHANGE WAITING ON STATE FAIRS FINAL RULES

ENGLISH PLEASURE

CLASS

- 1919 English Pleasure – Senior
- 1920 English Pleasure- Intermediate
- 1921 English Pleasure - Junior

ENGLISH EQUITATION

CLASS

- 1922 English Pleasure – Senior (14-18)
- 1923 English Pleasure – Intermediate (10-13)
- 1924 English Pleasure – Junior (7-9)

HUNTER HACK

CLASS

- 1925 Hunter Hack – Senior (14-18)
- 1926 Hunter Hack – Intermediate (10-13)
- 1927 Hunter Hack – Junior (7-9)

RANCH HORSE RAIL

CLASS

- 1928 Ranch Horse Rail – Senior (14-18)
- 1929 Ranch Horse Rail – Intermediate (10-13)
- 1930 Ranch Horse Rail – Junior (7-9)

RANCH HORSE PATTERN

CLASS

- 1931 Ranch Horse Pattern – Senior (14-18)
- 1932 Ranch Horse Pattern – Intermediate (10-13)
- 1933 Ranch Horse Pattern – Junior (7-9)

SPEED EVENTS

BARREL RACING

CLASS

- 1934 Senior (14-18)
- 1935 Intermediate (10-13)
- 1936 Junior (7-9)

FLAG RACE

CLASS

- 1937 Senior (14-18)
- 1938 Intermediate (10-13)
- 1939 Junior (7-9)

POLE BENDING

CLASS

- 1940 Senior (14-18)
- 1941 Intermediate (10-13)
- 1942 Junior (7-9)

OPEN CLASS HORSES

1. No stallions allowed on show grounds.
2. All 4-H entries must be completed by due date listed under the “Finney County Special Notes” section of the Finney County Fairbook.

RULES ARE SUBJECT TO CHANGE WAITING ON STATE FAIRS FINAL RULES

3. All horses are shown at the owner's risk.
4. The age of a horse is determined as of January 1.
5. In open class, the horse owner must be listed but may be shown by trainer.
6. Open show will not be divided by age groups. All classes will include youth 7-18 and adults 19 and older. Youth 1-6 years old will not be permitted to participate.
7. Only non 4-H member youth can participate in the open show. 4-H members cannot participate in the Open Horse Show.
8. 4-H rules will be followed in all classes. Any changes in rules will be determined by Superintendents.
9. Horses in the Open Class shows will not be stalled at the fairgrounds. They will be required to remain only on the days of the show.
10. Exhibitors will be paid for 1st, 2nd and 3rd place only. This applies to each class within the division.

HALTER

1. Halter classes will include all ages of non 4-H youth and adults.
2. All breeds will be shown together, with the except for ponies.
3. Ponies must not exceed 56 inches tall and all ponies show together (all ages & both sexes)

CLASS

- 3900 Mares – Sr. & Jr. –OPEN (All Ages)
3901 Geldings – Sr. & Jr. –OPEN (All Ages)
3902 All Ponies

PERFORMANCE CLASSES

WESTERN PLEASURE

1. All breeds and sexes compete as one class.
2. Horses are to be shown at a walk, trot, and lope on a reasonably loose rein without undue restraint. Horses must work both ways around the ring at all three gaits to demonstrate their ability with different leads. The judge shall have the right to ask for additional work from any horse.
3. Horses are to be reversed to the inside (away from rail). Horses may be required to reverse at walk or trot or may be required to go from any gait to any other gait at the discretion of the judge.
4. No mechanical bits will be allowed.
5. Entries shall be penalized for being in wrong leads. Excessive speed is to be penalized.
6. This class will be judged on the performance and conformation of horse at the discretion of the judge.

CLASS

- 3903 Western Pleasure OPEN (All Ages)

WALK / TROT

1. Walk/Trot Classes is open to any age.
2. Those that show in Western Pleasure cannot show in Walk/Trot and and vice versa.

CLASS

- 3904 Walk/Trot—OPEN (All Ages)

WESTERN HORSEMANSHIP

1. All breeds and sexes compete as one class.
2. The judges will designate a pattern.

CLASS

- 3905 Western Horsemanship– OPEN (All Ages)

RULES ARE SUBJECT TO CHANGE WAITING ON STATE FAIRS FINAL RULES

WORKING RANCH HORSE

1. All breeds and sexes compete as one class.

CLASS

3906 Working Ranch Horse – OPEN (All Ages)

TRAIL CLASS

1. All breeds and sexes compete as one class.
2. The judges will designate one pattern from "Kansas 4-H Horse Shows Rule Book" or will designate a pattern from breed associations.
3. Performance of the horse will count 80 points and the rider 20 points.
4. Champion and Reserve Champion ribbons will be awarded in each class if the exhibits are deserving.

CLASS

3907 Trail Class—OPEN (All Ages)

SPEED EVENTS: BARREL RACING, POLE BENDING AND FLAGS

1. Speed events will take place on the same day as the horse show.
2. All breeds and sexes compete as one class.
3. Champion and Reserve Champion ribbons will be given in each class.
4. If there is an overall selected then a Grand Champion and Reserve Grand Champion rosettes will be awarded to over top placers.

CLASS

3908 Barrels – OPEN (All Ages)

3909 Flags- OPEN (All Ages)

3910 Poles – OPEN (All Ages)

MISCELLANEOUS EVENTS

3911 Therapeutic Horsemanship Exhibition

4-H / FFA HORTICULTURE

(Horticulture and Landscape Design)

1. All exhibits must be grown by the exhibitor.
2. Exhibits should be mature acceptable to commercial production.
3. Each exhibitor may enter one Garden Display. Each exhibitor may enter three exhibits per class (Small Vegetable Specimen Plate, Medium Vegetable Specimen Plate, Large Vegetable Specimen Plate, Fresh Culinary Herbs, Small Fruits, Tree Fruits, and Grapes), provided each exhibit is of a different type produce.
4. Champion and Reserve Champion ribbon will be awarded in the following divisions: Garden Display, Small Vegetable Specimen Plate, Medium Vegetable Specimen Plate, Large Vegetable Specimen Plate, Fresh Culinary Herbs, Small Fruits, Tree Fruits, and Grapes
5. 4-H/FFA exhibits that are eligible, may be selected and advance to the Kansas State Fair.
6. Overall Grand Champion and Reserve Grand Champion rosettes may be awarded if the judge considers the exhibits worthy. (Classes 1451-1457)

GARDEN DISPLAY

1. Each exhibitor in this class will be limited to four square feet of display space. The Garden Display must be exhibited in a tray, basket or container that can be easily moved by the superintendent.

RULES ARE SUBJECT TO CHANGE WAITING ON STATE FAIRS FINAL RULES

2. Exhibit consists of five different fresh vegetables or fruits. Only one variety of each type of vegetable or fruit may be exhibited.
 - Large Vegetables: One Each: Cabbage, Cantaloupe, Eggplant, Large Pumpkin, Squash, Watermelon
 - Medium Vegetables: Five Each: Beets, Carrots, Cucumbers, Decorated Gourds, Potatoes, Miniature Pumpkins, Okra, Onions, Peppers, Radishes, Sweet Potatoes, Tomatoes, or other similar sized vegetable.
 - Small Vegetables: Twelve Each: Green Snap Beans, Yellow Wax Beans, English peas, or other similar sized vegetables.
 - Small Fruits: One half pint box: Strawberries, Blackberries, Raspberries, or other similar sized fruits.
 - Tree Fruits: Five each: Apples, Pears, Peaches, or similar sized fruits.
 - Grapes: 2 bunches
3. Canned products and shelled vegetables are not acceptable.
4. Only one variety of each type of vegetable or fruit may be exhibited.

CLASS

1450 Garden Display

PRODUCE EXHIBITS

1. Each exhibitor may enter three exhibits per class provided each exhibit is a different type of produce and adheres to class specifications.
 - Large Vegetable Specimens: Watermelon, Summer Squash, Winter Squash, Large Type Pumpkin, Eggplant, Cabbage, Cantaloupe, etc.
 - Medium Vegetable Specimens: Cucumbers, Tomatoes, Beets, White Onion, Yellow Onions, Red Onions, Peppers (bell, etc), Okra, Parsnips, Radishes, Turnips, Sweet Potatoes, Red Potatoes, White or Russet Potatoes, Carrots, Miniature Pumpkins, Decorative Gourds, etc.
 - Small Vegetable Specimens: Green Snap Beans, Yellow Wax Beans, Cherry Tomatoes, etc.
 - Fresh Culinary Herbs: Parsley, Basil, Dill, etc. (Must be placed in a disposable container of water. Dried herbs are not accepted).
 - Small Fruits: Strawberries, Blackberries, Raspberries, etc.
 - Tree Fruits: Apples, Pears, Peaches, etc.
 - Final class specification will be determined by the superintendent and extension agent.

CLASS

1451 Large Vegetable Specimen (1)
1452 Medium Vegetable Specimens (plate of 5)
1453 Small Vegetable Specimens (plate of 12)
1454 Fresh Culinary Herbs (6 or comparable quantity)
1455 Small Fruits (half pint box or comparable quantity)
1456 Tree Fruits (plate of 5)
1457 Grapes (plate of 2 bunches)

OPEN CLASS HORTICULTURE

1. Read General Rules.
1. All exhibits must be grown by the exhibitor.
2. Exhibits are to be mature, and acceptable to commercial production.

RULES ARE SUBJECT TO CHANGE WAITING ON STATE FAIRS FINAL RULES

3. Each exhibitor may enter one Garden Display. Each exhibitor may enter three exhibits per class (Small Vegetable Specimen Plate, Medium Vegetable Specimen Plate, Large Vegetable Specimen Plate, Fresh Culinary Herbs, Small Fruits, Tree Fruits, and Grapes), provided each exhibit is of a different type produce.
4. Youth and Adult entries will be judged separately.
5. Champion and Reserve Champion ribbon will be awarded in the following divisions: Garden Display, Small Vegetable Specimen Plate, Medium Vegetable Specimen Plate, Large Vegetable Specimen Plate, Fresh Culinary Herbs, Small Fruits, Tree Fruits, and Grapes.
6. Exhibitors will be paid for 1st, 2nd and 3rd place only. This applies to each class within the division. Grand Champion and Reserve Grand Champion rosette will be awarded from youth exhibits and from Adult exhibits if the judge considers the exhibits worthy.

GARDEN DISPLAY

1. Each exhibitor in this class will be limited to four square feet of display space. The Garden Display must be exhibited in a tray, basket or container that can be easily moved by the superintendent.
2. Exhibit consists of five different fresh vegetables or fruits. Only one variety of each type of vegetable or fruit may be exhibited.
 - Large Vegetables: One Each: Cabbage, Cantaloupe, Eggplant, Large Pumpkin, Squash, Watermelon
 - Medium Vegetables: Five Each: Beets, Carrots, Cucumbers, Decorated Gourds, Potatoes, Miniature Pumpkins, Okra, Onions, Peppers, Radishes, Sweet Potatoes, Tomatoes, or other similar sized vegetable.
 - Small Vegetables: Twelve Each: Green Snap Beans, Yellow Wax Beans, English peas, or other similar sized vegetables.
 - Small Fruits: One half pint box: Strawberries, Blackberries, Raspberries, or other similar sized fruits.
 - Tree Fruits: Five each: Apples, Pears, Peaches, or similar sized fruits.
 - Grapes: 2 bunches
3. Canned products and shelled vegetables are not acceptable.
4. Only one variety of each type of vegetable or fruit may be exhibited.

CLASS

3427 Garden Display

PRODUCE EXHIBITS

1. Each exhibitor may enter three exhibits per class provided each exhibit is a different type of produce and adheres to class specifications.
 - Large Vegetable Specimens: Watermelon, Summer Squash, Winter Squash, Large Type Pumpkin, Eggplant, Cabbage, Cantaloupe, etc.
 - Medium Vegetable Specimens: Cucumbers, Cherry Tomatoes, Tomatoes, Beets, White Onion, Yellow Onions, Red Onions, Peppers (bell, etc.), Okra, Parsnips, Radishes, Turnips, Sweet Potatoes, Red Potatoes, White or Russet Potatoes, Carrots, miniature Pumpkins, Decorative Gourds, etc.
 - Small Vegetable Specimens: Green Snap Beans, Yellow Wax Beans, etc.
 - Fresh Culinary Herbs: Parsley, Basil, Dill, etc. (Must be placed in a disposable container of water. Dried herbs are not accepted).
 - Small Fruits: Strawberries, Blackberries, Raspberries, etc.

RULES ARE SUBJECT TO CHANGE WAITING ON STATE FAIRS FINAL RULES

- Tree Fruits: Apples, Pears, Peaches, etc.
- Final class specification will be determined by the superintendent and extension agent.

CLASS

3428	Large Vegetable Specimen (1)
3429	Medium Vegetable Specimens (plate of 5)
3430	Small Vegetable Specimens (plate of 12)
3431	Fresh Culinary Herbs (6 or comparable quantity)
3432	Small Fruits (half pint box or comparable quantity)
3433	Tree Fruits (plate of 5)
3434	Grapes (plate of 2 bunches)

GARDENER'S BOUNTY

1. This division is for youth and adults combined. Separate awards will NOT be given for youth entries and adult entries.
2. Special awards will be given in for each class in this division. Largest specimens will be determined by weight. Decorated vegetable should last the duration of the fair.

CLASS

3469	Largest Watermelon
3470	Largest Squash or Zucchini
3471	Largest Pumpkin
3472	Tallest Sunflower
3473	Largest Sunflower
3474	Largest Tomato
3475	Largest Cucumber
3476	Decorated Vegetable (any vegetable)
3477	Scarecrow (display must be self-standing)
3478	Largest Turnip
3479	Largest Cabbage
3480	Largest Onion
3481	Largest Potato
3482	Largest Beet
3483	Largest Pepper

4-H INTERIOR DESIGN & ARCHITECTURE

(HOME ENVIRONMENT)

CLASS

- 1078 **Interior Room Design Board.** Select one room within your home or imaginary/future home (bedroom, bathroom, kitchen, etc.) to design. Create a basic floor plan showing wall footprint including any furniture, fixture and/or cabinet layout. Include any other illustrations, drawings or photographs to help support your design. Also include material/finish samples (wall treatments, floor covering, paint samples, etc.) Label drawings, material finishes and any additional information so the audience understands their intention. All finishes should be attached to the presentation board along with budget information and design intent.. To explain your design intent, write a brief description to be included on the design board. (no more than one page 8.5" x 11").
- Presentation boards must be foam core or a standard tri-fold display. Presentation board should be cut to size to fit all drawings, finish materials, images and written materials so it's

RULES ARE SUBJECT TO CHANGE WAITING ON STATE FAIRS FINAL RULES

easily viewed without being oversized. Workmanship, design layout and neatness should be taken into consideration when completing the presentation board.

- 1079 **Two Collages on Presentation Board.** In this project, develop two imaginary interior rooms. Each room should start out with identical dimensions and features (doors, windows, etc.) The function of the room can be up to you (bedroom, coffee shop, art studio, etc.) but should be the same for both rooms. For each space, use collage to create a feeling or mood for the occupants of the space. The mood created for one space should be the opposite or contrast to the second space. Choose a pair of contrasting words from the list provided in the Pilot project materials are located on the Kansas 4-H website under “projects” and “Interior Design & Architecture”.

Each collage must be on its own page. Maximum page size preference and maximum is 11 x 17; can use smaller dimensions if needed. Collages should utilize layers to convey a space that includes a background, midground and foreground. Once these are established, add as many additional layers as needed. Use print materials from magazines, colored paper, the internet, or other design materials to find furniture, lighting fixtures, textures and other Page | 71 elements to complete each collage. Don't worry too much about the functionality of the space but focus on materials and colors to create the mood of the space.

For each collage, write a brief description of your design intent. (one to three paragraphs total). Additionally, you may include research, inspiration imagery or any additional drawings that helped you design your space.

Adhere to both collages and design intent on a foam core presentation board. Label each collage with the descriptive words you selected from the list.

Foam core presentation board should be cut to size to fit all collages, images and written material so it's easily viewed without being oversized. Workmanship, design layout and neatness, and design strategy should be taken into consideration when completing your presentation board.

- 1080 **Two Diorama Models.** Similar to class 4401, 4-H Members will construct two dioramas, one for each space demonstrating contrasting moods. Each diorama will be designed within similar sized boxes. Boxes should be large enough to be easily viewed but no larger than 12" length x 10" height x 8" depth. Both rooms being depicted need to be the same size. Manipulation to the box is allowed (cutting open such as windows, etc.)

Dioramas should use layers to convey a space which includes a background, midground and foreground. Once you have these established, you can add as many layers as needed. Use print materials from magazines, scrapbook paper, colored paper, the internet or other design materials to find items such as floor, ceiling or wall coverings, furniture, lighting fixtures, textures and other elements to complete each room or diorama. Elements will need to be cut out and adhered to a rigid material such as foam core board or cardboard and securely placed inside the box to establish each background, midground and foreground to reflect the design of the room.

Don't worry too much about the function of the space, focus on materials and colors to create the mood of the space. Use openings in your container to experiment with the effect of light in your space.

Dioramas should not contain purchased toy figures, miniature furniture/cabinets or moveable parts, but may include securely adhered 3-dimensional elements of the the project member's own making. Elements should be adhered to materials easily found at home. For example: magazine photos, cardstock, plastic, cardboard, chipboard or other material to depict design finishes/elements within the diorama.

RULES ARE SUBJECT TO CHANGE WAITING ON STATE FAIRS FINAL RULES

Include small, foam core presentation board with the set of dioramas that includes design intent for each diorama and any research or inspiration imagery used to complete the dioramas.

Workmanship, design layout and neatness, and design strategy should be taken into consideration when completing your dioramas

Architecture Focus:

1081 Marble Maze or Enclosure. Create a space in which a marble will move through a sequence of rooms, enclosures or spaces. Use different types of elements and materials to enclose your spaces or guide the marble. Consider the size of the marble and how you want the space to feel – big and open or small and enclosed. Pay close attention to the sizes of architectural elements relative to the size of the marble.

To begin, identify a clear goal for the marble maze or enclosure. Use the glossary in the pilot project materials (located at www.Kansas4H.org under projects, then Interior Design & Architecture) for design vocabulary to help support the goal.

To construct the marble maze or enclosure, use household materials found around the home to create the structure. (cardboard, chipboard, construction paper, paper towel or toilet paper tubes, etc.). Materials don't have to be boring, but they should be functional. Don't be afraid to get creative with your construction materials when thinking of your overall goal and presentation.

No minimum size requirements for this project, but the base of the structure should be no larger than 18" x 24" (poster board size) and 12" in height.

In addition to your enclosure/maze, you may also present a small design board with illustrations/drawings to help the audience understand the path of travel for the marble, or the rules for which you designed.

Presentation board can be made from foam core or a small tri-fold display. Adhere illustrations, photos or drawings to the board with any other information useful to the viewer including design intent and goals you set for the marble maze/enclosure.

Write or type a brief description of your design intent (1-3 paragraphs total) to be included on the design board.

Workmanship, design layout and neatness, and design strategy should be taken into consideration when completing your enclosure.

1082 Marble Maze Presentation Board Only. Presentation board should be foam core or trifold display with below items attached:

Include drawings of your marble enclosure/maze design; (examples include floor plan, section, elevations, etc.)

In addition to your base drawings, include any illustrations/drawings to help your audience understand the path of travel for the marble. You may also include quality photographs that show the sequence of the marble moving through the built design. Images may be annotated, meaning you can use notes to explain your thoughts/design intent, on the board. This sequence of photos should visually tell the story of your design.

Write or type a brief description of your design intent (1-3 paragraphs in total) to be included on the presentation board.

Workmanship, design layout and neatness, and design strategy should be taken into consideration when completing your design board.

RULES ARE SUBJECT TO CHANGE WAITING ON STATE FAIRS FINAL RULES

4-H/FFA LAPIDARY

1. Lapidary will be judged on the following criteria:
 - Workmanship and Content- 60 points
 - Presentation and Showmanship – 30 points
 - Accuracy of information – 10 points
2. All lapidary specimens should be labeled with the following information:
 - Specimen Name
 - Place of Origin (county, state)
 - Purchased or self-collected
 - Date lapidary treatment began
 - Date lapidary treatment completed

CLASS

- 1083 **Lapidary I:** Display at least 5 varieties of polished (tumbled) specimens and 5 varieties of unpolished specimens that have not yet received lapidary treatment. These do not have to be an example of "before and after", nor do they have to be self-collected. Locales must be identified. Only those exhibiting lapidary for the first time may exhibit in this class.
- 1084 **Lapidary II:** Display before-and-after examples of at least 3 varieties of specimens, at least 2 tumbled- polished and 2 unpolished of each. There is no requirement that the 4-H'er collect any of these. Locales must be identified. Lapidary work should be done during the current 4-H year.
- 1085 **Lapidary III:** Display before-and-after examples of at least 6 varieties of specimens, at least 2 tumbled-polished and 2 unpolished of each. At least two varieties should be collected from the native site by the 4-H'er, at least one of which comes from Kansas. Locales must be identified. Lapidary work should be done on at least three varieties should be done during the current 4-H year.
- 1086 **Lapidary IV:** Display before-and-after examples of at least 9 varieties of specimens of at least 9 varieties of specimens, at least 2 tumbled-polished and 2 unpolished of each. At least three varieties should be collected from the native site by the 4-H'er, at least one of which comes from Kansas. Locales must be identified. Lapidary work should be done on at least three varieties should be done during the current 4-H year.
- 1087 **Lapidary V:** Exhibit at least 6 specimens that have not previously been exhibited, which have received treatment. Lapidary treatment may consist of polishing, and end, face, or flat lapping. Specimens must represent at least 3 different varieties and include at least three cabochons of any size or shape, only of which may be free-formed. A cabochon is a style of cutting in which the top of the stone forms a domed or curved convex surface. Three of the specimens must be mounted into jewelry findings.

OPEN MODELS AND INTERLOCK BLOCKS

1. Read General Rules.
2. An official entry card must be attached to the exhibit.
3. Exhibitors are limited to 2 entries per class.
4. Exhibits must be the result of current year's work and must be clean.
5. Youth and adult entries will be judged separately.
6. Please note on entry if exhibit is made from a kit or is an original design.

RULES ARE SUBJECT TO CHANGE WAITING ON STATE FAIRS FINAL RULES

7. Exhibitors will be paid for 1st, 2nd and 3rd place only. This applies to each class within the division. Champion and Reserve Champion ribbons will be awarded in each class if the judge considers the exhibits worthy.
8. Overall Grand Champion and Reserve Grand Champion rosettes will be awarded if the judge considers the exhibits worthy.

CLASS

- 3110 Model Airplanes, Ships, etc
- 3111 Model Vehicle
- 3112 Other Model
- 3113 Interlocking Blocks- Kit Construction
- 3114 Interlocking Blocks- Original Designs

4-H PET SHOW

1. Read General Rules.
2. Show will be held at the 4-H Building.
3. Exhibitors must be entered in the appropriate 4-H project for each division to enter.
4. Exhibitors are limited to one per class.
5. All cats and dogs entered must have a proof of rabies and distemper vaccinations signed by a graduate licensed and accredited veterinarian and must present certificates to superintendent during check in to be eligible to compete. It is also strongly recommended for dogs to have DH1, and current parvovirus vaccinations.
6. All cats and dogs must be on a leash at all times.
7. No dog "in season" will be allowed to show.
8. Champion and Reserve Champion ribbons will be awarded in each class if the judge considers the exhibits worthy.
9. Grand Champion and Reserve Grand Champion rosettes will be awarded overall if the judge considers the exhibits worthy.

AQUARIUM PETS

CLASS

- 1943 Bowl Show (1 or 2 fish in fish bowl)
- 1944 Reptiles and Amphibians (i.e. salamander, turtle, etc.)

ENJOY YOUR CAT

CLASS

- 1945 Adult Cat (> 1 year old)
- 1946 Kitten (3 months - 1 year old)

HAND PETS

CLASS

- 1947 Gerbil
- 1948 Hamster
- 1949 Guinea Pig
- 1950 Mouse
- 1951 Bird
- 1952 Other

PET DOG

CLASS

- 1953 Adult Pet Dog (> 1 year old)

RULES ARE SUBJECT TO CHANGE WAITING ON STATE FAIRS FINAL RULES

1954 Young Pet Dog (3 months - 1 year old)

FUN CLASSES

1. All pets entered in the 4-H Pet Show can be entered in the below classes.
2. Each Pet can only be entered in one class (Classes 1947-1950)
3. All pets in the show can enter Decorated Pet or Decorate-a-Container classes.

CLASS

1955 Cutest Pet
1956 Ugliest Pet
1957 Most Loveable Pet
1958 Most Unusual Pet
1959 Decorated Pet
1960 Decorate- a- Container

OPEN CLASS PET SHOW

1. Read General Rules
2. Show will be held at the 4-H Building.
3. Exhibitors are limited to one per class.
4. All cats and dogs entered must have a proof of rabies and distemper vaccinations signed by a graduate licensed and accredited veterinarian and must present certificates to superintendent during check in to be eligible to compete. It is also strongly recommended for dogs to have DHI, and current parvovirus vaccinations.
5. All cats and dogs must be on a leash at all times.
6. No dog "in season" will be allowed to show.
7. Exhibitors will be paid for 1st, 2nd and 3rd place only. This applies to each class within the division. Champion and Reserve Champion ribbons will be awarded in each class if the exhibits are deserving.
8. Overall Grand Champion and Reserve Grand Champion rosettes will be awarded if the judge considers the exhibits worthy.

AQUARIUM PETS

CLASS

3935 Bowl Show (1 or 2 fish in fish bowl)
3936 Reptiles and Amphibians (i.e. salamander, turtle, etc)

ENJOY YOUR CAT

CLASS

3937 Adult Cat (>1 year old)
3938 Kitten (3 months - 1 year old)

HAND PETS CLASS

3939 Gerbil
3940 Hamster
3941 Guinea Pig
3942 Mouse
3943 Bird
3944 Other

RULES ARE SUBJECT TO CHANGE WAITING ON STATE FAIRS FINAL RULES

PET DOG

CLASS

3945 Adult Pet Dog (>over 1 year old)

3946 Young Pet Dog (3 months - 1 year old)

FUN CLASSES

1. All pets entered in the 4-H Pet Show can be entered in the below classes.
2. Each Pet can only be entered in one class (Classes 3947-3950)
3. All pets in the show can enter Decorated Pet or Decorate-a-Container classes.

CLASS

3947 Cutest Pet

3948 Ugliest Pet

3949 Most Loveable Pet

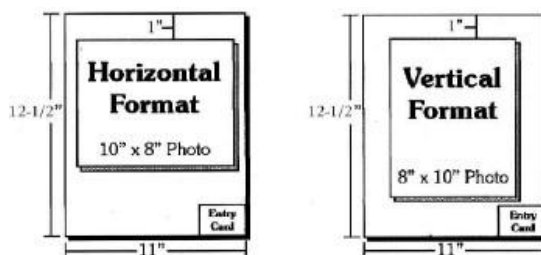
3950 Most Unusual Pet

3951 Decorated Pet

3952 Decorate- a- Container

4-H PHOTOGRAPHY

1. Read General Rules
2. All Photography entries will be judged by consultation.
3. 4-H members must be enrolled in the photography project in order to exhibit in 4-H classes.
4. Exhibits shall be the result of the current year's project work.
5. 4-H members may enter ten (10) Photography Prints and one (1) Photography Portfolio.



6. All 4-H photos must be mounted on studio mat board available from the Extension Office. **All exhibits are to be mounted across the narrow dimension (11\") of an 11\" x 12-1/2\" white studio mount board.** Photos must be mounted with the top edge of the print 1\" below the top the mount. The sides of the print must be an equal distance from the two sides of the mount. **Photos not following mounting guidelines will be lowered one ribbon placing.** A permanent mount must be made by using photographic adhesive mounting. Remove white border before mounting.
7. No lettering or dates will be permitted on the front of the mount or on the photograph. No underlays, borders, or decorative mats are to be used.
8. On the back of the mount, write: Exhibitor's name, photo class, location where the photograph was taken, and the county. To protect exhibits from dust and moisture, place mounted photo in a protective bag!
9. Black and white or color photos may be exhibited in all divisions/classes.
10. 4-H'ers are required to enter enlargements as it is difficult to determine if snapshots are State Fair quality.
11. One staple should be used to attach the bottom copy of the entry card to the mat board.
12. Champion and Reserve Champion ribbons will be awarded in each class if the judge considers the exhibits deserving.

RULES ARE SUBJECT TO CHANGE WAITING ON STATE FAIRS FINAL RULES

13. Champion and Reserve Champion class pictures will compete for Overall Grand and Reserve Grand Champion 4-H Photo and Growth Career Portfolios.

PHOTOGRAPHY PRINTS

1. Prints must be no smaller than 7" x 9" and no larger than 8" x 10".

CLASS

- 1088 Photography Prints: Junior (7-9 years old)
1089 Photography Prints: Intermediate (10-13 years old)
1090 Photography Prints: Senior (14-18 years old)

PHOTOGRAPHY PORTFOLIO

GROWTH PORTFOLIO

1. Member is eligible for this class beginning with the third year of enrollment in the 4-H Photography project.
2. Exhibit will consist of one photo for each year of enrollment. Each photo must have been created in a different year and must be labeled with the year taken/ project enrollment year. A maximum of 5 (five) photos may be included if the member has 5 or more years of enrollment. Photos are not required to be in a consecutive order. For example, a nine-year-old with three years enrollment is eligible to enter a Growth Portfolio. The portfolio would have one photo from the seven-year-old, one from the eight-year-old and one from the nine-year-old years of enrollment. The Growth Portfolio may start at any time in the member's photography career. For an older member, the growth portfolio would represent any 5 years in the project, for example, years 1,3,5,7,and 9 for a member having project enrollment totaling 9 years.
3. Photos must be 8" X 10" and may be color or black and white. Photos must be unmounted.
4. An information sheet must accompany each photo giving brand and model of camera used to create the photo. Setting for focal length, aperture, mode and shutter speed must also be listed. The form for this information is available on the Kansas 4-H web-site. It is a fillable form. The skill set used to create the photo must be given and fully explained. The main learning goal for each year should also be given.
5. A short (half-page maximum) introduction of the photographer should be placed in the first slip page. This introduction should tell why the 4-Her enrolled in Photography and why he/she continued to enroll. It could also tell of a fun event photographed, a learning experience that was new skills, and or other Photography related learning.
6. Beginning with photo 2 (two), member description of GROWTH in project skill must be included on the information sheet.
7. Exhibit will consist of: Introductory page, Skill sheet and photo from each year in chronological order and arranged in a portfolio book. Skill sheets will go in left hand page and unmounted photos in right hand pages.

CLASS

- 1091 Growth Portfolio

CAREER PORTFOLIO

1. Member must have been enrolled in Photography for 5 (five) or more years OR member must be age 15-19 and been enrolled in Photography for a least 2 (two) years.
2. Exhibit will consist of ten (10) 8 x 10 photos showing skill development in one of the following photography areas: Portraiture, Special Effects (not done with computer), Landscape, Photo

RULES ARE SUBJECT TO CHANGE WAITING ON STATE FAIRS FINAL RULES

Journalism, Black& White, Nature/Wildlife or Graphic Design(computer skills with photos) ALL photos must be the result of the current 4-H Enrollment year.

3. Photos may be color except if the Black & White option is chosen and must be unmounted.
4. An information sheet must accompany each photo giving brand and model of camera used to create the photo. Settings for focal length, aperture, mode and shutter speed must also be listed. This sheet may be downloaded from the Kansas 4-H website. It is a fillable form and is required.
5. A one-page summary should be in the first slip page of the portfolio book. This summary should list the Goal for pursuing this area of photography and the skills learned. Mentors should be acknowledged. Ways of learning (face to face, You tube, workshops) should be listed with dates, web address of videos and/ zoom type experiences.)
6. Exhibit will be presented in a professional portfolio book for 8 x 10 photos. All required information from #4 and #5 must be present.

1092 Career Portfolio

SPECIAL UNIT, PORTFOLIO

1. This class is limited to 4-H'ers with 5 or more years in the Photography project usingan adjustable single lens reflex camera.
2. The portfolio must contain ten images each 8X10" in size. Pictures should be centered on an 11x14 mount board with a single mat frame. Each portfolio must have a theme. Themes could include but not limited to:
A) Children C) Wildlife
B) Portraits D) Other
3. Special Unit Portfolios, and all individual images included in said portfolio, will receive a special award and are not eligible for Overall Grand/Reserve Grand Champion Awards.
4. Images in this class should not have a duplicate image in regular 4-H classes.

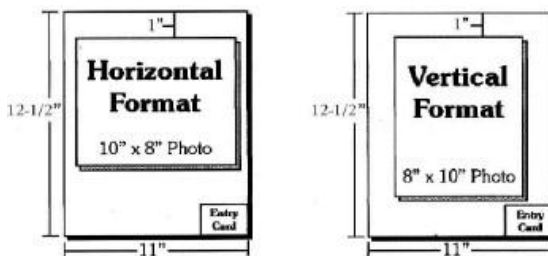
CLASS

1093 Special Unit Portfolio: Senior (14-18 years old)

1094 Special Unit Portfolio: Intermediate (12-13 years old)

OPEN CLASS PHOTOGRAPHY

1. Read General Rules.
2. Individuals are limited to a total of ten (10) entries in this department.
3. Sweepstakes classes may be entered in addition to regular classes.
4. One entry per exhibitor in each Sweepstakes Class.
5. Pee Wee, Youth, Teen and Adult entries will be judged separately unless otherwise noted.
6. All photos are to be mounted following specific guidelines given for each age group. Entries not following guidelines will receive one ribbon lower. Photos will be judged in classes entered. It is the exhibitor's responsibility to place photos in the proper classes. Photos may be disqualified for placement in improper class.



RULES ARE SUBJECT TO CHANGE WAITING ON STATE FAIRS FINAL RULES

7. Black and white or color photos may be exhibited in all divisions/classes.
8. **Exhibitors will be paid for 1st, 2nd and 3rd place only.** This applies to each class within the division. Champion and Reserve Champion ribbons will be awarded (as defined in each section) if the judge determines the exhibits are deserving.
9. Overall Grand Champion and Reserve Grand Champion rosettes will be awarded from the Champion and Reserve Champion photos.
10. Sweepstakes Class winners will receive a Sweepstakes ribbon.

PEEWEE PHOTOGRAPHY

1. This division is for children ages 1 through 6.
2. Limited to five (5) exhibits of conventional snapshot size (3x5 or 4x6).
3. Mounting guidelines:
 - a. Use white poster board.
 - b. Poster board should measure 7 x 12.5".
 - c. Mount photo across the 7 inch dimension of the poster board.
 - d. Photo should be 1 inch from top of the board.
 - e. Photo should be equal distance from each side.
4. All photos receive a participation ribbon.

CLASS

3050 Pee Wee Photography

YOUTH PHOTOGRAPHY

1. This division is for children ages 7 through 12.
2. Exhibitors may have a total of ten (10) entries in this division.
 - a. Up to five (5) entries may be snapshots.
 - b. All ten (10) entries may be enlargements.
3. Judging will be based on the American System. Please see general rules for explanation of the American Judging System.
4. For entries in class 3051—Snapshots, follow mounting guidelines as listed under Pee Wee Photography.
5. For entries in class 3052—Enlargements, follow mounting guidelines as listed under 4-H Photography.
 - a) All exhibits are to be mounted across the narrow dimension (11") of an 11" x 12-1/2" white studio mount board. Studio mount board is available for purchase at the Extension Office. Photos must be mounted with the top edge of the print 1" below the top the mount. The sides of the print must be an equal distance from the two sides of the mount.
 - b) A permanent mount must be made by using photographic adhesive mounting. Remove white border before mounting.
 - c) No lettering or dates will be permitted on the mount or on the photograph. No underlays, borders, or decorative mats are to be used.
6. Champion and Reserve Champion ribbons will be awarded in class 3051 and class 3052 if the judge determines the exhibits deserving.
7. Champion and Reserve Champion photos will compete for Overall Grand Champion and Reserve Grand Champion Youth Photo if the judge considers the exhibits worthy.

CLASS

SNAPSHOTS

3051 Pets/ Farm Animals

3052 Flowers

RULES ARE SUBJECT TO CHANGE WAITING ON STATE FAIRS FINAL RULES

- 3053 Sports/ Recreation
- 3054 Wildlife
- 3055 Photographers Choice

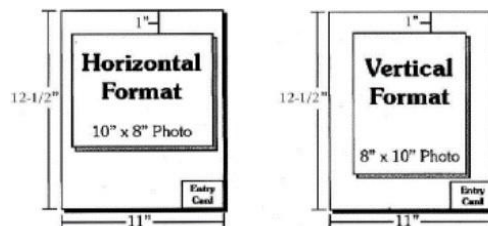
ENLARGEMENTS

- 3056 Pets/Farm Animals
- 3057 Flowers
- 3058 Sports/Recreation
- 3059 Wildlife
- 3060 Photographers Choice

TEEN PHOTOGRAPHY (AGES 13-19) and ADULT PHOTOGRAPHY (OVER 19)

A maximum of ten entries will be allowed across the Division. No more than three (3) entries may be made in any class of the division.

1. Teen and Adult entries will be judged separately in all classes.
2. Exhibitors may have a total of ten (10) entries in this division with no more than three (3) entries per class.
3. Photo sizes: Minimum size 7 x 9 inches & Maximum size 8 x 10 inches.
4. Mounting guidelines for this division:
 - a. All exhibits are to be mounted across the narrow dimension (11") of an 11" x 12-1/2" white studio mount board. Studio mount board is available for purchase at the Extension Office. Photos must be mounted with the top edge of the print 1" below the top the mount. The sides of the print must be an equal distance from the two sides of the mount.
 - b. **A permanent mount must be made by using photographic adhesive mounting. Remove white border before mounting.**
 - c. No lettering or dates will be permitted on the front of the mount or on the photograph. No underlays, borders, or decorative mats are to be used.
 - d. Entries not using mat board will receive one ribbon lower.



5. Judging will be based on the American System. Please see general rules for explanation of the American Judging System.
6. A Champion and Reserve Champion ribbon will be awarded within the teen classes (3053- 3064) and within the adult classes (3065-3076)
7. Overall Grand Champion and Reserve Grand Champion Photos will be awarded in teen and adult, if the judge considers the exhibits worthy.

TEEN CLASSES:

CLASS

- 3061 Group Photo
- 3062 Pets/Farm Animals

RULES ARE SUBJECT TO CHANGE WAITING ON STATE FAIRS FINAL RULES

- 3063 Action/Motion
- 3064 Still Life
- 3065 Black and White – any subject matter but presented as a black and white print
- 3066 Wildlife
- 3067 Photographers Choice – any subject not already listed as a class
- 3068 Bird's Eye View
- 3069 Portraits- human, plant, animal, etc.
- 3070 Kansas Proud – show your pride in your state. A site, a statue, a building, an event....capture it

ADULT CLASSES

CLASS

- 3071 Pets/Farm Animals
- 3072 Wildlife (non-domesticated animals)
- 3073 Action/Motion
- 3074 Children
- 3075 Flowers
- 3076 Reflections
- 3077 Macro (extreme close-up)
- 3078 Portraits – human, plant, animal, etc
- 3079 Photographers Choice – any subject not already listed as a class
- 3086 Black and White – any subject matter but presents as a black and white print
- 3087 Kansas Proud – show your pride in your state. A site, a statue, a building, an event...capture it.

PHOTOGRAPHY SWEEPSTAKES DIVISION

1. Sweepstakes classes may be entered in addition to basic photography classes.
2. All Sweepstakes classes will have Youth (7-19) and Adult (over 19) divisions. Divisions will be judged separately.
3. **Exhibitors are limited to one entry in each Sweepstakes class.**
4. Entries must be 8 x 10 inches in size and mounted according to 4-H mounting guidelines.
Entries not following all size, mounting and entry guidelines will be disqualified.
5. Color or black and white photos may be entered in any sweepstakes unless class description calls for specific type.
6. Photos will be judged on composition, technical merit and adherence to theme.
7. Ribbons will be awarded to the top 3 entries in each Sweepstakes Class.
8. Sweepstakes prizes will be awarded as listed under each contest.

GREAT AMERICAN PHOTO CONTEST

1. The theme for the 2025 contest is “**Celebrations**”.
2. Photos must have been created within the geographic boundaries of Finney County,KS since the close of the 2024 Finney County Fair.
3. Photos will be judged on composition, technical merit and adherence to theme.
4. There must be at least 3 entries in a division to earn Sweepstakes Honors.
5. A \$25.00 prize will be awarded to the Top Ribbon winner in both Youth-Teen and Adult Divisions by the Finney County Conventions and Visitors Bureau.

CLASS

- 3088 Great American Photo- Youth and Teen
- 3089 Great American Photo – Adult

RULES ARE SUBJECT TO CHANGE WAITING ON STATE FAIRS FINAL RULES

FRIENDS OF SANDSAGE BISON RANGE

1. The theme for the 2025 is “**Insects on the Refuge**”.
2. Photos must have been created on or at the edges of the Refuge following the close of the 2024 Finney County Fair.
3. There must be at least 3 entries in a division to earn Sweepstakes Honors.
4. The Friends of Sandsage Bison Refuge will award a \$25.00 prize to the Top Winner in both Youth Teen and Adult division. .

CLASS

3090 Sandsage Bison Range Photo- Youth/Teen

3091 Sandsage Bison Range Photo- Adult

FRIENDS OF LEE RICHARDSON ZOO PHOTO CONTEST

1. The theme for the 2025 contest is “**Families**”. Photos may be of Zoo families or your family enjoying the zoo.
2. Photos must have been created following the close of the 2024 Finney County Fair.
3. Adult sweepstakes winner will receive a free Family/Grandparent membership to Lee Richardson Zoo good for one year. Youth Sweepstakes winner will receive a free skeleton key family pass for use at the 2025 Boo at the Zoo event.
4. There must be at least 3 entries in a division to earn Sweepstakes Honors.

CLASS

3092 FOLRZ Photo – Youth/Teen

3093 FOLRZ Photo – Adult

4-H/FFA POULTRY

1. Read General Rules
2. Read General Livestock Rules.
3. Pen space requests must be turned in by specified deadline.
4. All poultry including exhibition and production (excluding waterfowl), shall come from a flock of poultry which is designated US pullorum-typhoid clean, or shall have a negative result from a pullorum and fowl typhoid test conducted following USDA parameters.
5. Each exhibitor is limited to a maximum of 15 total birds.
6. All exhibitors are responsible for feeding and watering their own poultry.
7. Only birds entered in the show may be on the fairgrounds.
8. All eggs laid during the fair will be gathered by the Superintendent and will not be allowed to remain in the pens.
9. Birds are not to be removed from the poultry barn without the permission of the superintendent.
10. Birds will not be allowed to be sold in the poultry building or on the fairgrounds.
11. Birds that are on the Federal Protection list will not be accepted for the show or be allowed on the fairgrounds.
12. Champion and Reserve Champion ribbons will be awarded in each class Exhibition, Production, Pigeon, and Eggs divisions if the exhibits are deserving.
13. Overall Grand Champion and Reserve Grand Champion rosettes will awarded in each division (Exhibition, Production, Pigeon, and Eggs and Poultry Educational Display) if the judge considers the exhibits worthy.

RULES ARE SUBJECT TO CHANGE WAITING ON STATE FAIRS FINAL RULES

EXHIBITION

1. Classes to be judged on basis of exhibition qualities as described in the American Standard of Perfection.
2. Crossbreeds are only allowed in the Production classes.
3. Each exhibitor may only enter one animal (of either sex and any breed) per class.

CLASS

- 1961 Standard Breeds, Large Fowl, Young
- 1962 Standard Breeds, Large Fowl, Old
- 1963 Standard Breeds, Bantams, Young
- 1964 Standard Breeds, Bantams, Old
- 1965 Turkeys
- 1966 Ducks (Call or Bantam)
- 1967 Ducks (all breeds)
- 1968 Geese

PRODUCTION

1. Classes to be judged on production qualities only.
2. Entries may be Standard bred, Crossbred, or Strain Cross.
3. Exhibit is "Pen of 3 Birds" for each class

CLASS

- 1969 Production Pullets (White or Tinted eggs)
- 1970 Production Hens (White or Tinted eggs)
- 1971 Dual Purpose Pullets (Brown or Colored Eggs)
- 1972 Dual Purpose Hens (Brown or Colored Eggs)
- 1973 Meat-Type Chickens (either sex)

PIGEONS (SQUABBING OR FANCY)

1. Each exhibitor may only enter one animal (of either sex and any breed) per class

CLASS

- 1974 Old Rooster (hatched in previous year)
- 1975 Old Hen (hatched in previous year)
- 1976 Young Male (hatched in current year)
- 1977 Young Hen (hatched in current year)

EGGS

1. Entries shall consist of 1 dozen eggs, displayed in an egg carton.
2. Eggs do not need to be refrigerated.
3. Eggs need to be cleaned.
4. Eggs will be disposed of after the Fair.

CLASS

- 1978 White Eggs
- 1979 Brown Eggs
- 1980 Colored Eggs

EDUCATIONAL

1. Card table displays are allowed. If the exhibit is a display, maximum size is not to exceed a standard commercial 3' x 4' tri-fold display board. If the exhibit is a poster, it must not be larger than 22" x 28". Name and county/district must be clearly marked on educational

RULES ARE SUBJECT TO CHANGE WAITING ON STATE FAIRS FINAL RULES

exhibits.

2. Overall Grand Champion and Reserve Grand Champion rosettes will be awarded in each class if the judge considers the exhibits worthy.

CLASS

- 1981 Educational Poster
- 1982 Educational Display

OPEN CLASS POULTRY

1. Read General Rules
2. Read General Livestock Rules.
3. Pen space requests must be turned in by the specified deadline.
4. All poultry including exhibition, production, (excluding waterfowl), shall come from a flock of poultry which is designated US pullorum-typhoid clean, or shall have a negative result from a pullorum and fowl typhoid test conducted following USDA parameters.
5. Each individual is limited to a maximum of 15 total birds.
6. All exhibitors are responsible for feeding and watering their own poultry.
7. Only birds entered in the show may be on the fairgrounds.
8. All eggs laid during the fair will be gathered by the Superintendent and will not be allowed to remain in the pens.
9. Birds are not to be removed from the poultry barn without the permission of the superintendent.
10. Birds will not be allowed to be sold in the poultry building or on the fairgrounds.
11. Birds that are on the Federal Protection list will not be accepted for the show or be allowed on the fairgrounds.
12. Exhibitors will be paid for 1st, 2nd and 3rd place only. This applies to each class within the division. Champion and Reserve Champion ribbons will be awarded in each class (Exhibition, Production, Pigeon, and Eggs) if the exhibits are deserving.
13. Overall Grand Champion and Reserve Grand Champion rosettes will be awarded in each division if the judge considers the exhibits worthy.

EXHIBITION

1. Classes to be judged on basis of exhibition qualities as described in the American Standard of Perfection.
2. Crossbreeds are not allowed in the Exhibition classes.
3. Each Exhibitor may only enter one animal (of either sex and any breed) per class.

CLASS

- 3960 Standard Breeds, Large Fowl, Young
- 3961 Standard Breeds, Large Fowl, Old
- 3962 Standard Breeds, Bantams, Young
- 3963 Standard Breeds, Bantams, Old
- 3964 Turkeys
- 3965 Ducks (Call or Bantam)
- 3966 Ducks (all others)
- 3967 Geese
- 3968 Miscellaneous – Peacocks etc.

PRODUCTION

1. Classes to be judged on production qualities only.

RULES ARE SUBJECT TO CHANGE WAITING ON STATE FAIRS FINAL RULES

2. Entries may be Standard bred, Crossbred, or Strain Cross.
3. Exhibit is "Pen of 3 Birds" for each class

CLASS

- 3969 Production Pullets (White or tinted eggs)
- 3970 Production Hens (White or tinted eggs)
- 3971 Dual Purpose Pullets (Brown or colored eggs)
- 3972 Dual Purpose Hens (Brown or colored eggs)
- 3973 Meat-type Chickens (Either Sex)

PIGEONS (SQUABBING OR FANCY)

1. Each exhibitor may only enter one animal (of either sex and any breed) per class

CLASS

- 3974 Old Rooster (hatched in previous year)
- 3975 Old Hen (hatched in previous year)
- 3976 Young Male (hatched in current year)
- 3977 Young Hen (hatched in current year)

EGGS

1. Entries shall consist of 1 dozen eggs, displayed in an egg carton.
2. Eggs do not need to be refrigerated.
3. Eggs need to be cleaned.
4. Eggs will be disposed of after the Fair.

CLASS

- 3978 White Eggs
- 3979 Brown Eggs
- 3980 Colored Eggs

4-H/FFA RABBITS

1. Read General Rules.
2. Read General Livestock Rules.
3. No limits on entries.
4. Classes with breed restrictions are defined as follows:
 - **Pre-junior: under 3 months.** Beveren, Californian, Champagne D'Argent, Checkered Giant, American Chinchilla, Giant Chinchilla, Cinnamon, Crème D'Argent, Hotot, New Zealand, Palomino and Satin.
 - **Juniors: under 6 months.** All other breeds not listed in Pre-Junior.
 - **Intermediate: 6-8 months.** American, Giant Angora, Beveren, Californian, Champagne D'Argent, Flemish Giant, Hotot, English Lop, French Lop, New Zealand, Palomino, Satin and Silver Fox.
 - **Senior: 6 months of age or over** for breeds other than those listed as having Intermediate classes, and 8 months or age or over for breeds having Intermediate classes.
5. Rabbits with sore ears or hocks will be highly encouraged NOT to show and disqualification from judge can happen.
6. No doe and litter classes will be shown.
7. Rabbits will be judged according to the American Rabbit Breeders Association standards.
8. Exhibitors are encouraged to be present for the judging.

RULES ARE SUBJECT TO CHANGE WAITING ON STATE FAIRS FINAL RULES

9. All rabbits must be fed and watered by the exhibitor. Both feed and water shall be furnished by the exhibitor.
10. Rabbits must be tattooed in left ear. Tattoo must be read from inside of ear left to right and must be legible.
11. All rabbits will be divided into classes by breeds and judged according to their breed standard as listed in the ARBA "Standards of Perfection."
12. Rabbits will not be allowed to be sold in the rabbit building or on the Fairgrounds.
13. Crossbred rabbits can be shown but are ineligible for Kansas State Fair and Best of Show.
14. Each breed class will be awarded Best of Breed (BOB) and Best Opposite Sex Breed (BOSB) ribbons, at the judge's discretion. If no opposite sex is present in class, no second place will be awarded.
15. Best of Breed (BOB) and Best Opposite Sex Breed (BOSB) will be brought back to be selected for Best in Show (BIS) and Reserve Best in Show (RBIS) and receive Grand Champion and Reserve Grand Champion, if the judge considers the exhibits worthy.

RABBITS

1. Entries must adhere to breed guidelines listed above.

CLASS

1985	Senior Buck
1986	Senior Doe
1987	Intermediate Buck
1988	Intermediate Doe
1989	Junior Buck
1990	Junior Doe
1991	Pre-Junior Buck
1992	Pre-Junior Doe

PEN OF THREE RABBITS

1. All breeds may enter.
2. Judging based on meat qualities, condition, and uniformity.

CLASS

1993	Pen of 3 Meat Rabbits: Single Fryer
1994	Pen of 3 Meat Rabbits: Roasters
1995	Pen of 3 Meat Rabbits: Stewers

RABBIT SHOWMANSHIP

1. All rabbit exhibitors are encouraged to participate in showmanship.
2. The animal used in this class must be exhibited in a 4-H/FFA division class.
3. All exhibitors must show their own animals.
4. Show order will be Senior, Intermediate and Junior.
5. Grand Champion and Reserve Grand Champion rosettes will be awarded in each class.

CLASS

1996	Rabbit Showmanship, Junior
1997	Rabbit Showmanship, Intermediate
1998	Rabbit Showmanship, Senior

EDUCATIONAL

1. If the exhibit is a display, maximum size is not to exceed a standard commercial 3' x 4' tri-fold display board. If the exhibit is a poster, it must not be larger than 22" x 28". Name and county/district must be clearly marked on educational exhibits.

RULES ARE SUBJECT TO CHANGE WAITING ON STATE FAIRS FINAL RULES

CLASS

- 1983 Educational Poster
- 1984 Educational Display

OPEN CLASS RABBITS

1. Read General Rules and General Livestock Rules.
2. Entry numbers are not limited.
3. No limits on entries.
4. Classes with breed restrictions are defined as follows:
 - **Pre-junior: under 3 months.** Beveren, Californian, Champagne D'Argent, Checkered Giant, American Chinchilla, Giant Chinchilla, Cinnamon, Crème D'Argent, Hotot, New Zealand, Palomino and Satin.
 - **Juniors: under 6 months.** All other breeds not listed in Pre-Junior.
 - **Intermediate: 6-8 months.** American, Giant Angora, Beveren, Californian, Champagne D'Argent, Flemish Giant, Hotot, English Lop, French Lop, New Zealand, Palomino, Satin and Silver Fox.
 - **Senior: 6 months of age or over** for breeds other than those listed as having Intermediate classes, 8 months or age or over for breeds having Intermediate classes.
5. Rabbits with sore ears or hocks will be highly encouraged NOT to show and disqualification from judge can happen.
6. No doe and litter classes will be shown.
7. Rabbits will be judged according to the American Rabbit Breeders Association standards.
8. Exhibitors are encouraged to be present for the judging.
9. All rabbits must be fed and watered by the exhibitor. Both feed and water shall be furnished by the exhibitor.
10. Rabbits must be tattooed in left ear. Tattoo must be read from inside of ear left to right and must be legible.
11. All rabbits will be divided into classes by breeds and judged according to their breed standard as listed in the ARBA "Standards of Perfection."
12. Rabbits will not be allowed to be sold in the rabbit building or on the fairgrounds.
13. Crossbred rabbits are ineligible for Best of Show.
14. Exhibitors will be paid for 1st, 2nd and 3rd place in each breed class. Ribbons will be awarded to the Best of Breed (BOB) and Best Opposite Sex Breed (BOSB) in each breed if the exhibit is deserving.
15. Best of Breed (BOB) and Best Opposite Sex Breed (BOSB) will be brought back to be selected for Best in Show (BIS) and Reserve Best in Show (RBIS) and receive Grand Champion and Reserve Grand Champion, if the judge considers the exhibits worthy.

RABBITS

1. Entries must adhere to breed guidelines listed above.

CLASS

- 3985 Senior Buck
- 3986 Senior Doe
- 3987 Intermediate Buck
- 3988 Intermediate Doe
- 3989 Junior Buck
- 3990 Junior Doe
- 3991 Pre-Junior Buck
- 3992 Pre-Junior Doe

RULES ARE SUBJECT TO CHANGE WAITING ON STATE FAIRS FINAL RULES

PEN OF THREE RABBITS

1. All breeds may enter.
2. Judging based on meat qualities, condition, and uniformity.

CLASS

- 3993 Pen of 3 Meat Rabbits: Single Fryer
3994 Pen of 3 Meat Rabbits: Roasters
3995 Pen of 3 Meat Rabbits: Stewers

RABBIT SHOWMANSHIP

1. Showmanship judging will take place after 4-H/FFA judging.
2. For non 4-H, non FFA, and non FCCLA youth.
3. All Exhibitors must own their rabbits.

CLASS

- 3996 Showmanship

4-H/FFA RATE OF GAIN

(Market Beef, Market Goat, Market Lamb, Market Swine)

1. All market exhibitors are encouraged to participate in the rate of gain contest.
2. The animals used in this class must be exhibited in a 4-H/FFA market division class.
3. There will be two official small animal tagging and weigh-ins. All animals competing in the rate of gain contest need to be weighed in at one of these events.
4. The champion will receive an award.

4-H / FFA ROBOTICS

(STEM ROBOTICS)

1. 4-H members must be currently enrolled in the Kansas 4-H - Robotics project to exhibit in this division.
2. Each exhibitor may enter one robot per class. Exhibits must have been constructed and/or completed during the current 4-H year.
3. Each robot must be free-standing, without the need for additional supports in order to be moved or exhibited. Each exhibit must include a robot, information packets are not a sufficient exhibit.
4. Robots must have automated articulated structures (arms, wheels, grippers, etc.). Game consoles that display on a screen are not considered robots and should either be entered in computer system division or energy management project. Robots requiring no assembly, just programming, such as Ozobots, are considered computer system projects as the skill is focused on the programming not on the construction of the robot.
5. Robot dimensions should not exceed 2 feet high, by 2 feet wide, by 2 feet deep. Weight may not exceed 15 pounds.
6. Materials including but not limited to obstacles, spare batteries, and mats for testing the robot may be placed in a separate container, which is not included in the robots' dimensions, that container may not be larger than 576 cubic inches as measured along the outside of the container (Examples: 4" x 4" x 36" or 4" x 8" x 18" or 6" x 6" x 16").
7. All electric components of the robot must be adequately covered or concealed with a protective enclosure. Paper is NOT considered an adequate enclosure or covering for electrical components.
8. Robots may be powered by an electrical, battery, water, air, or solar source only. Junk drawer robots may be powered by a non-traditional power source. Robots powered by fossil fuels/flammable liquids will be disqualified. Robots that include weaponry of any kind will be disqualified. Weaponry is defined as any instrument, possession, or creation, physical and/or electrical that is intended to inflict damage and/or harm to individuals, animal life, and/or property.
9. Remote controlled robots are allowed under certain conditions provided that the robot is not drivable. Robots programmed on phones/tablets need to have a specific program created using motion controls to

RULES ARE SUBJECT TO CHANGE WAITING ON STATE FAIRS FINAL RULES

move the robot are not acceptable for example: press forward on the screen to make the robot go forward. Robotic arms (hydraulic or electric) are allowed. A remote is allowed, provided more than a single action happens when a single button is pressed on the remote, for example “a motor spins for 3 seconds, at which point an actuator is triggered, then the motor spins for 3 more seconds.” Remote controlled cars, boats, planes and/or action figures, etc. are not allowed.

10. Each robot must be in working condition. The judges will operate each robot to evaluate its workmanship and its ability to complete its intended task. In the event the robot uses a phone, tablet, or similar device for both programming AND control of the robot a video will be used to evaluate the working condition of the robot. It should follow the instructions provided for operations so that the judge can follow along with the provided instructions.
11. Each exhibitor is required to complete the “4-H Robotics Exhibit Information Form” which is available through the Extension office or at <http://robotics.engtech4ks.com> . This form must be attached to the outside of a 10” x 13” manila envelope.
12. The exhibit must include written instructions for operation (the instructions should be written as if they were to tell a grandparent or elderly person how to operate the robot), construction plans, a video and one to five pages of project photographs. For robots that can be programmed, robot programming information must be included, this information should be placed inside the 10” x 13” manila envelope mentioned above. Robot programming information can be, but not limited to, source code, block diagrams, screen captures of the coding window, and other images that show the programming logic used.
13. In the event that the robot uses a device like a phone, iPad, or tablet for programming AND operation, DO NOT include the device (phone, tablet, etc.). The device’s safety cannot be insured.
14. Champion and reserve champion ribbons will be awarded in each class if the judge considers the exhibits worthy.
15. Grand Champion and Reserve Grand Champion rosettes will be awarded for division if the judge considers the exhibits worthy.

CLASS

- 1230 Robot from purchased kit: Junior
- 1231 Robot from purchased kit: Intermediate
- 1232 Robot from purchased kit: Senior
- 1233 Robot designed by exhibitor: Junior
- 1234 Robot designed by exhibitor: Intermediate
- 1235 Robot designed by exhibitor: Senior
- 1236 Programmable robot from purchased kit: Junior
- 1237 Programmable robot from purchased kit: Intermediate
- 1238 Programmable robot from purchased kit: Senior
- 1239 Remote-Controlled Robot from Purchased Kit: Junior
- 1240 Remote-Controlled Robot from Purchased Kit: Intermediate
- 1241 Remote-Controlled Robot from Purchased Kit: Senior
- 1242 Junk Drawer-Robotics

TEAM ROBOTICS

1. Robot designed and constructed by two or more 4-H project members.
2. The robot must not be a mere modification of an existing robot kit or plan.
3. The robot may be a programmable type that is made from a commercial (purchased) kit.
4. This division is designed to encourage teamwork and cooperation among fellow 4-H members.

CLASS

- 1243 Team Robotics

RULES ARE SUBJECT TO CHANGE WAITING ON STATE FAIRS FINAL RULES

OPEN CLASS ROBOTICS EXHIBITS

1. Read General Rules
2. Open to adults and youth. Both will be judged separately.
3. Judging will be on quality of workmanship and usefulness of articles.
4. Entries will be made by individuals.
5. Articles in this department may be made in the classroom under the supervision of an instructor or may be home projects.
6. Exhibitors are limited to three articles in any class display.
7. All large exhibits will be displayed out of doors.
8. Exhibitors will be paid for 1st, 2nd and 3rd place only. This applies to each class within the division.

ROBOTICS

1. Each exhibitor may enter one robot that has been constructed during the current year.
2. Each robot must be able to stand or sit freely by itself without extra supports. The robot's dimensions must be no larger than 2 feet wide by 2 feet deep by 2 feet high.
3. The report that accompanies the exhibit must be limited to the "4-H Robotics Exhibit Information Form" which is glued to the outside of a 10" x 13" manila envelope. Each exhibitor is required to include a copy of the Robot's construction plans with their exhibit. Plans should be placed inside the envelope. This information is required at entry time.
4. Each exhibitor is required to include at least two photographs of the robot entered. One photo must show the exhibitor during the construction phase, and one photo must show the robot during an actual time of operation. Photographs should be mounted on one side of an 8 1/2" x 11" page and placed inside the 10" x 13" envelope.
5. All electronic components of the robot must be adequately covered or concealed with a protective enclosure. All robots must include an on/off switch for operation.
6. Robots that include weaponry for the purpose of causing physical harm to another robot will be disqualified.
7. Robots must be powered by electricity, battery, water, or solar source. Any robot powered by fossil fuels or flammable liquids will be disqualified.
8. Each robot must be able to move forward and backward a minimum of 4 feet. It must also be able to cross over a 4" to 12" high obstacle.
9. Creativity will be strong criteria in judging the "Robot designed by exhibitor" classes. Robot designed by exhibitor may not be mere modifications of an existing robot kit or plan. Original construction plans must be included.

CLASS

- | | |
|------|------------------------------------|
| 3094 | Robot from commercial kit, Youth |
| 3095 | Robot designed by exhibitor, Youth |
| 3096 | Robot from commercial kit, Adult |
| 3097 | Robot designed by exhibitor, Adult |

4-H/ FFCLA SEWING TEXTILE DESIGN

(CLOTHING CONSTRUCTION)

1. Read General Rules
2. Items not checked-in on time and displayed at the fair will forfeit ribbons and premiums.
3. Garments may have been worn before exhibited, but must be carefully cleaned and pressed before being exhibited.
4. Bring all garments on hangers to the Finney County 4-H Building.

RULES ARE SUBJECT TO CHANGE WAITING ON STATE FAIRS FINAL RULES

5. Protect all garments with clear garment bags.
6. Two entries per individual per class.
7. FCCLA members may enter in Senior Advanced classes.
8. All 4-H Sewing Textile Design will be judged in consultation.
9. Entries for Sewing Textile Design are due by the specified date.
10. Posters or Educational Displays are judged at the same time as clothing exhibits.
11. If the exhibit is a display, maximum size is not to exceed a standard commercial 3' x 4' tri-fold display board. If the exhibit is a poster, it must not be larger than 22"x 28." Name and county/district must be clearly marked on educational exhibits.
12. Recycled Clothing Project: Any item made of at least 50% recycled material (recycled means reusing an existing item in a new way). Could be remaking/redesigning a garment, repurposing a clothing item for a new use, etc. Must include sewing of some kind.
13. Article: is an item constructed in a clothing project, such as backpack, laundry bag, garment bag, PJ's holder, tent, sleeping bag, cape, apron, hat, or scarf. Can be hand or machine sewn and can include appliqué or machine embroidering.
14. 2- piece Coordinated Outfit: two pieces that can be worn together at the same time, but not necessarily a complete outfit. Example: vest and skirt.
15. 3- piece Coordinated Outfit: three pieces with at least two of the pieces to be worn together at the same time. The third piece could be worn with one or both, but not necessarily at the same time. All three must be made by the exhibitor. Do not exhibit purchased items such as a blouse or sweater.
16. Garment: can be a skirt, a vest, a blouse, a shirt, a pair of slacks, a dress, a coat, a jumper, a jumpsuit, etc.
17. Champion and Reserve Champion ribbons will be awarded in each age class if the judge considers the exhibits worthy.
18. Overall Grand Champion and Reserve Grand Champion rosette will be awarded, if the judge considers the exhibits worthy.

SEWING TEXTILE DESIGN: Junior (7-9 years old)

- | | |
|------|-------------------------------|
| 1300 | Notebook (charts) |
| 1301 | Article |
| 1302 | Garment |
| 1303 | Needle Book |
| 1304 | Sewing Basket |
| 1305 | Handmade Appliquéd item |
| 1306 | Other Article |
| 1307 | Recycle Clothing Project |
| 1308 | Poster or Educational Display |

SEWING TEXTILE DESIGN: Intermediate (10-13 years old)

- | | |
|------|-------------------------------|
| 1309 | Garment |
| 1310 | 2- Piece Coordinated Outfit |
| 1311 | 3- Piece Coordinated Outfit |
| 1312 | Other Article |
| 1313 | Recycle Clothing Project |
| 1314 | Poster or Educational Display |

SEWING TEXTILE DESIGN: Senior (14-18 years old)

- | | |
|------|---------|
| 1315 | Garment |
|------|---------|

RULES ARE SUBJECT TO CHANGE WAITING ON STATE FAIRS FINAL RULES

- 1316 2- Piece Coordinated Outfit
- 1317 3- Piece Coordinated Outfit
- 1318 Other Article
- 1319 Recycle Clothing Project
- 1320 Poster or Educational Display

OPEN CLASS SEWING TEXTILE DESIGN

(CLOTHING CONSTRUCTION)

1. Read General Rules.
2. Articles must be cleaned or laundered before exhibiting.
3. All exhibits must be work finished in current year.
4. Please bring garments on hangers to the Finney County 4-H Building.
5. Two entries per individual per class.
6. Champion and Reserve Champion ribbons will be awarded in Fancy Work; Quilts; Garments; Knitting and Crocheting; and Senior Citizens if the judge considers the exhibitsdeserving.
7. Overall Grand Champion and Reserve Grand Champion rosettes will be awarded if the judge considers the exhibits worthy.
8. Quilt Classes will be entered by Individual, Group, Professional and Hand.
9. All quilt entries have to be completed since the close of last year's fair.
10. All quilt entries must be ready to hand in for display at the fair.
11. Quilt entries will be evaluated on design, color and workmanship at the discretion of the judges.

FANCY WORK CLASS

- 3300 Fancy Work Class (counted cross stitched, tatted, and embroidered)

QUILTS CLASS

I-Individual, G-Group, P-Professional, H-Hand

- 3315 Pieced
- 3316 Appliqued
- 3317 Embroidery/Cross Stitch
- 3318 Mixed Media
- 3319 Mixed Technique/Crazy Quilt
- 3320 Tied/Frayed
- 3321 Hand Quilted
- 3322 Machine Quilted
- 3323 Computerized
- 3324 Miscellaneous
- 3325 Youth 14-18
- 3326 Youth 10-13
- 3327 Youth 7-9
- 3328 Youth under 7
- 3329 Patriotic

B-BABY QUILTS, L-LAP, W- WALL HANGING, & T-TABLE RUNNER

- 3330 Pieced
- 3331 Appliqued
- 3332 Embroidery/Cross Stitch

RULES ARE SUBJECT TO CHANGE WAITING ON STATE FAIRS FINAL RULES

3333	Mixed Media
3334	Mixed Technique/Crazy Quilt
3335	Tied/Frayed
3336	Hand Quilted
3337	Machine Quilted
3338	Computerized
3339	Miscellaneous
3340	Youth 14-18
3341	Youth 10-13
3342	Youth 7-9
3343	Youth under 7

SEWING CLASS

3344	Garments
3345	Household Items (pillow, pot holder, blanket, soup koozie, etc)
3346	Bags (tote bag, purse, backpack, cosmetic bag, and etc.)
3347	Miscellaneous

KNITTING

3348	Garments
3349	Afghan, blanket, bedspread
3350	Dolls
3351	Small items (pillow, potholder)
3352	Miscellaneous

CROCHETING CLASS

3353	Garments
3354	Afghan, blanket, bedspread
3355	Dolls
3356	Small items (pillow, potholder)
3357	Miscellaneous

CONTEST

3358	"Seasonal" Wall Hanging (must represent a season or a holiday)
------	--

SENIOR CITIZEN CLASS

3359	Senior Citizen Division (65 and over) (classes according to entries)
------	--

4-H / FFA SHEEP

1. Finney County Fair Board and West Plains Extension District will govern the final ruling if there is a conflict between the Special Rules, General Rules, or 4-H & FFA Rules. Exhibitors are expected to comply with all rules and the Finney County Fair and Kansas 4-H Codes of Conduct. Those failing to comply with the rules are subject to award cancellations and disqualification from future participation in the Finney County 4-H shows and/or exhibits. K.S.A 60-4001 provides that any participant in domestic animal activities assumes the inherent risks of when such participant engages in a domestic animal activity.
2. All entries must be made by the designated fair entry deadline. For entry deadlines and youth age divisions see General Fair Rules.
3. Animals are not eligible to be shown in both breeding and market classes.

RULES ARE SUBJECT TO CHANGE WAITING ON STATE FAIRS FINAL RULES

4. An exhibitor may show a maximum of 4 market, 2 breeding sheep and 1 bottle lamb.
5. All sheep must have an official USDA premise ID scrapie tag, prior to being given a 4-H ID tag. This tag is also required for all animals stalled during and shown in the county fair.
6. Market Lambs must be born on or after DECEMBER 1 of the previous year. The standing milk teeth rule is still in place and will hold priority over date born. Milk teeth are the bottom two center teeth and both must be present. Milk teeth generally fall out around 12 months old. The decision will be made at check-in by the fair contracted veterinarian. **ONLY MILK TEETH RULE WILL DETERMINE THE AGE FOR THE 2026 FAIR.**
7. All market animals must be owned and tagged with a 4-H tag by May 1st. A 4-H Agent and a Livestock Superintendent must witness. A majority vote from the 4-H Superintendents, agents, and livestock committee may approve exceptions due to extenuating circumstances.
8. Ages for Breeding Sheep Classes will be as follows:
 - a. Ewe Lamb – born on or after December 1st of the previous year
 - b. Yearling Ewe – born between Jan 1st and Nov 30th of the previous year
9. All breeding animals must be owned and either tagged with a 4-H tag or have registration papers turned into the office by May 1st. Exceptions due to extenuating circumstances may be approved by a majority vote from the 4-H Superintendents, agents and livestock committee
10. The sheep show will be a “blow and go” show. The use of paint, glue, adhesives, mousse, powder, and boning soaps will not be allowed. (Nothing stiff or sticky; must be able to run a comb through the hair. Any product used must be water soluble). Animals may be checked before entering the ring and violators will be disqualified. No hair coloring will be allowed in grooming of sheep exhibits. Any attempt to alter animal color or breed characteristics including the addition of hair or added material, natural or man-made is prohibited. Animals will be subject to inspection and hand wiped by the Sheep Superintendents and/or agents at any time.
11. At check-in, two Classifiers will classify lambs for classes considering breed characteristics. Classifiers must be in agreement and their decision is final. Animals may move from breed class to a crossbred class but may NOT move from a crossbred class to a breed class.
12. Market classes will be shown by breed and split by weight.
13. Breeding classes will be shown by breed and split by weight.
14. All printed breeds will be allowed to show regardless of number of entries in their breed class. If you have a breed that is not printed, that breed will be subject to AOB by Superintendents.
15. It is recommended to have a muzzle for your lambs safety when penned.

BOTTLE LAMBS

1. All bottle lambs need to be tagged by July 1st
2. The bottle lamb class is for youth ages 7-13 (Junior and Intermediate)
3. Lambs must be fed by a bottle or bucket for at least 30 days.
4. Bottle Lambs are not to show in the Breeding nor Market Sheep classes and do not qualify for the Premium Auction or Carcass Show.

CLASS

1800 Bottle Lamb

RULES ARE SUBJECT TO CHANGE WAITING ON STATE FAIRS FINAL RULES

BREEDING SHEEP

1. All Breeding Sheep are to be females (Ewes) only. No males (Rams).
2. Shearing: No belly wool allowed. Registered ewes with papers - shearing and fitting can be based on a breed association standard. Otherwise, all ewes will be slick shorn.

1801	Breeding Ewe: Dorper
1802	Breeding Ewe: Dorset
1803	Breeding Ewe: Hampshire
1804	Breeding Ewe: Shropshire
1805	Breeding Ewe: Southdown
1806	Breeding Ewe: Suffolk
1807	Breeding Ewe: AOB
1808	Breeding Ewe: Commercial
1809	Yearling Ewe: All breeds

MARKET SHEEP

1. Male market lambs (wethers) and female market lambs (EWE) are allowed to show in the market sheep show.
2. Any animal exhibiting cryptorchid characteristics (testicle and/or castration scar tissue) will be disqualified.
3. Weight: Sheep shown in the market class must weigh a minimum of 50 pounds. No maximum weight. Sheep weighing under 50 lbs will be entered in the prospect class. ADD: If in Market Prospect Class cannot go back into the overall market.
4. The minimum weight to sell a market lamb at the Premium Auction is 89 pounds, an exception will be made for Dorpers to have a minimum weight of 50 lbs.
5. If sold through the premium auction, the animal may be taken home, selected for the carcass contest or placed on the floor truck. The minimum weight to participate in the carcass show or be purchased by floor buyer is 89 pounds.
6. Shearing: At time of vet check, weigh-in and showing, all market lambs must be slick shorn with an even length of wool covering above the hock and knee, head excluded. Wool length should not exceed .2 inches.

MARKET LAMB CLASS

1810	Market Lamb: Dorper
1811	Market Lamb: Dorset
1812	Market Lamb: Hampshire
1813	Market Lamb: Natural
1814	Market Lamb: Shropshire
1815	Market Lamb: Southdown
1816	Market Lamb: Speckle Face
1817	Market Lamb: Suffolk
1818	Market Lamb: AOB
1819	Market Lamb: Crossbreed
1820	Market Lamb: White Face Influenced AOB
1821	Market Lamb: Prospect Market Lamb

RULES ARE SUBJECT TO CHANGE WAITING ON STATE FAIRS FINAL RULES

SHEEP SHOWMANSHIP

1. All sheep exhibitors are encouraged to participate in showmanship.
2. The animal used in Showmanship classes must be exhibited in a conformation 4-H/FFA division class, owned and shown by the showmanship exhibitor. If exhibitor is enrolled in the 4-H/FFA project and has no animal entered in the 4-H/FFA division, but does have an animal entered in the Open Class division the Open Class animal may be used.
3. Show order is Senior, Intermediate and Junior.
4. The top two in each class will go on to compete in Supreme Showman

CLASS

- 1822 Sheep Showmanship: Junior (7-9)
1823 Sheep Showmanship: Intermediate (10-13)
1824 Sheep Showmanship: Senior (14-18)

OPEN CLASS SHEEP

1. Read General Rules
2. Read General Livestock Rules.
3. Ewe and wether lambs must have all their lamb teeth (temporary lower incisors). Any question as to the age of the animal will be decided by the attending veterinarian.
4. Superintendents may classify lambs for classes considering breed characteristics.
5. All male and female lambs must be identified with a registered tattoo or an official USDA premise ID scrapie tag.
6. Only ewe and wether lambs may be shown as market lambs. Ram lambs or other intact males may not be shown as market lambs.
7. Rams will be stalled on the fairgrounds on show day only.
8. An area for blocking tables will be designated by sheep superintendents.
9. At time of weigh-in and showing, all market lambs must be slick shorn with an even length of wool covering above the hock and knee, head excluded. Wool length should not exceed .2 inches.
10. The sheep show will be a **“blow and go”** show. The use of paint, glue, adhesives, mousse, powder, and boning soaps will not be allowed. (Nothing stiff or sticky; must be able to run a comb through the hair. Any product used must be water soluble). Animals may be checked before entering the ring and violators will be disqualified. No hair coloring will be allowed in grooming of sheep exhibits. Any attempt to alter animal color or breed characteristics including the addition of hair or added material, natural or man-made (excluding false tail switches) is prohibited. Animals will be subject to inspection and hand wiped by the Sheep Superintendents and/or agents at any time.
11. Individuals may exhibit 2 market lambs and 2 breeding sheep.
12. Exhibitors will be paid for 1st, 2nd and 3rd place only. This applies to each class within the division. Champion and Reserve Champion ribbons will be awarded in each breed if the exhibits are deserving.
13. Grand Champion and Reserve Grand Champion rosettes will be awarded in Breeding Sheep and Market Lamb if the judge considers the exhibits worthy.

RULES ARE SUBJECT TO CHANGE WAITING ON STATE FAIRS FINAL RULES

BREEDING SHEEP CLASS

- 3800 Ewe Lamb (born after Jan 1, current year)
- 3801 Ewe Lamb (born Sept-Dec, previous year)
- 3802 Yearling Ewe
- 3803 Ram

MARKET LAMB CLASS

- 3804 Market Lamb

PEEWEE

1. Youth ages 6 and under.
2. All participants will receive a participation ribbon.

- 3805 Sheep Showmanship, Peewee

4-H/ FFA SHOPPING IN STYLE

1. This division is open to all 4-H clothing members.
2. Only two (2) garments in Sewing Textile Designs and two (2) in Girls Shopping in Style or Boys Shopping in Style may be modeled.
3. The Fashion Revue judging will be held prior to the county fair. Check the most recent schedule for judging date and time.
4. Entries are due on the specified date.
5. Kansas State Fair: Each county may enter two contestants in both the boys' and girls' division. Participants must be 14, but not yet 19, before January 1 of the current year. No younger children can model in the senior classes.
6. Each 4-H member may only enter in the class in which enrolled.
7. Grand Champion Senior and Intermediate Boy and Girl will be eligible to go to State Fair if they are not participating at the Kansas State Fair then the Reserve Grand can go in their spot.

SEWING TEXTILES DESIGN REVUE:

1. Garments are to be constructed and modeled by the 4-H'er.
2. Everything which is commonly considered an outer garment must be constructed. Vest, jacket, dress, skirt, pants, coat, etc. A sweater, blouse, or shirt can be purchased or made.
3. Each 4-H entry is required to complete the information Photo Form and the Cost per Wear Form, which will be turned in on the day of judging.
4. Grand Champion and Reserve Grand Champion rosette will be awarded in each division if the judge considers the exhibits worthy.

SEWING TEXTILES DESIGN REVUE: CLOVERBUD, AGE 5-6, CLASS

- 1330 Miscellaneous Article

SEWING TEXTILES DESIGN REVUE:

- 1331 Garment, 2 or 3 - piece coordinated outfit, Junior (7-9 years old)
- 1332 Garment, 2 or 3 - piece coordinated outfit, Intermediate (10-13 years old)
- 1333 Garment, 2 or 3 - piece coordinated outfit, Senior (14-18 years old)

SHOPPING IN STYLE REVUE:

1. Garments must be purchased for the 4-H project or made by another individual for the 4-H'er if the fabric and pattern were chosen by the 4-H'er.

RULES ARE SUBJECT TO CHANGE WAITING ON STATE FAIRS FINAL RULES

2. Everything which is commonly considered an outer garment must be purchased by the 4-H'er or constructed by another person.
3. The emphasis of the project is "Shopping in Style". Choose and purchase one complete outfit.
4. Grand Champion and Reserve Grand Champion rosette will be awarded in each class if the judge considers the exhibits worthy.
5. Overall Grand Champion and Reserve Grand Champion will be selected in Girls and Boys Shopping in Style.

SHOPPING IN STYLE: GIRLS

- 1334 Girls Shopping in Style, Cloverbud (5-6 years old)
- 1335 Girls Shopping in Style, Junior (7-9 years old)
- 1336 Girls Shopping in Style, Intermediate (10-13 years old)
- 1337 Girls Shopping in Style, Senior (14-18 years old)

SHOPPING IN STYLE: BOYS

- 1338 Boys Shopping in Style, Cloverbud (5-6 years old)
- 1339 Boys Shopping in Style, Junior (7-9 years old)
- 1340 Boys Shopping in Style, Intermediate (10-13 years old)
- 1341 Boys Shopping in Style, Senior (14-18 years old)

SHOPPING IN STYLE EDUCATIONAL DISPLAY

1. Exhibitor may only enter one of the following options that align with the 4-Her's Shopping in Style level.
2. 4-Her will learn what clothing styles look best on them while they also gain skills in building a versatile wardrobe and staying within their budget.
3. Each year enrolled in Shopping in Style should build on previous year's learning experience.
4. Exhibit one of the following options that align with the 4-Her's Shopping in Style level.
5. Posters can be flat poster board or foam board, no larger than 22" x 28."
6. Tri-fold educational displays must be free standing and no larger than 36" x 48."
7. Photos of 4-H member in purchased outfit must demonstrate criteria as outlined on scoresheet. Consider multiple angles, good light and highlight details so that the judge may accurately evaluate the exhibit.
8. Exhibits should include actual photos of 4-H member in garments, and may also include pictures from magazines or the internet

CLASS

- 1342 Shopping in Style: Junior (7-9 years old) Choose one of the following activities from Unit 1 or Unit 2 of the curriculum project manuals. Exhibit should consist of poster that showcases:
 - A. a garment you purchased that reflects your personal style and explains how this garment reflects your style and how it influences what others think of you; OR
 - B. a garment you purchased and explains how your personal style either aligns or contradicts what is considered to be "in style" today. OR
 - fashion from an earlier decade; OR
 - D. a garment you purchased and explains how this garment reflects a different ethnic or cultural influence;

RULES ARE SUBJECT TO CHANGE WAITING ON STATE FAIRS FINAL RULES

E. a garment you purchased and includes a color discussion that provides an overview of how different colors complement different hair colors and skin tones and how that influenced garment selection.

- 1343 Shopping in Style: Intermediate (10-13 years old) Choose one of the following activities from Unit 3 or Unit 4 of the curriculum project manuals. Exhibit should consist of a display that showcases:
- A. an outfit you purchased to wear with a clothing item that was already in your wardrobe that still fit but you didn't wear anymore. Explains why the clothing item was not being worn and what you did to transform it into a wearable garment again. OR
 - B. a top and bottom that you purchased, as well as at least three pieces of clothing in your existing wardrobe that you can mix and match with the new items to create multiple outfits. Includes a clothing inventory and explain what you have learned by completing this activity. OR
 - C. an outfit you purchased and explain why you selected the garment you did, your shopping budget, and cost per wear; OR
 - D. an outfit you purchased and explain how advertising influences clothing purchases making a distinction between wants and needs. Include your shopping budget and cost per wear. OR
 - E. an outfit you purchased along with a cost comparison between garments/accessories purchased vs. sewing/constructing the outfit. Comparison should include variety of shopping options and/or price tracking at stores over a period of time.
- 1344 Shopping in Style: Senior (14-18 years old) Choose one of the following activities from Unit 5 or Unit 6 of the curriculum project manuals. Exhibit should consist of a display that showcases:
- A. an outfit you purchased and care requirements not only for this garment but also for garments made of other natural and synthetic fibers. Display should also include a care cost analysis for garments of different fibers; OR
 - B. an outfit you purchased which you have repaired or altered. Include a clothing inventory list which includes cost savings for repaired items as compared to purchasing replacement garments; OR
 - C. an outfit you purchased along with plans and commentary for a fashion show that that would capture the attention of an audience. Plans should identify target audience, venue, theme, budget, and logistical plan for the fashion show; OR
 - D. an outfit you purchased and explain 3 methods of clothing repair that you have learned, i.e. torn seam, torn hem, replacing a button, etc. Display should also include photos and list of your assembled clothing first aid kit. Include itemized expenses; OR
 - E. An outfit you purchased, and feature any other completed activity from the Shopping In Style curriculum of your choosing that isn't listed above

4-H SHOOTING SPORTS

1. Read General Rules
2. Exhibits in this division are open to educational displays or promotional posters
3. The exhibit size rule will be strictly enforced. Exhibits exceeding the size guidelines will be penalized one ribbon color.
4. Educational Display: must be the standard tri-fold board ONLY, must be exceed standard tri-fold: 3' X4' unless there is a topper that sits on top of the board and does not take up additional table space, no additional table space available for promotional brochures or

RULES ARE SUBJECT TO CHANGE WAITING ON STATE FAIRS FINAL RULES

display items; content not to exceed display board borders. Content must be directly related to the 4-H Shooting Sports Project.

5. Promotional Posters: must be flat and no larger than 22" X 30"; content not to exceed display board borders, Exhibits may be displayed on wall. Content must promote 4-H Shooting Sports.
6. Notebooks: Size no larger than 8 ½ x 11. Content pertains to some phase, results, story or information about 4-H Shooting Sports.
7. Exhibitors must comply with county, state and federal laws.
8. No "live" ammunition containing propellant or explosive powders may be used in any display. An inert substitution must be used in lieu of powder and "live" ammunition; the substitution must be clearly described on the back of the poster, display or in a notebook.
9. The Finney County Fair nor West Plains Extension District are liable for the loss or damage of any personal property included as part of your poster, display or notebook.
10. Name, club, district, age and year in project should be on the front of the poster, display or notebook.
11. Exhibit topics regarding firearm care, handling and shooting will only be accepted from Extension Units with 4-H Certified Shooting Sports Program.
12. Exhibits will not be accepted if they are related to reloads.
13. Champion and Reserve Champion ribbons will be awarded in each class if the judge determines the exhibits deserving.
14. Overall Grand Champion and Reserve Grand Champion rosettes will be awarded if the judge considers the exhibits worthy.

CLASS

- 1095 Educational Display
- 1096 Promotional Poster
- 1097 Notebook

Experiential Classes

- 1098 Shooting Aid or Accessory - (SF253) - Any item the 4-Her makes which helps the shooter/hunter better perform their sport, examples: rifle sling, kneeling roll, arm guard, shotgun vest, target boxes, shooting stick, etc. Include your design, or plans you adapted, what the item is and used for.
- 1099 Storage Case - (SF254) - Any item the 4-Her makes with the purpose to safely hold a firearm, bow, ammunition, and/or arrows. Examples: soft sided shotgun case, quivers, firearm safe, include your design, or plans you adapted. Explain how the storage case is used.
- 1100 Practice Game or Activity - (SF255) - Invent or adapt an activity to practice or teach a project skill. Include pictures of youth playing the game, testimonials of 4-H members who played the game, what skill is being worked on, and directions for the game. Explain how you came up with the game or adapted it to fit the needs of your group members.

OPEN CLASS SHOP EXHIBITS

1. Read General Rules.
2. Open to adults and youth. Both will be judged separately.
3. Judging will be on quality of workmanship and usefulness of articles.
4. Entries will be made by individuals.
5. Articles in this department may be made in the classroom under the supervision of an instructor or may be home projects.

RULES ARE SUBJECT TO CHANGE WAITING ON STATE FAIRS FINAL RULES

6. Exhibitors are limited to three articles in any class display.
7. All large exhibits will be displayed out of doors.
8. Exhibitors will be paid for 1st, 2nd and 3rd place only. This applies to each class within the division.

CLASS

- 3020 Welding, skill exhibit
- 3021 Welding, construction exhibit
- 3022 Farm Machinery Repair
- 3023 Forge Work Exhibit
- 3024 Cement Project
- 3025 Sheet Metal Project
- 3026 Farm Carpentry Project
- 3027 Electricity Project

WELDING IS FUN

1. Follow Open Class Shop Exhibit Rules.
2. Complete a welding project using horseshoes.
3. Top winner in each adult and youth class will be awarded a prize.

CLASS

- 3028 Horseshoe Welding Project

4-H/FFA SMALL ENGINES

1. All exhibits should involve engines smaller than 20 horsepower for classes 1034-1037.

CLASS

- 1034 **Display**
Exhibit a display, selecting one of the following options: 1) a display identifying different engine or lawn and garden equipment parts or a display showing the function of the various engine or lawn and garden equipment parts; OR 2) a display identifying and explaining the function (2) of different special tools needed for small engine work; OR 3) a display illustrating and providing the results of any one of experiments that are included in the project books. No complete engines, lawn tractors, tillers, chainsaws are permitted for display. Maximum tri-fold size is 3'x4'.
- 1035 **Maintenance**
Exhibit a display that illustrates either 1) Routine maintenance procedures OR 2) Diagnosing and troubleshooting specific problems in an engine. No complete engines, lawn tractors, tillers, chainsaws, etc. are permitted for display, using a maximum tri-fold size 4'x4'
- 1036 **Operation**
Exhibit an operable small engine (no more than 20 HP) overhauled or rebuilt by the member. Include maintenance schedule for the engine and a brief description of steps taken by the member overhauling or rebuilding the engine. Maximum tri-fold size is 3'x4'.

RULES ARE SUBJECT TO CHANGE WAITING ON STATE FAIRS FINAL RULES

4-H / FFA SUPREME SHOWMAN

1. Grand Champion and Reserve Grand Champion Beef, Dairy Cattle, Goat, Horse, Swine and Sheep showmen will compete against each other in a Supreme Showmanship contest in the respective age divisions.
2. In order to qualify, the showmanship class in any species and age group must have had at least three entries, and the contestant must be the top two available show persons from each species. These will be chosen at the discretion of the species superintendent with the approval of the Supreme Showman Superintendent committee. If there are less than three in showmanship, the specie judge will determine if each individual is of Supreme Showman quality.
3. All showmen must show their own animals, that they originally qualified with.
4. If a youth qualifies in more than one species for the Supreme Showman contest, they will choose which animal they will show by the following method: 1st place in one species and 2nd place in another species, they must show their 1st place animal. 1st place in two or more species they may choose their animal. The youth must inform the superintendents immediately following their last show as to their choice of animal for the Supreme Showman contest. The 3rd place showman may then be eligible to show their animal in the Supreme Showman contest.
5. Show equipment and restrictions will remain the same for all contestants.
6. Each participant will show each species and be ranked by placing order in each. The scores will be compiled and the highest average rank will be the champion. In the event of a tie, the score in the showmen's qualifying species will be the tie breaker.
7. All animals going to Premium Auction are eligible to be shown and used in the Supreme Showman contest.
8. Show order is: First, Swine for all ages, followed by rotations: Beef, Dairy Cattle, Goat, Sheep and Horse) by age of showmen (Senior, Intermediate then Junior).
9. Grand Champion and Reserve Grand Champion rosettes will be awarded if judges consider the showmen worthy.

CLASS

- 1275 Supreme Showman: Junior
- 1276 Supreme Showman: Intermediate
- 1277 Supreme Showman: Senior

4-H / FFA SWINE

1. Finney County Fair Board and West Plains Extension District will govern the final ruling if there is a conflict between the Special Rules, General Rules, or 4-H & FFA Rules. Exhibitors are expected to comply with all rules and the Finney County Fair and Kansas 4-H Codes of Conduct. Those failing to comply with the rules are subject to award cancellations and disqualification from future participation in the Finney County 4-H shows and/or exhibits. K.S.A 60-4001 provides that any participant in domestic animal activities assumes the inherent risks of when such participant engages in a domestic animal activity.
2. All entries must be made by the designated fair entry deadline. For entry deadlines and youth age divisions see General Fair Rules.

RULES ARE SUBJECT TO CHANGE WAITING ON STATE FAIRS FINAL RULES

3. Animals are not eligible to be shown in both breeding and market classes.
4. An exhibitor may show a maximum of 4 market and 2 breeding swine.
5. All swine must be ear notched, prior to being given a 4-H ID tag. Animals may be notched at tag-in if they do not have ear notches.
6. Market Swine must be born on or after DECEMBER 1 of the previous year.
7. All market animals must be owned and tagged with a 4-H tag by May 1st. A 4-H Agent and a Livestock Superintendent must witness. Exceptions due to extenuating circumstances may be approved by a majority vote from the 4-H Superintendents, agents and livestock committee.
8. Ages for Breeding Swine Classes will be as follows: must be born on or after Dec 1 of the previous year.
9. All breeding animals must be owned and either tagged with a 4-H tag or have registration papers turned into the office by May 1st. Exceptions due to extenuating circumstances may be approved by a majority vote from the 4-H Superintendents, agents and livestock committee.
10. The swine show will be a “blow and go” show. The use of paint, glue, adhesives, mousse, powder, and boning soaps will not be allowed. (Nothing stiff or sticky; must be able to run a comb through the hair. Any product used must be water soluble). Animals may be checked before entering the ring and violators will be disqualified. No hair coloring will be allowed in grooming of swine exhibits. Any attempt to alter animal color or breed characteristics including the addition of hair or added material, natural or man-made is prohibited. Animals will be subject to inspection and hand wiped by the Sheep Superintendents and/or agents at any time.
11. All swine will be clean at check-in. At check-in, two Classifiers will classify swine for classes considering breed characteristics. Classifiers must be in agreement and their decision is final. Show management will use barrow classification guidelines provided by the National Swine registry for final decision on any discrepancies. Animals that do not meet standards will be classified as crossbreds. Animals may move from breed class to a crossbred class but may NOT move from a crossbred class to a breed class.
12. Swine will be given a visual health inspection by superintendents at the time of check-in. It is at the discretion of the superintendents if an animal is not allowed to show due to health concerns.
13. Market classes will be shown by breed and split by weight.
14. Breeding classes will be shown by breed and split by weight.
15. All printed breeds will be allowed to show regardless of number of entries in their breed class. If you have a breed that is not printed, that breed will be subject to AOB by Superintendents.

BREEDING SWINE

1. All Breeding Swine are to be female (GILTS) only. No males (BOARS).

CLASS

1849	Breeding Gilt: Berkshire
1850	Breeding Gilt: Chester
1851	Breeding Gilt: Duroc
1852	Breeding Gilt: Hampshire
1853	Breeding Gilt: Poland China
1854	Breeding Gilt: Spot
1855	Breeding Gilt: Yorkshire

RULES ARE SUBJECT TO CHANGE WAITING ON STATE FAIRS FINAL RULES

- 1856 Breeding Gilt: Dark AOB
- 1857 Breeding Gilt: Light AOB
- 1858 Breeding Gilt: Commercial
- 1859 Breeding Gilt: Hereford
- 1860 Breeding Gilt: Tamworth

MARKET SWINE

1. Male market swine (barrows) and female market swine (gilts) are allowed to show in the market show.
2. Any animal exhibiting cryptorchid characteristics (testicle and/or castration scar tissue) will be disqualified.
3. Weight: Swine shown in the market class must weigh a minimum of 230 pounds and a max of 300. Animals weighing less than 230 will be placed in the prospect class and animals weighing more than 300 will be placed in the heavyweight class.
4. The minimum weight to sell a market hog at the Premium Auction is 200 pounds. If sold through the premium auction, the animal may be taken home, selected for the carcass contest or placed on the floor truck.
5. To participate in the Carcass Show hogs must weigh between 230 and 300 pounds at the time of check-in. Heavy weight hogs may be allowed to participate at the superintendent's discretion.
6. It is recommended that the clipping of hog's hair be done at home. Hog hair should be ½ inch or longer. Hog hair should be no "shorter" than ½ inch.

CLASS

- 1861 Prospect Hogs: less than 230 lbs.
- 1862 Heavyweight Hogs: greater than 300 lbs.
- 1863 Market Gilt: Berkshire
- 1864 Market Gilt: Chester
- 1865 Market Gilt: Duroc
- 1866 Market Gilt: Hampshire
- 1867 Market Gilt: Poland China
- 1868 Market Gilt: Spot
- 1869 Market Gilt: Yorkshire
- 1870 Market Gilt: Dark AOB
- 1871 Market Gilt: Light AOB
- 1872 Market Gilt: Crossbred
- 1873 Market Gilt: Hereford
- 1874 Market Gilt: Tamworth
- 1875 Market Barrow: Berkshire
- 1876 Market Barrow: Chester
- 1877 Market Barrow: Duroc
- 1878 Market Barrow: Hampshire
- 1879 Market Barrow: Poland China
- 1880 Market Barrow: Spot
- 1881 Market Barrow: Yorkshire
- 1882 Market Barrow: Dark AOB
- 1883 Market Barrow: Light AOB
- 1884 Market Barrow: Crossbred

RULES ARE SUBJECT TO CHANGE WAITING ON STATE FAIRS FINAL RULES

- 1885 Market Barrow: Hereford
- 1886 Market Barrow: Tamworth

SWINE SHOWMANSHIP

1. All swine exhibitors are encouraged to participate in showmanship.
2. The animal used in Showmanship classes must be exhibited in a conformation 4-H/FFA division class, owned and shown by the showmanship exhibitor. If an exhibitor is enrolled in the 4-H/FFA project and has no animal entered in the 4-H/FFA division but does have an animal entered in the Open Class division, the Open Class animal may be used.
3. The show order is Senior, Intermediate, and Junior.
4. The top two in each class will go on to compete in Supreme Showman.

CLASS

- 1887 Swine Showmanship: Junior (7-9)
- 1888 Swine Showmanship: Intermediate (10-13)
- 1889 Swine Showmanship: Senior (14-18)

OPEN CLASS SWINE

1. Read General Livestock Rules.
2. The same animals cannot be shown in 4-H classes and in Open Classes.
3. All open class swine will be stalled on the grounds.
4. All swine are to be clean when weighed in.
5. It is recommended that the clipping of hog hair be done at home. Hog hair should be ½ inch or longer. Hog hair should be no “shorter” than ½ inch.
6. Both gilts and barrows may be entered in market hog classes. The same animals may not be shown in both market hog and breeding gilt classes.
7. The swine show will be a **“blow and go”** show. The use of paint, glue, adhesives, mousse, powder, and boning soaps will not be allowed. (Nothing stiff or sticky; must be able to run a comb through the hair. Any product used must be water soluble). Animals may be checked before entering the ring and violators will be disqualified. No hair coloring will be allowed in grooming of swine exhibits. Any attempt to alter animal color or breed characteristics including the addition of hair or added material, natural or man-made (excluding false tail switches) is prohibited. Animals will be subject to inspection and hand wiped by the Swine Superintendents and/or agents at any time.
8. All breeding gilts must be born after Jan. 1 of the current year for the **state level**.
9. All market swine will be shown by breed classes. Three entries are required to make a class. If a class is not filled, animals will be shown as Other Purebreds.
10. **Individuals may exhibit up to 4 market hogs: 2 barrows, 2 gilts, and 2 breeding gilts.**
11. All swine exhibited from Kansas, Oklahoma or Colorado origin or tagged with a Kansas 4-H identification tag will not be required to have a Pseudorabies or Brucellosis test. Swine from Nebraska or Missouri must have a test paper showing a negative test and present it to the superintendents before unloading on the fairgrounds. Swine from a qualified Pseudorabies free/validated Brucellosis free herd are exempt from the blood test. For these, the Herd Validation Number must be on the health certificate and presented prior to unloading.
12. Exhibitors will be paid for 1st, 2nd and 3rd place only. This applies to each class within the division.

RULES ARE SUBJECT TO CHANGE WAITING ON STATE FAIRS FINAL RULES

13. Champion and Reserve Champion ribbons will be awarded in each breed class if the judge considers the exhibits deserving.

14. Grand Champion and Reserve Grand Champion rosettes will be awarded if the judge considers the exhibits worthy.

.MARKET SWINE CLASS

- 3850 Market Barrow- Berkshire
- 3851 Market Barrow- Chester
- 3852 Market Barrow- Duroc
- 3853 Market Barrow- Hampshire
- 3854 Market Barrow- Landrace
- 3855 Market Barrow- Spot
- 3856 Market Barrow- Yorkshire
- 3857 Market Barrow- Poland China
- 3858 Market Barrow- Crossbreed
- 3859 Market Barrow- AOB
- 3860 Market Gilt- Berkshire
- 3861 Market Gilt- Chester
- 3862 Market Gilt- Duroc
- 3863 Market Gilt- Hampshire
- 3864 Market Gilt- Landrace
- 3865 Market Gilt- Spot
- 3866 Market Gilt- Yorkshire
- 3867 Market Gilt- Poland China
- 3868 Market Gilt- Crossbreed
- 3869 Market Gilt- AOB

BREEDING SWINE CLASS

- 3870 Breeding Gilt- Berkshire
- 3871 Breeding Gilt- Chester
- 3872 Breeding Gilt- Duroc
- 3873 Breeding Gilt- Hampshire
- 3874 Breeding Gilt- Landrace
- 3875 Breeding Gilt- Spot
- 3876 Breeding Gilt- Yorkshire
- 3877 Breeding Gilt- Poland China
- 3878 Breeding Gilt- Crossbreed
- 3879 Breeding Gilt- AOB

PEEWEE SHOWMANSHIP

- 1. Youth ages 6 and under.
- 2. All participants will receive a participation ribbon.

CLASS

- 3880 Swine Showmanship, Peewee

4-H / FFA UNCREWED AERIAL SYSTEM

The 4-H uncrewed aerial system or UAS project explores the world from above the trees and discovers new frontiers with UASs. UASs are commonly known as Uncrewed Aerial Vehicles (UAVs) or drones. Members explore the uses and applications of uncrewed aerial system including how UASs link to other projects such as geology, robotics, electronics, crop science and many more.

RULES ARE SUBJECT TO CHANGE WAITING ON STATE FAIRS FINAL RULES

1. The information that accompanies the UAS must be limited to the 4-H Engineering & Technology Exhibit Information Form which is affixed to a 10" x 13" envelope. This envelope should NOT be attached to the UAS. This may be downloaded from <http://uas.engtech4ks.com/>. Any UAS exhibit not including this Page | 92 completed envelope will receive an automatic participation ribbon. All revisions of forms previously released for the division dated prior to current year are void for use and new forms must be obtained and used that are dated by the Kansas State 4-H Office for the current year.
2. For the State Fair, the 4-H Member must include a video of the youth operating their UAS. a. Videos with an accompanying release form signed by the exhibitor's parent or guardian may be displayed at the State Fair in the Engineering & Technology exhibit area. b. The video must not be more than 8 minutes long and should be included on the USB drive
3. Exhibitor's name, county or district, age, and years(s) in project must be tagged or labeled on the exhibit, educational display, notebook, and/or poster.
4. Uncrewed Aerial System that include or depict weaponry of any kind will be disqualified.
5. For scratch built UAS kits, if modifications are made to the exhibit, a page should be attached noting those modifications.
6. If a safety violation is noted by the judges, superintendent, or other staff, the exhibitor's exhibit, at the judges' discretion, will receive a participation ribbon.
7. For practical application entries, the UAS is not required to be displayed as part of the exhibit, only the supporting material.
8. The same UAS may be used by multiple exhibitors for different practical application entries.
9. UAS exhibits may be checked out for use in a Kansas State Fair 4-H demonstration or 4-H illustrated talk with prior permission. For permission, check with the superintendent or the information desk in 4-H Centennial Hall. The exhibit must be returned to display immediately after the demonstration/illustrated talk, or the exhibit will be disqualified. Exhibitors and/or their designees may not remove exhibits from 4-H Centennial Hall prior to the exhibit release time on Sunday evening without the express consent of State 4-H staff, any exhibit removed before release time will be disqualified.

CLASS

Intermediate Division (Ages 9 – 13 years)

- 1895 Uncrewed Aerial System designed and constructed by exhibitor that is operated by a remote-controlled device. The UAS must not be a mere modification of an existing kit or plan. You may not exhibit a UAS that is purchased off the shelf in this class.
- 1896 Practical application of an Unmanned Uncrewed Aerial System constructed from a commercial (purchased) kit. This includes one or more of the following: video, notebook, poster, display board, etc. This class is separate from educational exhibits. A tangible use would be mapping Russian olive trees, eroded soils, and bindweed in fields, etc. There are also many other nonagricultural UAS uses that would be appropriate for this class.

Senior Division (Ages 14 and older)

- 1897 Uncrewed Aerial System designed and constructed by exhibitor that is operated by a remote-controlled device. The UAS must not be a mere modification of an existing kit or plan. You may not exhibit a UAS that is purchased off the shelf in this class.
- 1898 Practical application of an Uncrewed Aerial System constructed from a commercial (purchased) kit. This includes one or more of the following: video, notebook, poster, display board, etc. This class is separate from educational exhibits. A tangible use would be mapping Russian olive trees, eroded soils, and bindweed in fields, etc. There are also many other nonagricultural UAS

RULES ARE SUBJECT TO CHANGE WAITING ON STATE FAIRS FINAL RULES

uses that would be appropriate for this class. Educational Exhibits Rules 1. For notebooks, display boards, and posters, no additional exhibit information

4-H /FFA VETERINARY SCIENCE

1. A Veterinary Science exhibit may consist of a poster, notebook or project display. The exhibit may represent material from any of the Veterinary Science projects including entry level exhibits from Unit I.
2. If photographs are to be part of the exhibit, remember that they will be viewed by the public. Make sure that the photographs are in good taste and will not be offensive to anyone. Graphic photographs of excessive bleeding, trauma or painful procedures are not appropriate. For exhibits related to veterinary surgical procedures, aseptic techniques need to be shown, for example, use of drapes, use of sterile procedures, wearing of gloves and other appropriate veterinary medical practices.
3. First-Aid Kits: Because of public safety concerns and risk of theft of first-aid kit contents (veterinary drugs/equipment) with perceived potential for drug abuse, animal first aid kits containing any drugs or medications will be immediately disqualified and not displayed. First Aid kits wishing to include medication information should instead utilize written descriptions, photographs, drawings, computer generated print-outs or empty packaging of pharmaceuticals.
4. Veterinary Science Posters - This exhibit presents the viewer with a design that is simple and direct, unlike a display that usually presents more information. A poster should not exceed 22" x 30" and may be either vertical or horizontal.
5. Veterinary Science Displays - A display may include but is not limited to: a 3- dimensional exhibit, a scale model, the actual product (for example: skeleton; teeth; samples of leather, fur, or dried skin damaged by disease or parasites) or a notebook. A display is not a poster. A display may be mounted on poster board not to exceed 22" x 28" or on 1/4" plywood or equivalent that does not exceed 24" high or 32" wide or in a three ring binder or another bound notebook format.
6. Veterinary Science Notebooks: Individual entries are to be place for display in a three-ring notebook for competition. Notebooks may not be larger than 8 1/2' x 11".
7. Neither the Kansas State Fair nor the department of 4-H Youth Development, KSRE are liable for the loss or damage of any personal property included as part of your poster, display or notebook.
8. Name, county/district, age and year in project should be on the front of the poster, display or notebook.
9. Appropriate topics include: Maintaining Health Specific disease information Photographic display of normal and abnormal characteristics Animal health or safety Public health or safety Proper animal management to ensure food safety and quality Efficient and safe livestock working facilities A topic of the exhibitor's choosing related to veterinary medicine or veterinary science.
10. Because these are science displays, all references and information must be properly cited. Proper sources include but are not limited to: Professional journals and publications, professional AVMA accredited websites, interviews with veterinarians and excerpts from Veterinary Educational Literature. Plagiarism will result in a disqualification. Please study your topic and present the information to your audience in your own words.

CLASS

- | | |
|------|--|
| 2100 | 4-H Veterinary Science Large Animal Poster: Junior |
| 2101 | 4-H Veterinary Science Large Animal Poster: Intermediate |
| 2102 | 4-H Veterinary Science Large Animal Poster: Senior |
| 2103 | 4-H Veterinary Science Large Animal Notebook: Junior |

RULES ARE SUBJECT TO CHANGE WAITING ON STATE FAIRS FINAL RULES

2104	4-H Veterinary Science Large Animal Notebook: Intermediate
2105	4-H Veterinary Science Large Animal Notebook: Senior
2106	4-H Veterinary Science Large Animal Display: Junior
2107	4-H Veterinary Science Large Animal Display: Intermediate
2108	4-H Veterinary Science Large Animal Display: Senior
2109	4-H Veterinary Science Small Animal Poster: Junior
2110	4-H Veterinary Science Small Animal Poster: Intermediate
2111	4-H Veterinary Science Small Animal Poster: Senior
2112	4-H Veterinary Science Small Animal Notebook: Junior
2113	4-H Veterinary Science Small Animal Notebook: Intermediate
2114	4-H Veterinary Science Small Animal Notebook: Senior
2115	4-H Veterinary Science Small Animal Display: Junior
2116	4-H Veterinary Science Small Animal Display: Intermediate
2117	4-H Veterinary Science Small Animal Display: Senior

4-H VISUAL ARTS & CRAFTS

1. Read General Rules.
2. Place entry tag on front of exhibit with string or tape.
3. Entries are to be the result of the current year's work.
4. 4-H'ers may make a maximum of ten entries in the arts and crafts department with a maximum of three entries in any one class. Classes are those defined on 4-H enrollment.
5. 4-H'ers exhibiting in the Leather class should consider the following recommendations for projects.
 - 1st Year- 3rd Year: Tooled Leather Art, Laced Leather Art, Stamped Leather Art.
 - 4th Year: Tooled Leather Art, Laced Leather Art, Leather Dyeing.
6. 4-Her's exhibiting in the Scrapbooking class can enter up to six projects using a different technique, cropping & matting, eyelets & brads, choosing color, journaling, embellishments, paper tearing, distressing, embossing, marbling, stamping, chalk & watercolor, or ribbon & fibers.
7. All work should be completely finished and ready to display, for example, pictures framed with hanger on the back.
8. Ceramics may or may not have felt on the bottom.
9. All 4-H Arts & Crafts will be judged consultation style. 4-H'ers will receive a schedule with the time they are to meet with the judge.
10. Champion and Reserve Champion ribbons will be awarded in each class if the judge considers the exhibits worthy.
11. Overall Grand Champion and Reserve Grand Champion rosettes will be awarded if the judge considers the exhibits worthy.

CLASS

1101	General Arts and Crafts
1102	Sketching, Drawing, and Painting
1103	Carving, Sculpting, and 3-D Construction
1104	Ceramics
1105	Leather
1106	Acrylic Pour
1107	Scrapbooking

RULES ARE SUBJECT TO CHANGE WAITING ON STATE FAIRS FINAL RULES

OPEN CLASS VISUAL ARTS & CRAFTS

1. Read General Rules.
2. An official entry card must be attached to the front of the exhibit.
3. Exhibits must be the result of current year's work.
4. Exhibitors may enter a total of 10 entries in the Arts & Crafts division with a maximum of 3 entries in any one class.
5. Youth and adults will be judged separately. Youth classes will be divided as follows:
 - ◇ PeeWee Division (6 years old or younger)
 - ◇ Junior Division (7 to 9 years old)
 - ◇ Intermediate Division (10 to 13 years old)
 - ◇ Senior Division (14 years old and older)
6. Art work must be framed or matted and ready to hang. No coloring book pages may be exhibited.
7. All articles must be clean and free of soil.
8. Ceramics may or may not have felt on the bottom.
9. Decorated clothing must have a hanger.
10. Please note on entry if exhibit is made from a kit or is an original design.
11. All exhibitors must note on entry card if they are a professional, an amateur, or a teacher.
12. Exhibitors will be paid for 1st, 2nd and 3rd place only. This applies to each class within the division. Champion and Reserve Champion ribbons will be awarded in each division if the judge considers the exhibits deserving.
13. Overall Grand Champion and Reserve Grand Champion rosettes will be awarded if the judge considers the exhibits worthy.

CERAMICS & CHINA PAINTING CLASS

3115 Ceramics

3116 China Painting

CRAFTS CLASS

3117 General Crafts

OTHER HOBBIES CLASS

3118 Collections

JEWELRY CLASS

3119 General

SCULPTURE CLASS

3120 Sculpture

SKETCHING, DRAWING, PAINTING CLASS

3121 General

STITCHERY CLASS

3122 General

4-H WILDLIFE

1. Read General Rules.
2. Exhibitors must comply with state and federal laws. It is illegal to possess threatened or endangered wildlife, or the feathers, nests or eggs of non-game birds. Game birds and game animals taken legally during an open season may be used. The use of live wild animals in educational exhibits is prohibited. West Plains Extension, and the Finney County Fair are not responsible for damage during the exhibition period.

RULES ARE SUBJECT TO CHANGE WAITING ON STATE FAIRS FINAL RULES

3. Name, District, 4-H Club, Age and Year in the project should be in a prominent location on the exhibit.
4. Notebook: Contents pertain to some phase, results, story or information about the wildlife project.
5. Promotional Poster: Must be related to something learning in the Wildlife Project. (Flat poster board or foam board no larger than 22"x30".)
6. Educational Display: Must be directly related to the Wildlife Project. (Maximum tri-fold size is 3'x4'.)
7. Taxidermy/Tanning Exhibit: Should include an attachment that shows the work progress through the photos with captions, or a detailed journaling of the process.
8. Grand and Reserve Champion ribbons will be awarded in each class if the judge considers the exhibits worthy.
9. Overall Grand and Reserve Grand Champion rosettes will be awarded if the judge considers the exhibits worthy.

CLASS

- 1195 Wildlife Notebook
- 1196 Wildlife Promotional Poster
- 1197 Wildlife Educational Display
- 1198 Wildlife Taxidermy/Tanning Exhibit

Experiential / Other Classes

- 5403 Fish Harvesting Equipment - (SF168) - Board exhibit. Display of equipment used in fish harvesting. Examples: fishing knots, hooks (with corks over ends for safety), lures. Label all items displayed. Include in your exhibit the following information: the purpose of each item, when or where each item is used.
- 5404 Build a Fishing Rod - (SF169) - A fishing rod educational exhibit may not exceed 96 inches in length. Exhibit must be mounted on a board. Include with the exhibit: Explanation of cost of materials/components and how many number of hours required for construction. Label all parts. Necessary components which must be included are grip, line guides (based on manufacturers specifications), guide wraps, and hook keeper. Reel seat needs to be aligned with guides, and guides aligned accurately down rod. Guide wraps of size A to D, nylon or silk thread. Exhibit will be judged on: workmanship, labeling of parts, information, and neatness.
- 5405 Casting Target - (SF170) - Make a casting target for exhibit and use. Target must be under 48" x 48". The bullseyes must be 2 feet, outer band must be 1 foot in diameter and can have up to 3 rings. The exhibit must be easy to store, durable, and weather resistant. Include the purpose and rules of using your casting target.
- 5406 Wildlife Harvesting Equipment - (SF171) - Board Exhibit. Display of equipment used in harvesting wildlife. Examples: expended ammunition casings (no live ammunition permitted), steel traps, hide stretchers, fleshers, etc. For displays of shotguns, rifles, or bows, use drawings or pictures. Label all items displayed: the purpose of each item, when or where it is used and personal experiences with the item.
- 5407 Inventing Wildlife/Fish Harvesting Equipment, Aid or Accessory - (SF168) - Use engineering principles to invent or adapt equipment that helps you harvest fish or wildlife. This could include wildlife calls, adapted fishing pole for shallow water, a blind, decoys, etc. Share your drawing (or adapted plans), how the equipment works, how you tested it, and the results of testing your prototype, and any adjustments you made.
- 5408 Tanned Hides - (SF172) - Exhibit of a wild animal hide properly processed by the member. If not mounted, must be in a clear clothing bag with hanger. All field experiences, study, OR observations that relate to the exhibit.

RULES ARE SUBJECT TO CHANGE WAITING ON STATE FAIRS FINAL RULES

- 5409 Taxidermy - (SF172) - Any legal fish, bird, or other wild animal properly processed by the member. No requirement as to mounting. Include the animal's name and the following: information about the exhibitor's personal field experiences, study, OR observations that relate to the exhibit.
- 5410 Wildlife Tracks - (SF158) - Board or diorama-type box exhibit. Make a display of animal tracks using plaster-of-paris casts. There are 3 options. For all options, include a brief description of your experiences in making the tracks so the judges better understand what you did and learned. Positive casts (impressions as they would be in nature) are preferred. - Option 1 should show plaster-of-paris tracks of five or more kinds of wildlife along with a picture or illustration of each kind of animal. (OR) - Option 2 should show two or more plaster-of-paris tracks of one specific kind of wildlife and should include a picture or illustration of the animal, what the animal may eat, and what may eat the animal. (OR) - Option 3 should show two tracks and include the animal's habitat needs including preferred food, shelter, water, and space in addition to picture or illustration of the animal.
- 5411 Wildlife Knowledge Check - (SF159) - Use electrical circuits, pictures, or other methods of teaching wildlife identification or other wildlife conservation or shooting sports related knowledge. Plan size and shape to fit transportation and display; maximum size 24 x 24 inches.
- 5412 Houses - (SF165) - Make a house for wildlife. Examples: bird house (bluebird, purple martin, wood duck, kestrel, barn owl, etc.) or bat house; no insect houses. Make the house functional so that dimensions, hole size etc. are appropriate to fit the intended species' needs. Include the following information: 1) the kinds of animal(s) for which the house is intended, 2) where and how the house should be located for best use, 3) any seasonal maintenance needed, and 4) any evidence of your personal observations from experiences.
- 5413 Feeders/Waterers - (SF166) - Make a bird bath or feeder. Examples: seed, suet, or nectar feeders. Squirrel feeder okay; no insect feeders. Include the following information: 1) the kinds of animal(s) for which the water/feeder is intended, 2) where are how the water/feeder should be located for best use, 3) any seasonal maintenance needed, and 4) any evidence of your personal observations or experiences.
- 5414 Tanned Hides- Exhibit of a wild animal hide properly processed by the member. If not mounted, must be in a clear clothing bag with hanger. Field experiences, study, OR observations that relate to the exhibit should be included with exhibit.

4-H WOODWORKING

1. Read General Rules.
2. Exhibitors may enter only one article in each class.
3. Consideration will be given to workmanship: accuracy to the plan, choice of wood, suitability and quality of finish and usefulness.
4. The plan from which it was constructed must be with the article exhibited. The plan may be a photocopy, the actual pattern, or a scale drawing. It must be complete and accurate to the extent that a duplicate article could be built using the plan as a guide. A set of step by step instructions is not a plan. Open class entries should designate on the entry if the article is original or kit construction.
5. Any project with missing or insufficient plans will be lowered one ribbon placing (i.e. a blue ribbon project will receive a red ribbon, etc.)

RULES ARE SUBJECT TO CHANGE WAITING ON STATE FAIRS FINAL RULES

6. Repaired and Refinished furniture must include a brief explanation of work completed attached to exhibit.
7. Other Woodwork Article includes articles not listed in other classes.
Example: birdhouses, bird feeders, household equipment such as knife racks, bread boards, door stops, etc.
8. **Projects made from precut kits are not allowed.**
9. In order for the exhibit to be chosen for Kansas State Fair, the exhibitor must be 9 years old by Jan. 1 of the current year.
10. Champion and Reserve Champion ribbons will be awarded in the Junior, Intermediate and Senior divisions if the judge considers the exhibits worthy.
11. Overall Grand Champion and Reserve Grand Champion rosettes will be awarded if the judge considers the exhibits worthy.

WOOD SCIENCE: JUNIOR (7-9 YEARS OLD) CLASS

- 1280 Article for farm or shop: Junior
- 1281 Lawn Furniture: Junior
- 1282 Household Furniture: Junior
- 1283 Other Article: Junior
- 1284 Repaired and Refinished Furniture: Junior
- 1285 Article made from a kit: Junior

WOOD SCIENCE: INTERMEDIATE (10-13 YEARS OLD) CLASS

- 1286 Article for farm or shop: Intermediate
- 1287 Lawn Furniture: Intermediate
- 1288 Household Furniture: Intermediate
- 1289 Other Article: Intermediate
- 1290 Repaired and Refinished Furniture: Intermediate
- 1291 Article made from a kit: Intermediate

WOOD SCIENCE: SENIOR (14-18 YEARS OLD) CLASS

- 1292 Article for farm or shop: Senior
- 1293 Lawn Furniture: Senior
- 1294 Household Furniture: Senior
- 1295 Other Article: Senior
- 1296 Repaired and Refinished Furniture: Senior
- 1297 Article made from a kit: Senior

OPEN CLASS WOODWORKING

1. Read General Rules.
2. Exhibitors may enter only one article in each class.
3. Consideration will be given to workmanship: accuracy to the plan, choice of wood, suitability and quality of finish and usefulness.
4. The plan from which it was constructed must be with the article exhibited. The plan may be a photocopy, the actual pattern, or a scale drawing. It must be complete and accurate to the extent that a duplicate article could be built using the plan as a guide. A set of step by step

RULES ARE SUBJECT TO CHANGE WAITING ON STATE FAIRS FINAL RULES

instructions is not a plan. Open class entries should designate on the entry if the article is original or kit construction.

5. Any project with missing or insufficient plans will be lowered one ribbon placing.
6. Repaired and Refinished furniture must include a brief explanation of work completed attached to exhibit.
7. Youth and adult entries will be judged separately.
8. Exhibitors will be paid for 1st, 2nd and 3rd place only. This applies to each class within the division. Champion and Reserve Champion ribbons will be given in each class if the exhibits are deserving.
9. Overall Grand Champion and Reserve Grand Champion rosettes will be awarded if the judge considers the exhibits worthy.

CLASS

- 3130 Article for farm or shop use
- 3131 Lawn Furniture
- 3132 Household Furniture
- 3133 Other woodworking articles (Bird houses, Knife racks, etc.)
- 3134 Repaired and refinished furniture (with explanation of the work completed)
- 3135 Restored antique (with explanation of the work and story must be included)
- 3136 Miscellaneous Woodworking
- 3137 Wood Toys
- 3138 Wood Turning

RULES ARE SUBJECT TO CHANGE WAITING ON STATE FAIRS FINAL RULES

NOTES