

FINNEY COUNTY
FAIR



**SEW
GROW
SHOW**

IT!



2024 FAIR BOOK

Finney County Commissioners

Lon E. Pishny, District 1

Dave Jones, District 2

Duane Drees, District 3

Gerry Schultz, District 4

Larry C. Jones, District 5

Finney County Fairboard

Tiffany Harmon, President

Roxanne Lansink, Vice President

Carole Fry, Treasurer

Deann Gillen, Secretary

Bill McNeill, Ex-Officio

Kyle Deaver

George Frey

Jessica Dorsey

Brian Sherwood

Kasey Robinson

Skeeter Johnson

Adam Paterson

Brock Baker

Stephanie Wildeman, Fair Secretary

West Plains Extension District Finney County

Tammy Hutcheson

Bill McNeill

Sara Gleason

Jeremy Gigot

Finney County Office Staff

Janet Harkness, 4-H Agent

Tori Mock, 4-H Agent

Jennifer LaSalle, Family & Consumer Science Agent

Jessica Lopez, Office Director/ 4-H Assistant

FINNEY COUNTY FAIR ENTRY PROCESS

Entry Deadlines:

Tuesday, July 16th is the deadline for livestock stalls, waivers, insurance and proof of YQCA certification. (4-H & Open Class). Livestock Insurance will be required and purchased through the Extension Office, payable to the “Finney County 4-H Council.” If livestock insurance is declined, a waiver must be signed and turned by entry deadline. A stall map will be created with the information through FairEntry. All exhibitors must complete a livestock waiver with their entry. YQCA certificate will need to be brought in or emailed on or before July 16th. Without a certificate you can NOT show at the Finney County Fair.

Tuesday, July 9th is the deadline for entries for the following 4-H projects: photography consultation judging, food & nutrition consultation judging, sewing textile design & fashion revue, fiber arts, arts & crafts consultation, communications.

4-H Entry Process:

1. Go to the following FairEntry website: <https://finney-county.fairentry.com>.
2. You should see the “2024 Finney County Fair” text and logo on the main page.
3. Log-in using your 4-HOnline username and password. There will be a separate log-in screen for users who already have a 4-HOnline profile. (Contact the Finney County Extension Office if you forgot your password or need help logging in).
4. Once successfully logged in, follow the steps on the screen to make your entries in each department.
5. If entering in both 4-H & Open Class, you can make all entries once you log-in.

Helpful Hints:

“4-H Static” includes the following project areas: Cloverbuds, Communications, Educational Displays, Electric & Renewable Energy, Forestry, Geology, Entomology, Interior Design & Architecture, Photography, Shooting Sports, Small Engines & Uncrewed Aerial System, Visual Arts & Crafts, and Woodworking.

Open Class Entry Process:

1. Go to the following FairEntry website: <https://finney-county.fairentry.com>.
2. You should see the “2024 Finney County Fair” text and logo on the main page.
3. Create a FairEntry profile. All exhibitors are required to enter the mandatory contact information. This profile can be re-used for future fairs, so please remember to write your username and password down.
4. Once successfully logged in, follow the steps on the screen to make your entries in each department.

Helpful Hints:

“Open Class Static” includes the following areas: Educational Displays, Photography, Shop Exhibits, Small Engines & Uncrewed Aerial Systems, and Woodworking

Pre-entries are NOT required for open class exhibitors, but are HIGHLY RECOMMENDED.

Pre-entries will make the check-in process a lot easier.

RULES ARE SUBJECT TO CHANGE WAITING ON STATE FAIRS FINAL RULES

Table of Contents

ENTRY PROCESS	pg. 1
SPECIAL NOTES	pg. 4
BUILDING HOURS	pg. 4
<u>RULES AND REGULATIONS</u>	
General Rules & Regulation	pg. 5-7
General Livestock Rules	pg. 8-11
Unauthorized Mobile Transportation	pg. 11-12
Kansas 4-H Code of Conduct	pg. 12
4-H/FFA/FCCLA General Rules	pg. 13-15
Finney County Emergency Guidelines	pg. 16-17
<u>DEPARTMENTS</u>	
4-H / FFA Aerospace/Rocketry (STEM Aerospace)	pg. 18-20
Open Aerospace/Rocketry	pg. 20
4-H/FFA Ag Mechanics/Welding (STEM Ag Mechanics)	pg. 21-22
4-H/ FFA Agronomy (Crops)	pg. 22-23
Open Agronomy	pg. 23-25
4-H/FFA Astronomy (STEM Astronomy)	pg. 25
Open Astronomy	pg. 25-26
Barn Quilts	pg. 26-27
Beef	
4-H/FFA	pg. 27-29
Open	pg. 30-31
4-H/FFA Building Block Engineering (STEM Architecture Building)	pg. 31-33
Carcass Show (4-H/FFA)	pg. 33
4-H Cloverbuds	pg. 34
4-H Communications	pg. 34-35
4-H Computers	pg. 35-38
Dairy Market Beef	
4-H/FFA	pg. 38
Dairy Cattle & Goats	
4-H/FFA	pg. 38-39
Open	pg. 39-40
Duct Tape – Open	pg. 40
Educational Displays, Notebooks & Posters	
4-H	pg. 40-42
Open	pg. 42-43
4-H Ag Mechanics, Astronomy, Building Blocks Engineering, Computers, Robotics, Aerospace/Rocketry, Educational Exhibits (STEM)	pg. 43-45
4-H/FFA Electric & Renewable Energy (Energy Management)	pg. 45-47
Entomology	pg. 47-49
Fashion Revue (4-H)	pg. 49-51
Fiber Arts (Crochet, knitting, patchwork, quilts) (4-H)	pg. 51-53
Flowers	
4-H/FFA	pg. 53-54
Youth Open	pg. 54-56
Adult Open	pg. 56-59
Food & Nutrition	
4-H	pg. 60-62
Open	pg. 62-66
Food Preservation	
4-H	pg. 66-67
Open	pg. 67-69
Forestry (4-H)	pg. 69-70
Geology	pg. 70-72

RULES ARE SUBJECT TO CHANGE WAITING ON STATE FAIRS FINAL RULES

Goats (Meat & Breeding Meat)	
4-H / FFA	pg. 72-74
Open	pg. 74-75
Horses	
4-H / FFA	pg. 76-78
Open	pg. 78-80
Horticulture	
4-H/FFA	pg. 80-81
Open	pg. 81-83
Interior Design & Architecture	pg. 83-84
Lapidary (4-H)	pg. 84
Models & Interlock Blocks (Open)	pg. 85
Pet Show	
4-H	pg. 85-86
Open	pg. 86-87
Photography	
4-H	pg. 87-89
Open	pg. 89-93
Poultry	
4-H	pg. 93-95
Open	pg. 95-96
Rabbits	
4-H	pg. 96-98
Open	pg. 98-99
Rate of Gain	pg. 99
Robotics	
4-H/FFA	pg. 100-101
Open	pg. 101-102
Sewing Textile Design	
4-H/FFA	pg. 102-103
Open	pg. 103-105
Sheep	
4-H / FFA	pg. 106-107
Open	pg. 108
Shooting Sports (4-H)	pg. 109-110
Shop Exhibits (Open)	pg. 110
4-H / FFA Small Engines	pg. 110-111
Supreme Showman (4-H / FFA)	pg. 111
Swine	
4-H / FFA	pg. 112-114
Open	pg. 114-115
4-H/FFA Uncrewed Aerial System	pg. 115-116
4-H/FFA Veterinary Science	pg. 116-118
Visual Arts & Crafts	
4-H	pg. 118
Open	pg. 118-119
Wildlife & Sportfishing (4-H)	pg. 119-121
Woodworking	
4-H	pg. 121-122
Open	pg. 122-123

FINNEY COUNTY FAIR SPECIAL NOTES

**ALL DATES ARE SATURDAY, JULY 20 – SUNDAY, JULY 28
UNLESS OTHERWISE NOTED**

SPECIAL NOTES:

- Many dates and check in forms have changed, be sure to use 2024 forms only for all areas.
- **Parking: For safety reasons, there will be designated areas for parking. Violators will be towed.**
- All ATV/Golf Carts must be registered at the Finney County Extension Office and exhibit a permit. All drivers MUST have a valid driver's license.
- Age divisions are as follows:
 - ◊ 4-H, FFA and FCCLA
 - ◊ Open Class Youth (6 years of age and under)
 - ◊ Open Class Youth (Junior: 7-9; Intermediate 10-13; Senior 14-18)
 - ◊ Open Class Adults (19 years & older)

ENTRIES:

- **All 4-H & Open Class** entries will be done online. Please see page 3 for entry instructions.
 - ◊ Livestock entries & waiver are due **Tuesday, July 16th.**
 - ◊ Rabbit/poultry entries are due **Tuesday, July 16th.**
- **4-H Exhibits:** Clothing, Fashion Revue, Fiber Arts, Photography, Visual Arts & Crafts, Foods & Nutrition and requests for display space are due **Tuesday, July 9th.**
- **Horses:** 4-H & Open Horse entries and horse waivers are due **Tuesday, July 16th.**

PAYOUTS:

- Ribbon premium checks will be available for ALL exhibitors at the Finney County Extension Office on or after August 23rd.
- Checks that are not picked up within 90 days after the completion of the fair will be voided and all monies/prizes will be forfeited.
- Floor Checks will be written on or after August 9th.
- Premium auction checks will be picked up by the 4-Her when delivering their thank you to the business that purchased their animals.
- Carcass checks will be paid out to the 4-Her when the money has been received.
- 4-H premium payout: Static Exhibits- Blue \$3.00, Red \$2.00, White \$1.00
- 4-H Premium payout: Livestock – Blue \$5.00, Red \$3.00, White \$1.00
- Open Class payout will pay: Static exhibits – 1st place - \$3.00, 2nd place- \$2.00, 3rd place - \$1.00.
- Open Class payout will pay: Livestock Exhibits – 1st Place- \$5.00, 2nd place- \$3.00, 3rd place - \$1.00

BUILDING HOURS:

Buildings will be open to the public during the following hours of the fair:

Wednesday – Saturday:
10 am- 9 pm

Sunday
9 am – 11 am

RULES ARE SUBJECT TO CHANGE WAITING ON STATE FAIRS FINAL RULES

FINNEY COUNTY FAIR GENERAL RULES AND REGULATIONS

The following rules are prescribed by the Finney County Fair Board for the operation of the Finney County Fair. The Fair Board reserves the right to interpret these rules and regulations and arbitrarily settle all questions arising in connection with the fair.

EXHIBITOR NUMBERS

1. All exhibitors will be assigned a unique exhibitor number that must appear on all entries.
2. Exhibitors will use their assigned numbers for any Open Class Exhibits.
3. 4-H members will use their 4-H exhibitor number on all entries including those exhibited in open class.
4. Exhibitor numbers can be obtained prior to the fair using FairEntry. All entries will be made using fairentry.com.
5. Failure to put the exhibitor number on the entry cards may forfeit or delay payment of premiums.

CLASS NUMBERS

1. Each class has been assigned a unique number. That number must appear on all exhibit cards.
 - a. 4-H, FFA, and FCCLA classes all use numbers in the 1000 series.
 - b. Open class numbers use numbers in the 3000 series.
Exceptions: Youth flowers use numbers in the 2000 series.

ENTRIES

1. Any fees required for entry will be collected at the Extension Office.
2. Entries for all classes must be made using the FairEntry online fair management system. Please see page 3 for entry instructions.
 - a. Divisions are:
 - 4-H, FFA and FCCLA - Classes are: (Junior: 7-9, Intermediate 10-13, Senior 14-18)
 - Open Class Youth (6 years of age and under)
 - Open Class Youth (Junior: 7-9; Intermediate 10-13; Senior 14-18)
 - Open Class Adults (19 years & older)
3. Age will be determined by day of entry for open class youth.
4. All 4-H youth will use their 4-H age (as of Jan. 1) for 4-H exhibits.
5. Youth and Adult Open Class entries will be judged separately.
6. Articles must be entered with exhibit card attached. DO NOT separate entry cards.
7. Exhibitors should carefully note special rules for departments in which their entries are made.
8. Youth and Adult Open Class exhibitors may include non-county residents. Exhibitors in the 4-H/FFA/FCCLA division must be members of Finney County 4-H Clubs and/or Finney County FFA/FCCLA Chapters.
9. Exhibits are to be the work of the exhibitors where mechanical or hand skill is required; the grower where crops or garden exhibits are entered; the owner and feeder where livestock exhibits are entered; and the result of current year's work.
10. The same exhibit may not be shown in both 4-H/FFA/FCCLA and Open Class, unless stated in the rules for each department.

RULES ARE SUBJECT TO CHANGE WAITING ON STATE FAIRS FINAL RULES

11. Exhibitors shall be responsible for keeping exhibits, exhibit buildings and adjacent areas clean under the supervision of department superintendents.
12. See individual departments for entry times.

JUDGING

13. The Danish Award system will be used in the 4-H/FFA division. The Danish System of placing exhibits is a rating of a blue, red or white award for every exhibit. The standard for each exhibit is established by the characteristics of the ideal product in each category at the judge's discretion.
Blue - Excellent quality Red - Good quality White - Acceptable quality
14. The Danish Award System will be used in Open Class judging. The Danish System of placing exhibits is a rating of a blue, red or white award for every exhibit. Exhibitors will be paid for 1st, 2nd and 3rd place only. This applies to each class within the division.
15. A judge at his/her discretion may withhold any or all ribbons if the entry or animal is not worthy of award.
16. Champion ribbons may be awarded if there are more than three in the class, or where the judge determines the exhibit is of outstanding quality. In all divisions, an exhibit must have received a blue ribbon in order to be named a Champion or Reserve Champion.
17. **Any person attempting to interfere with or stalk the judges or who publicly voices disapproval of the judges' decision shall forfeit any awards won.**

DRESS CODE

18. Activity Expectations: Offensive and inappropriate clothing will not be allowed including: any clothing that exposes the midriff, back or cleavage. Undergarments must be 'undergarments' and are not to be seen. All youth exhibitors are expected to dress appropriately during judging at the Finney County Fair, as representatives of 4-H & FFA.

PROTESTS

19. Judges decisions are final, subject to protest. All protests must be made in writing to the Fair Secretary, setting forth the grounds for protest. Such protests must be filed by 12:00 noon, last day of the fair. In the event an immediate decision needs to be made dealing with a protest, the protest may be delivered to the Fair Board president and a grievance committee will convene based on a timeline decided by the president.
20. A grievance committee made up of any five Fair Board members, with the aid of the department superintendent, will decide the outcome of a protest. This decision will be final.

LIABILITY OF EXHIBITORS

21. Management is not responsible for accidents, fire or theft of neither exhibits, nor injuries to persons. Exhibits shall be displayed at owner's risk.
22. Nothing shall be sold or given away by exhibitors, which shall conflict with the operation of concessions.
23. Use of fireworks or sparklers is prohibited on the Finney County Fairgrounds.
24. Possession of any illegal firearms, weapons and illegal drugs on the Finney County Fairgrounds is prohibited.

ELECTRICAL SAFETY RULES

25. Electrical safety is everyone's responsibility:
 - A. All electrical switches, plugs, cords, insulators and ground wires must be undamaged.

RULES ARE SUBJECT TO CHANGE WAITING ON STATE FAIRS FINAL RULES

- B. Only UL approved double insulated and/or grounded cords and devices are allowed.
- C. Extension cords must be plugged into a GFCI outlet or GFCI equipped device.
- D. All unprotected electrical wires must be kept out of the reach of children and animals. Out of reach is defined as 6' above ground.
- E. All electrical wires within the reach of animals or children must be protected.
- F. One animal and two persons will be permitted in designated grooming stations.
- G. Do not overload circuits. Watch for signs of overheated outlets, cords, and switches.
- H. Conduct a thorough inspection before each major event. Follow electricians' instructions.
- I. Water and electricity do not mix. Unplug devices that become damp, wet, or damaged.
- J. Report any unsafe condition, practice, and any violation of these guidelines immediately to a superintendent or Fair Board member.

Electrician certifies, with inspection and signature, that they have completed the electrical safety inspection and made necessary power connections for the events daily. If a problem is noted by the electrician, the equipment will be removed from the building.

RELEASE OF EXHIBITS

- 26. All exhibits shall be released according to the release schedule determined by the Fair Board. All exhibits will be released at 11:00 am. Sunday July 28, 2024
- 27. Any exhibits left after 12:30pm on Sunday are left at owner's risk and may be discarded.
- 28. Exhibitors shall forfeit any awards due to violation of the above rules or for early removal of exhibits.

ALCOHOL AND ILLEGAL SUBSTANCES

- 29. No alcohol beverages shall be consumed on the fairgrounds unless a designated area is established. The use of illegal substances is strictly forbidden on the fairgrounds.

COMPLAINT OR SUGGESTIONS

- 30. If you have a complaint or suggestion about the fair, then you need to fill out a form that will be available around the fairgrounds or the fairboard office.

RULES ARE SUBJECT TO CHANGE WAITING ON STATE FAIRS FINAL RULES

GENERAL LIVESTOCK RULES

- 1.** See General Rules and Special Rules under each department
- 2.** All Market Livestock must be tagged with an official state 4-H tag and scrapies tag before or on May 1st to be eligible to show at the Finney County Fair.
- 3.** If for some reason you can't make these weigh dates you will have to schedule an appointment with the Extension agent. A livestock superintendent and agent will need to be present time of tagging.
- 4.** If you do not want to participate in the rate of gain then you do not have to weigh your animals.
- 5.** All exhibitors must complete the following forms in Fair Entry by July 12th to show at the Finney County Fair. Forms can be found on Fair Entry.
 - Finney County Fair 4-H, FFA/ FCCLA Livestock Declaration (one per household)
 - Finney County Fair 4-H, FFA/ FCCLA Livestock Waiver (one per exhibitor)
 - Finney County Fair 4-H, FFA/FCCLA Code of Conduct (one per exhibitor)
- 6.** ALL YOUTH SHOWING LIVESTOCK – must complete and turn in YQCA Certification by July 12th. Failure to do so will result in not being able to show at the Finney County Fair.
- 7.** LIVESTOCK INSURANCE is required for each animal showing and stalling at the Finney County Fair and must be paid by the deadline. If insurance is declined then a waiver will be required to be signed by the entry deadline.
- 8.** Market Beef and Market Heifer being tagged for the Kansas State Fair and Kansas Junior Livestock Show need to be tagged and DNA envelopes postmarked and entered online on May 1st.
- 9.** Heifers, Goat, Sheep and swine being tagged for the Kansas State Fair and Kansas Junior Livestock Show needs to be tagged and DNA envelopes postmarked and entered online on June 15.
- 10.** Family nominations may ONLY include and be completed by the immediate family members for Kansas State Fair and Kansas Junior Livestock Show.
- 11.** All 4-H/ FFA/ FCCLA and Open Class livestock must be pre-entered via FairEntry or to the Finney County Extension Office by the specified deadlines. Double check that ALL information about livestock is entered and is correct. Incorrect information can lead to class set-up problems, and more.
- 12.** All 4-H and FFA livestock will be stalled on the fairgrounds unless otherwise designated by specific species. The Fair Board secretary will create a stall map from the entries entered in Fair Entry by species and clubs. A tack pen will be shared between clubs not families. The Livestock Superintendents and agents will review and post. Changes need to be approved by an agent and Fair Board members.
- 13.** No beef blocking chutes or blocking tables will be in the West Pavilion.
- 14.** All Open class Sheep, Goats, and Swine must be stalled on the fairgrounds except for Beef and Dairy.
- 15.** Market animals (Beef, Goats, Sheep & Swine) must be checked –in and weighed at times specified in the schedule. Breeding Animals must also be checked in but weighing is optional.
- 16.** Vet check: Vet Check is MANDATORY for all sheep and goats. Before arriving to Vet check, animals must have blankets/ coverings removed and be 'slick –shorn' for proper inspection by the Veterinarian. All sheep and goats will be vet checked before they can enter the West Pavilion.
- 17.** Animals with active lesions or warts, ringworm, pinkeye, sore moth, club lamb fungus, or mange will not be permitted to exhibit. Kansas is brucellosis, pseudo rabies and tuberculosis free so no test for these diseases will be required for livestock originating within the state.

RULES ARE SUBJECT TO CHANGE WAITING ON STATE FAIRS FINAL RULES

18. All male market animals must be castrated and healed.
19. The livestock superintendent is authorized to refuse livestock showing signs of disease, or deemed for any other reasons to be dangerous to other animals or to the general public. A licensed veterinarian shall inspect all entries if necessary and his/her orders shall be final.
20. **All exhibitors will be required to bring their own bedding.**
21. Bedding: WHITE PINE chips must be used for swine. Beef will be bedded on sand, no wood chips or straw. Sheep and goats may use RED CEDAR or WHITE PINE bedding.
22. Exhibitors are required to maintain livestock areas, and their animals. Areas and animals should be maintained in a clean and professional manner. Exhibitors failing to comply with the expectation will forfeit all premiums, including the opportunity to participate in the Premium Auction.
23. All livestock will be on display in the barns each day and may not leave the fairgrounds without Livestock superintendent and Fair Board approval.
24. All exhibitors will be required to complete a drug release/waiver form to be turned in at the time of entry.
25. Drenching or Tubing: Any liquid or substance not considered part of a normal diet for livestock shall not be used while drenching. Otherwise, the animal will be disqualified from the fair show. This applies to all species (4-H/FFA/Open – Beef, Sheep, Swine & Goats).
26. No Medication can be administered without the licensed fair veterinary.
27. Drug Label Withdrawal: Animals being sold on the floor or to the carcass show have not had any drugs within the drug label 20-30 days of slaughter.
28. At the discretion of a consensus of the livestock superintendents and a minimum of three Fair Board members, any animal deemed to be unruly or not accustomed to being handled or around people, will be disqualified from exhibit and required to be removed from the fairgrounds. Failure to comply could disqualify the exhibitor from all competition.
29. 4-H, FFA and Youth exhibitors may use the assistance of non-family members to prepare animals for show with the expectation that the exhibitor is at animal-side during preparation actively engaged in the learning process. All preparation will be done-in-barn or barn-side. No fitting at or in trailers will be allowed. Youth exhibiting multiple animals and requiring assistance getting animals to ringside are highly encouraged to seek out other Finney County 4-H and FFA members first but are allowed to use non-family help. If you are caught not following this rule, you will be subject to no sell in the Premium Auction.
30. If an exhibitor has more than one animal in a class, another 4-H/FFA member may show that animal only if they are enrolled in that project.
31. The number of entries in the livestock departments will be guided by individual department rules.
32. Class size– There must be 3 or more animals in a breed to be considered a class with exception of (Beef Goats and Horse Projects).
33. Breeding animals cannot show in both breeding and market show.
34. Breeding Animals: Breeding animals must be born after December 1st of the previous year. All breeding animals must be owned and tagged by May 1st. If registered papers need to be turned in by May 1st as well.
35. All livestock stock shows at the Finney County Fair are considered “BLOW – AND- GO-SHOWS” and must adhere to the following parameters.

RULES ARE SUBJECT TO CHANGE WAITING ON STATE FAIRS FINAL RULES

- **Animals will be show free of any adhesive, glue, paint, or powder products.**
 - **Any compounds that have adhesive qualities that when applied cannot be combed or brushed through or alter the color of the animal are forbidden**
 - **Alcohol, water, oil, foam, or any water or alcohol-based products with no adhesive or glue qualities, or artificial colorings are permitted.**
- 36.** Animals will be weighed only one time. All weights are final and not subject to change.
- 37.** All livestock exhibitors must personally show their OWN animal(s) for the sale through the Premium Auction **and must be present to sell!!! EXCEPTION** will be by special permission granted by at least three Fair Board members then the owner will need to be present in the building during the auction. Any exception to the above rule must be approved by ALL Fair Board members.
- 38.** All livestock exhibitors are encouraged to enter in showmanship. Ribbons and premiums will be awarded as in other classes. The animal used in Showmanship classes must be exhibited in a conformation 4-H/FFA division class, owned and shown by the showmanship exhibitor.
1. Judges will consider:
 - Preparation of animals for show
 - a. condition of feet
 - b. washing and cleanliness
 - Showing of animal and exhibitor appearance
 - a. control of animal by exhibitor
 - b. poise and collectiveness
 - c. skill of showing
 - d. ability to stand, move or show the animal as requested by judge.
 - e. Knowledge of your specie.
- 39.** No animals will be permitted to leave the fairgrounds before their species is checked out by the superintendent, after Sunday Awards. The only exception will be for health reasons and approved by the Fair Board and livestock superintendent.
- 40.** The Overall Grand Champion Market Beef, Sheep, Swine, and Meat Goat will have the opportunity to attend the Tri-State Royal “Champion of Champions” Show in Goodland, Kansas in August. Youth will be allowed to collect premium money for their champion specie then be non-terminal to attend the show. It is the responsibility of the owner to notify the superintendent before the premium sale that the animal will go on to the Tri- State Royal. At that time photos and any other identification will be taken of the animal. By choosing to attend the Tri-State Royal, the animal will forfeit competition in the carcass contest. Should the Grand Champion choose to not move on, the same rules will apply to the Reserve Champion of that specie. Only Overall Grand & Reserve Champion animals are eligible to show in the Tri-State Royal.
- 41.** No oil, powder, or other treatments which interfere with packer dressing of carcasses is permitted.
- 42.** Only market animals qualify for the Carcass show. All must meet minimal weights for respected species.
- 42.** Initial weigh-ins will be done at 4-H Tagging (weather permitting). Rate of Gain weigh-ins will not be permitted on make-up tagging dates.
- 43.** Final weigh-ins will be done at the Finney County Fair check-in.

RULES ARE SUBJECT TO CHANGE WAITING ON STATE FAIRS FINAL RULES

- 44. Weigh-ins must be witnessed by an extension agent plus a Fair Board Member or Livestock Superintendent.
- 45. Three animals from three separate families must be weighed-in in order to form and have a Rate of Gain contest for said class.

UNAUTHORIZED MOBILE TRANSPORTATION

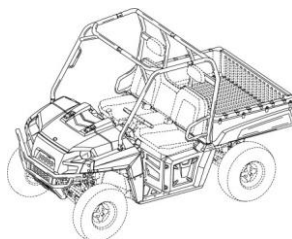

This is a major insurance liability!!

All non-street legal vehicles, motorcycles, four wheelers and other mobile transportation are prohibited on the fairgrounds.

All drivers MUST have a valid driver's license. This is a legal liability and part of our insurance policy. Application for Authorization on Mobile Transportation units is available in the Fair Office or the Extension Office.

The Finney County Fairboard, West Plains District and the County of Finney County are not reliable for any damage to a golf cart or ATV.

YES- All drivers MUST have a valid driver's license. DRIVE SLOWLY AND SAFELY



NO - Due to insurance liability all other motorized vehicles such as motorcycles, and four wheelers will be prohibited.



Warning

Under Kansas law, there is no liability for an injury to or the death of a participant in domestic animal activities resulting from the inherent risks of domestic animal activities, pursuant to K.S.A. 60-4001 through 60-4004. You are assuming the risk of participating in this domestic animal activity.

Inherent risks for domestic animal activities include, but shall not be limited to:

- 1) The propensity of a domestic animal to behave in ways i.e., running, bucking, biting, kicking, shying, stumbling, rearing, falling or stepping on, that may result in an injury, harm or death to persons on or around them;

RULES ARE SUBJECT TO CHANGE WAITING ON STATE FAIRS FINAL RULES

- 2) The unpredictability of a domestic animal's reaction to such things as sounds, sudden movement and unfamiliar objects, persons or other animals;
- 3) Certain hazards such as surface and subsurface conditions;
- 4) Collisions with other domesticated animals or objects; and
- 5) The potential of a participant to act in a negligent manner that may contribute to injury to the participant or others, such as failing to maintain control over the domestic animal or not acting within such participant's ability.

KANSAS 4-H CODE OF CONDUCT

As a participant in the Kansas 4-H program, you have the responsibility of representing Kansas 4-H to the public. You are expected to conduct yourself in a manner that will bring honor to you, your family and 4-H. To do that, you must:

1. Conduct yourself and your project work in a manner that is trustworthy, respectful, responsible, fair, caring and in good citizenship.
2. Be responsible for your actions by following the rules and being accountable. This includes being in assigned program locations/sessions, abiding by deadlines, time and housing arrangements. If you are unable to participate or need assistance, notify those in charge of the event/program.
3. Treat yourself, other people, animals, property with respect, using good manners, dressing appropriately and by not using profanity. You will be personally responsible for any damage caused as a result of your behavior.
4. Know that use of tobacco, alcohol, and non-prescribed drugs by youth is illegal.
5. Demonstrate caring for people other than yourself. Know that harassment of any type is illegal and prohibited at all 4-H events.
6. Be a good citizen by participating fully, and helping those around you have positive experiences.
7. Use technology and social media in safe and appropriate ways for the good of the 4-H Youth Development programs.

RULES ARE SUBJECT TO CHANGE WAITING ON STATE FAIRS FINAL RULES

4-H / FFA / FCCLA GENERAL RULES

1. Each 4-H Club member must attend 4 club meetings per year to be eligible to participate in the 4-H division of the Finney County Fair. Attendance will be verified with Club Leader. If requirements not met 4-H youth may participate in Open division of the fair.
2. Each 4-H Club member is encouraged to make at least one exhibit of his or her current project work.
3. All exhibits must be the result of the current year's project work. Youth must be enrolled in any project they exhibit at the fair in the 4-H/FFA/FCCLA Division.
4. Entries for all classes must be made using FairEntry. 4-H Members can log-in to <https://finney-county.fairentry.com> using their 4-H Online log-in. Please contact the Extension Office for assistance. All sections of the entry must be filled out before department superintendents will accept entries. Some exhibits also require additional labels. See departments for guidelines.
5. You no longer need to fill in a stall reservation form. Stall maps will be created with the information through FairEntry. You will need to bring your own wood chips for the stalls and cages.
6. All exhibits MUST be in place by entry closing time set for each department. Refer to each department for the date and time entries must be in place.
7. Two exhibits per class are permitted except where otherwise designated.
8. In all 4-H/FFA/FCCLA classes the age of the exhibitor will be as of Jan. 1 of the current year. Divisions are divided are:

Cloverbud	Ages 5 and 6
Junior	Ages 7, 8, and 9
Intermediate	Ages 10, 11, 12, and
13 Senior	Ages 14 ,15, 16, 17
and 18	

9. All 4-H/FFA/FCCLA exhibits will be judged through consultation judging. Consultation judging is a process that allows the judge to visit with the exhibitor about the project work completed that year. Parents are encouraged to observe the process. 4-H'ers in the Sewing & Textile Design, Foods, Demonstration Contest, Fashion Revue, Fiber Arts, and Visual Arts & Crafts will receive a judging schedule prior to the fair. Other exhibitors will sign up for a consultation judging time when they enter their exhibit. Judges in the livestock projects will visit with the entire group of exhibitors as the projects are being judged.

AWARD SYSTEM

1. The Danish Group Award system of making awards will be used for all 4-H exhibits. The Danish System of placing exhibits is a rating of blue, red or white awards. The standard for each exhibit is established by the characteristics of the ideal product in each category.
Blue - Excellent Quality Red - Good Quality White - Acceptable quality
2. The Danish Award System will also be used in Open Class judging. This applies to each class within the division. The Danish System of placing exhibits is a rating of 1st place- blue, 2nd place – red and 3rd place – white. Paying \$3.00, \$2.00 and \$1.00.

RULES ARE SUBJECT TO CHANGE WAITING ON STATE FAIRS FINAL RULES

3. A minimum of three exhibits is required before a champion is awarded except when judge determines exhibit is of outstanding quality.

STATE FAIR

1. Outstanding 4-H exhibits in each class except market livestock will be selected to
 1. represent Finney County at the Kansas State Fair. To be eligible to show horse for State Fair you must follow these guidelines:
 - The horse is properly identified for the Kansas 4-H Horse Project. A properly identified horse is either a) registered with a breed association in the 4-H'ers or an immediate family member's name by June 1 of the current 4-H program year, or b) identified with a Kansas 4-H Horse ID Form signed by the local Extension Agent by June 1 of the current 4-H program year. The 4-H member must have a copy of the 4-H Horse ID form signed by the local agent or a copy of the horse's registration papers on file with their local Extension Office by June 1 of the current 4-H program year. Please see "Horse Ownership" for more clarification.
 - Exhibit a properly identified horse at a horse show in a class group and be qualified to exhibit in any class included in that group. The horse show need not be a "4-H" show. Shows may include: open shows, circuits, local associations (SCSHA, etc.), breed/discipline associations (AQHA, APHA, NRHA etc.). Qualification for each group is based on one horse/rider combination. Exception: If a 4-Her qualifies more than one mare/gelding in the same halter class. In this case, another 4-Her can show the second horse in the appropriate halter class at the State Fair. Group 1 Halter, Showmanship Group 2 Hunter Under Saddle, Hunt Seat Equitation, Hunter Hack, Saddleseat Pleasure, Saddleseat Equitation Group 3 Western Pleasure, Western Horsemanship, Trail, Group 4 Ranch Rail, Ranch Pattern, Ranch Trail, Reining Group 5 Barrels, Poles, Flags 4) Complete the Kansas 4-H Equine Webinar Safety Episode with quiz annually before completing the State Fair Entry.
 - Complete online entry information for the Kansas State 4-H Horse Show via ShoWorks by August 1 of the current program year.
 - Exhibitors will be limited to entering only those classes in which they qualified for a particular horse.
 - Exhibitors should be prepared to show proof of exhibition via signed affidavit by show management.

See the Finney Extension Office for State Fair entry dates and appropriate entry fees.

2. All 4-H members selected for State Fair who are 9 years of age by Jan. 1 of current year may exhibit in the State Fair where classes are available. Check the State Fair Book for rules, and requirements for particular classes.

LIVESTOCK PREMIUM AUCTION

3. A breakfast will be served for the livestock buyers.
4. The livestock auction will be held on Saturday morning.
5. Beef, sheep, swine, and meat goat market entries are eligible for the auction. ALL LIVESTOCK GOING THROUGH PREMIUM AUCTION MUST BE MARKET. All animals which are sold in the premium auction are eligible to be taken home, carcass show (if selected) or can be put on the floor truck.
6. No 4-H member shall be allowed to participate in the premium auction unless they have first met the requirements during the current 4-H calendar year. Attend a

RULES ARE SUBJECT TO CHANGE WAITING ON STATE FAIRS FINAL RULES

minimum of four (4) regular 4-H club meetings (qualifying meetings have to be on record before the fair) AND at least one of the following:

- a. Present a project talk at a 4-H Club Meeting
 - b. Participate in Finney County 4-H Club Days
 - c. Actively participate in 4-H Ambassadors or Junior Leaders
 - d. Hold an office in your club
 - e. Lead a community service project
7. Minimum weight for livestock at auction:
- | | |
|------------------------|---|
| Market Hogs - 200 lbs. | Market Beef/Previous Year Bucket Calves – 1000 lbs. |
| Market Lambs - 89 lbs. | Miniature Market Beef—500 lbs. |
| Meat Goats – 50 lbs. | |
8. The order of the auction will be determined specie and then by placing. However, exhibitors who do not turn in buyer reservation forms by the deadline will not sell.
9. The weight taken on check-in day will be the auction weight.
10. The 4-H or FFA member will present a picture to the buyer.
11. Each 4-H or FFA member can have no more than two animals go through the premium auction, with a limit of one animal per species.
12. **All livestock exhibitors must personally show their OWN animal(s) for the sale through the Premium Auction and need to be present.** EXCEPTION will be by special permission granted by at least three Fair Board members then the owner will need to be present in the building during the auction. Any exception to the above rule must be approved by all Fair Board members.
13. No animals will be permitted to leave the fairgrounds before their species is checked out after the Sunday morning activities. Prizes will be forfeited if animals are removed from premises prior to release time.
14. 4-H/FFA add-on money that will be distributed through the Finney County Fairboard account is designated for premium auction animals only.

MARKET LIVESTOCK FLOOR BIDS

1. All bids will be submitted to the Fairboard via personal contact or phone.
2. The highest bid will be accepted and posted by the Fairboard.
3. Destination cards must be turned in by exhibitors by the designated time.
4. Weights will be determined by the weight the animals show weight.

RULES ARE SUBJECT TO CHANGE WAITING ON STATE FAIRS FINAL RULES

FINNEY COUNTY EMERGENCY GUIDELINES

Severe Weather Procedure

If a tornado warning has been issued, go to an interior room on the lowest level and seek shelter under sturdy furniture. You may also go to the designated tornado shelters:

Primary Tornado Shelter

Finney County Juvenile Detention Center
Center 507 W. Santa Fe Street

Secondary Tornado Shelter

Finney County Law Enforcement
304 N. Ninth Street

Or

Police Indoor
Range 114 W.
Isabel

If there is a possibility of severe weather, monitor a radio/TV to allow you adequate time to leave the building and seek shelter.

Downed Electrical Lines/Power Outage Procedure

Stay away from downed lines and immediately call the Garden City Service Center at 276-1290. If after normal business hours or you are unable to reach the Service Center, call the Garden City Police Department at 276-1300. If it is an emergency, call **911** immediately.

Disturbances/Potential Life-Threatening Incident

If a potential life-threatening incident (large or small scale disturbance, intruder, hostage situation, assault, anything where a weapon is involved, gang-related activity, etc.) occurs outside of the building, immediately call **911** and lock down the building to keep the threat outside. Stay away from the outside doors and windows. If the same type of incident occurs inside the building, immediately evacuate the building if you can do so safely and call **911** as soon as possible.

Medical Emergency

A medical emergency is a sudden or unexpected occurrence, which requires immediate medical attention. Any individual requiring medical assistance will be referred to below as a patient.

- Assess the situation.
 - Determine if it is safe to approach the area where the patient is.
 - Determine the number of patients (individual or group).
 - Determine if emergency medical personnel are required.
 - If yes or if you are unsure, immediately call **911**.
- Provide immediate care as needed if you are trained in First Aid/CPR. Use the first aid kit in the building, if there is one.
- If you are not able to provide any first aid/CPR, stay with the patient until medical assistance arrives to provide comfort to the patient and any updates to dispatch and responding units.

Biohazard Materials/Spills

Contact Finney County Building Maintenance at 272-3594 and/or Garden City Fire Department for any possible biohazard materials/spills and keep yourself and others away from affected area until cleared by Building Maintenance personnel and/or Garden City Fire Department.

RULES ARE SUBJECT TO CHANGE WAITING ON STATE FAIRS FINAL RULES

Fire, Explosions and Gas Leaks

Fire Evacuation Procedure:

1. Remain calm.
2. Call **911** and provide the following information:
 - a) Give building name.
 - b) Give building address.
 - c) Give exact location (e.g. NW corner)
 - d) Give exact details of emergency (nature of the fire or pertinent information— explosion, spill, injuries, etc.)
 - e) Do not stay on the telephone or call from the building if it is unsafe. Call 911 from the closet phone immediately after exiting the building.
3. Activate a manual pull station if alarm has not been automatically activated.
4. If you have had fire extinguisher training and can safely extinguish the fire, use the closet fire extinguisher.
5. Evacuate the building and close doors as you leave.
6. Do not open or break windows.
7. Do not open hot doors
8. Take personal items if time permits. DO NOT attempt to retrieve these and other personal possessions at the risk of personal injury.
9. Do not return to the affected area until the fire department and Building Maintenance have examined the area to ensure that it is safe to return and have the released the area back for occupancy.

Use the Fire Evacuation Procedure for Explosions and Gas leaks except for steps 3 and 4.

RULES ARE SUBJECT TO CHANGE WAITING ON STATE FAIRS FINAL RULES

4-H /FFA AEROSPACE/ROCKETRY

(STEM AEROSPACE)

1. 4-H members must be currently enrolled in the 4-H -Rocketry program to exhibit in this division.
2. Each exhibitor may enter up to two rocket exhibits that have been constructed during the current year. If two rockets are entered, one rocket must be a “model rocket kit” or the second may be entered into any other applicable class. An exhibitor may not enter two rockets in the same class.
3. The 4-H Rocket Exhibit Information Form must accompany rocket. The information form should be signed by the exhibitor. This may be downloaded from <http://rocketry.engtech4ks.com> or picked up from the Extension Office. Place the following along with the 4-H STEM Rocket Exhibit Information Form in a 10”x 13” envelope:
 - Instructions on how to construct the rocket
 - Up to 5 pages of pictures from both construction and launch
 - Documentation of any flight damage that occurred
 - Any modifications made to the rocket
 - An additional page for altitude calculations if the space on the form is not enough.
 - Additional pages of photos are allowed
 - Documentation of how the rocket was tested for stability
4. To exhibit in this division:
 - The rocket must have been flown unless a burn ban is in effect.
 - Support rods must not extend past the tip of the highest nosecone on the model.
 - Support rods must remain in the upright position, 90 degrees to the display base, do not angle. If support rods are not perpendicular to the base, the judge should deduct two ribbon placings.
 - No model may be submitted on a launch pad.
5. If a safety violation is noted by the judges, superintendent, or other staff, the exhibitor’s rocket, at the judges’ discretion, will receive a participation ribbon.
6. Rockets are to be displayed upright on a display stand with a sturdy rod that does not extend past the top of the rocket or stand unassisted, unless the rocket is taller than 4 feet in which case no display stand is required and the rocket may be displayed on its side, rockets are not to be displayed on launch pads to save space and prevent someone from being poked in the eye.
7. Rockets ARE NOT to be displayed with used or unused rocket engines either in the rocket or as part of the stand, if rocket engines are included in the exhibit the judge may disqualify the exhibit.
8. Rockets should be flown unless there is an active burn ban in the county or conditions are too dangerous to safely launch the rocket. Just flying the last stage (the part with the nose cone) of a multi-stage rocket is acceptable.
9. Rockets, except those in the junior division, are not to be “beginner kits” or use prefabricated fin assemblies or pre-finished rockets requiring no painting, these are not acceptable outside the junior division, and should be disqualified.
10. Angles of fins must fall within a plus or minus 2-degree variation using an approved fin alignment guide (such as KSSTAC10). An official fin guide is available from <http://rocketry.engtech4ks.com>.
11. Fins and body tubes, except those in the introductory division, are to be filled and sealed with sanding sealer and/or primer or other suitable filler to eliminate the appearance of body grooves and wood grain.
12. Fins and launch lugs are to be filleted to reduce drag and properly secure them to the model.
13. Engine mounts are to be securely attached to the body tube.
14. Any seams on plastic parts are to be sanded smooth.
15. The recovery system (typically a parachute or streamer) should be attached according to the instructions.
16. The nose cone is to fit snugly but still allow for easy removal.
17. Exhibits must be uniformly painted and smoothly finished or finished as per rocket instructions (for example, no painting required), and decals, if used, are applied smoothly.
18. Models may not be judged based on their paint scheme (colors and placement on the rocket), except for rockets that fit the definition of a ‘scale model*’ and are entered in the scale model class. All other rockets do not have to follow the suggested paint scheme, allowing the 4-H’er to display maximum

RULES ARE SUBJECT TO CHANGE WAITING ON STATE FAIRS FINAL RULES

- creativity in the finishing of their rocket. Under no circumstances is the weight given to the paint scheme to be sufficient enough, by itself, to move the non-scale model from one ribbon placing to another.
19. "Scale models*" entered in the scale model class may be judged based on their paint scheme. The judge may deduct up to one ribbon placing for not following the paint scheme.
 20. "Scale Models*" displayed in the scale model class are to be finished and completed with a majority (greater than 70%) of decals. For all other rockets the use of decals is optional.
 21. Original design rockets cannot be a modification of a pre-existing kit and must be of original design.
 22. Original design rockets must be designed by the exhibitor(s).
 23. Exhibitor(s) must be 11 years of age (4-H age) or older to enter an original design rocket.
 24. Original design rockets must include detailed instructions, so that someone could construct the original designed rocket just like a kit purchased at a store. Instructions can be as many pages as needed to convey full and complete construction techniques.
 25. Original design rockets must include detailed instructions, so that someone could construct the original designed rocket just like a kit purchased at a store. Instructions can be as many pages as needed to convey full and complete construction techniques.
 26. For a rocket entered in the original design classes, describe in the summary how the rocket was tested for stability prior to flying. Swing testing of the rocket is required. Other tests and calculations are encouraged. Exhibitors must include documentation of the swing test. Failure to swing test a rocket will result in a deduction of TWO ribbon placings.
 27. A minimum of one additional page must be added to the rocketry information pack detailing the test(s) performed to insure stability. 4-Her's are strongly encouraged to provide as much detail as possible. Failure to provide adequate written documentation will result in a disqualification.
 28. Rockets that use more than one 'D' engine or equivalent are consider mid or high-power rockets in 4-H.
 29. Mid and High-Power exhibitors must be at least 14 years of age by January 1 of the current year.
 30. In addition to the information packet completed for all rockets, a high-power information form is to be completed and placed inside of the information packet. This may be downloaded from <http://rocketry.EngTech4ks.com>.
 31. Exhibitors in the mid and high-power divisions must hold memberships in either NAR or Tripoli organizations.
 32. The NAR High Power Rocket Safety Code applies to the construction and launching of all rockets displayed in this division. As such all mid and high-power rocketry exhibitors must comply with the NAR High Power Rocket Safety Code that is in effect as of October 1st of the current 4-H year.
 33. All rockets in the mid and high-power divisions are to be launched under adult supervision by the 4-H member who constructed the rocket.
 34. For rockets launched using an engine(s) that have 160.1 ('H' engine or equivalent amount of smaller engines) Newton's-seconds or larger, adult supervision must be provided by an individual having at least a level 1 high power certification. The 4-H member should also hold or be attempting to attain their level 1 high power certification if launching on this large of an engine.
 35. Champion and reserve champion ribbons will be awarded in each class if the judge considers the exhibits worthy.
 36. Grand Champion and Reserve Grand Champion rosettes will be awarded for division if the judge considers the exhibits worthy.

CLASS

- 1110 Rocket from Kit: Junior
- 1111 Rocket from Kit: Intermediate
- 1112 Rocket from Kit: Senior
- 1113 Scale Model Rocket from Kit: Junior
- 1114 Scale Model Rocket from Kit: Intermediate
- 1115 Scale Model Rocket from Kit: Senior
- 1116 Original Rocket: Intermediate
- 1117 Original Rocket: Senior

RULES ARE SUBJECT TO CHANGE WAITING ON STATE FAIRS FINAL RULES

- 1118 Original Rocket: Team (2 + Senior Exhibitors)
- 1119 Original Scale Model Rocket: Intermediate
- 1120 Original Scale Model Rocket: Senior
- 1121 Mid or High Power Rocket from Kit: Senior

OPEN CLASS AEROSPACE/ROCKETRY

1. Read General Rules
2. Open to adults and youth. Both will be judged separately.
3. Judging will be on quality of workmanship and usefulness of articles.
4. Entries will be made by individuals.
5. Articles in this department may be made in the classroom under the supervision of an instructor or may be home projects.
6. Exhibitors are limited to three articles in any class display.
7. All large exhibits will be displayed out of doors.
8. Exhibitors will be paid for 1st, 2nd and 3rd place only. This applies to each class within the division.

ROCKETRY

1. All rockets must have been flown. Each rocket exhibited must be able to stand freely by itself or be supported on a wooden base, not to exceed 3/4"x8" square for small and medium-sized rockets. Wooden or metal support rods must not extend past the tip of the nose cone. (Do not submit on launch pad.)
2. For original design rockets, describe in summary how model was tested for stability prior to flying.
3. Angles of the fins must fit a plus or minus two degree variation.
4. Exhibit must be uniformly painted, smoothly finished, have decals applied smoothly, and be properly assembled and painted according to accompanying plans.
5. Rockets with factory made fin assemblies and pre-finished rockets requiring no painting are not acceptable
6. Engines and Igniters are not permitted with the exhibit.
7. The following information about the rocket should be attached: record of its flight including engine type, altitude reached, and a summary of how the exhibitor constructed and flew the rocket
8. Plans (or a copy of) must be placed inside the envelope that accompanies the rocket.
9. Exhibitors will be paid for 1st, 2nd and 3rd place only. This applies to each class within the division.

CLASS

- 3080 Original Rocket, Youth
- 3081 Original Rocket, Adult
- 3082 Rocket from Kit, Youth
- 3083 Rocket from Kit, Adult

RULES ARE SUBJECT TO CHANGE WAITING ON STATE FAIRS FINAL RULES

4-H/FFA AG MECHANICS WELDING

(STEM AG MECHANICS)

1. 4-H members must be currently enrolled in the 4-H Ag Mechanics Welding project to exhibit in this division.
2. Each exhibitor may enter one exhibit per class. Exhibits must have been constructed or repaired during the current 4-H year.
3. Wheeled exhibits must utilize a braking mechanism which prevents the exhibit from freely rolling while on display.
4. Exhibitors are responsible for providing sufficient braking or “chocks” for trailer exhibits to ensure that the exhibits do not move once positioned. If using a wheel “chocking” mechanism, the two individual blocks should be connected together
5. For trailer exhibits the tongue of the trailer should have a locking mechanism (e.g. padlock) to prevent the trailer from being moved by unauthorized individuals while being displayed. A key for the locking mechanism should be left with the superintendent and labeled with the exhibitor’s name, club, and phone number.
6. Top heavy items should be braced or placed in a stand sufficient to prevent it from toppling over while on display.
7. Exhibits may not be bound, affixed, attached to buildings.
8. Painting or spot painting is not allowed on projects after arrival on fairgrounds. If wet paint is detected by judges or superintendents one ribbon placing will be deducted.
9. Painting or spot painting is not allowed on projects after arrival on fairgrounds. If wet paint is detected by judges or superintendents one ribbon placing will be deducted.
10. Repair projects having adequate original finish need not be repainted.
11. Cutting surfaces, such as blades, are to have a protective covering over them to prevent injury. The covering should be easily removed and reinstalled for judging. Foam “pool noodles” and multiple layers of cardboard are acceptable.
12. Display cases for small exhibits are acceptable and must be easily opened so the item can be removed and examined as part of judging.
13. Exhibits that include weaponry of any kind will be disqualified. Weaponry is defined as any instrument, possession, or creation, physical and/or electrical that is intended to be used to inflict damage and/or harm to individuals, animal life, and/or property.
14. Trailers and large exhibits (those larger than 5 feet in any dimension) may be displayed outside, and exhibitors with such exhibits are to contact the Extension Office one week before fair to arrange placement.
15. If the exhibit is powered by flammable liquids (gas, propane, kerosene, etc.) the fuel tank and lines should be drained and allowed to dry, to avoid spills and potential fires.
16. Electric powered (battery, corded, solar, or alternative energy) should have a primary shutoff or disconnect switch.
17. If a safety violation is noted by the judges, superintendent, or other staff, the exhibitor’s exhibit, at the judges’ discretion, will receive a deduction in ribbon placement or a participation ribbon.
18. The exhibitor’s name(s), club, county or district must be tagged or labeled in a prominent location on the display.
19. Each exhibit, except for display boards, must include an Ag Mechanics Welding information packet. Entry of just a packet without an accompanying exhibit is not a sufficient exhibit.
20. Each exhibitor is required to complete the “4-H Ag Mechanics Welding Exhibit Information Form” for each exhibit, except for display boards, which is available through the Extension office or at <http://welding.engtech4ks.com> . This form must be attached to the outside of a 10” x 13” manila envelope. Do not tie the envelope to the exhibit. All revisions of all forms previously released for the division dated prior to current year are void for use and new forms must be obtained and used.
21. Each exhibit information packet should include the following items:

RULES ARE SUBJECT TO CHANGE WAITING ON STATE FAIRS FINAL RULES

- Bill of materials for the project with associated costs, scrap items used may be listed as having a \$0.00 cost.
 - 1 to 5 pages of photos showing work on the exhibit, preferably from a beginning state to final or completed state.
 - If appropriate, schematics or working drawings relating to the creation or repair, this is not required for display boards.
 - If appropriate, operating instructions.
22. Additionally, exhibitors may create an optional video (not required) about their project showing its operation and the work they have done. This allows judges to get a better understanding of the exhibit and allows the youth the opportunity to fully demonstrate their exhibit. The video should be no longer than 8 minutes and should be placed on a USB drive or micro/SD card or, if desired, upload as to YouTube as an unlisted video and a link to that video included in a file titled "Video Link" or printed on a separate sheet of paper. These videos may also be considered for inclusion in a running video loop in the Engineering & Technology area at the state fair after review by judges, superintendent(s), and extension staff. Adult guardians must complete the video release included with the exhibit form.
23. Champion and reserve grand champion ribbons will be awarded for each class if the judge considers the exhibit worthy.

CLASS

- 5550 Welding display board: 3' x 3' display board with different pieces of metal attached illustrating different types of welds (label each weld).
- 5551 Welding ag repair: Repair of ag equipment with welding
- 5552 Welding ag fabrication: Creation of new ag equipment with welding
- 5553 Welding general repair: Repair of non-ag equipment with welding
- 5554 Welding general fabrication: Creation of non-ag equipment with welding
- 5555 Welding artistic fabrication: Creation of artistic or interpretive pieces with welding
- 5556 Brazing repair
- 5557 Brazing fabrication
- 5558 Smithing display board: 3' X 3' display board with different pieces of forged metal attached illustrating different forms, each form being labeled
- 5559 Smithing: Design forged with at least one formed element (i.e., twists or spirals)

4-H / FFA AGRONOMY

(CROPS)

1. Exhibits should be as mature as possible.
2. Every entry must be identified by hybrid or variety.
3. All classes calling for a gallon sample may have a 2 ½ - 3 inch diameter cylinder placed in a glass gallon container to reduce the amount of grain to three quarts.
4. Class may be combined or divided by superintendent based on number of entries.
5. Champion and Reserve Champion ribbons will be awarded in each of the following divisions: Corn, Sorghum, Wheat, Sunflowers, Other Crops, Hay Crops, Soybeans, and Wheat Variety Plot.
6. Overall Grand Champion and Overall Reserve Grand Champion Rosettes may be awarded if the judge considers the exhibit worthy.

CORN

- 1399 Forage Corn (ten stalks)
- 1400 White (Ten Ears)
- 1401 Yellow (Ten Ears)
- 1402 Corn Sample (One Gallon Sample in Glass Container)

RULES ARE SUBJECT TO CHANGE WAITING ON STATE FAIRS FINAL RULES

SORGHUM

- 1403 Hybrid Grain Sorghum (Ten Heads)
- 1404 Hybrid Forage Sorghum (Ten Stalks (no roots) Bundled)
- 1405 Other Forage Sorghum (Ten Stalks (no roots) Bundled)

WHEAT

- 1406 Soft Red Winter Wheat (One Gallon Sample in Glass Container)
- 1407 Hard Red Winter Wheat (One Gallon Sample in Glass Container)
- 1408 Hard White Winter Wheat (One Gallon Sample in Glass Container)

SUNFLOWERS

- 1409 Confectionary Heads (3 heads)
- 1410 Confectionary Seeds (One Gallon Sample in Glass Container)
- 1411 Oil Seed Heads (3 heads)
- 1412 Oil Seeds (One Gallon Sample in Glass Container)

OTHER CROPS

- 1413 Oats (One Gallon Sample in Glass Container)
- 1414 Barley (One Gallon Sample in Glass Container)
- 1415 Alfalfa (One Gallon Sample in Glass Container)
- 1416 Edible Field Bean (One Gallon Sample in Glass Container)
- 1417 Miscellaneous Crops (One Gallon Sample in Glass Container or 10 heads)
- 1418 Cotton (10 Open Bolls)

HAY CROPS

- 1419 Alfalfa Hay (Ten inch flake/slice, six inches thick, tied in two directions)
- 1420 Native Grass (Ten inch flake/slice, six inches thick, tied in two directions)
- 1421 Brome Grass (One Gallon Sample in Glass Container)
- 1422 Other Tame Grasses (One Gallon Sample in Glass Container)
- 1423 Cool Season Grass Hay (Ten inch flake/slice, six inches thick, tied in two directions)

SOYBEANS

- 1424 Soybeans (One Gallon Sample in Glass Container)
- 1425 Soybean Plants (Bundle of Five Plants)
- 1426 Corn Sample (One Gallon Sample in Glass Container)

WHEAT PLOT DISPLAY

1. Free-Standing display must not exceed overall dimensions of 36" wide x 36" high x 18" deep (measured on the outside)
2. Care should be taken to select durable materials that will withstand fair conditions.
3. Display must not require the use of electricity.
4. One display will be selected to advance to the Kansas State Fair.

CLASS

- 1427 Wheat Variety Plot

OPEN CLASS AGRONOMY

(CROPS)

1. Exhibits should be as mature as possible.
2. Every entry must be identified by hybrid or variety.
3. All classes calling for a gallon sample may have a 2 ½ - 3 inch diameter cylinder placed in a glass gallon container to reduce the amount of grain to three quarts.
4. Class may be combined or divided by superintendent based on number of entries.

RULES ARE SUBJECT TO CHANGE WAITING ON STATE FAIRS FINAL RULES

5. Youth and Adult entries will be judged separately. If there are three or fewer entries per class, the superintendents can combine them and judge Youth and Adults together.
6. This applies to each class within the division. Champion and Reserve Champion ribbons will be awarded in each division if the judge determines the exhibits deserving.
7. Top scoring entries are eligible to enter the Kansas State Fair Wheat Show. Individuals need to enter themselves on State Fair Entry Forms.

CORN

- 3397 Forage Corn (Ten Stalks)
- 3400 White (Ten Ears)
- 3401 Yellow (Ten Ears)
- 3402 Corn Sample (One Gallon Sample in Glass Container)

SORGHUM

- 3403 Hybrid Grain Sorghum (Ten Heads)
- 3404 Hybrid Forage Sorghum (Ten Stalks (no roots) Bundled)
- 3405 Other Forage Sorghum (Ten Stalks (no roots) Bundled)

WHEAT

- 3406 Soft Red Winter Wheat (One Gallon Sample in Glass Container)
- 3407 Hard Red Winter Wheat (One Gallon Sample in Glass Container)
- 3408 Hard White Winter Wheat (One Gallon Sample in Glass Container)

SUNFLOWERS

- 3409 Confectionary Heads (3 heads)
- 3410 Confectionary Seeds (One Gallon Sample in Glass Container)
- 3411 Oil Seed Heads (3 heads)
- 3412 Oil Seeds (One Gallon Sample in Glass Container)

OTHER CROPS

- 3413 Oats (One Gallon Sample in Glass Container)
- 3414 Barley (One Gallon Sample in Glass Container)
- 3415 Alfalfa (One Gallon Sample in Glass Container)
- 3416 Edible Field Bean (One Gallon Sample in Glass Container)
- 3417 Miscellaneous Crops (One Gallon Sample in Glass Container or 10 heads)
- 3418 Cotton (10 Open Bolls)

HAY CROPS

- 3419 Alfalfa Hay (Ten inch flake/slice, six inches thick, tied in two directions)
- 3420 Native Grass (Ten inch flake/slice, six inches thick, tied in two directions)
- 3421 Brome Grass (One Gallon Sample in Glass Container)
- 3422 Other Tame Grasses (One Gallon Sample in Glass Container)
- 3423 Cool Season Grass Hay (Ten inch flake/slice, six inches thick, tied in two directions)

SOYBEANS

- 3424 Soybeans (One Gallon Sample in Glass Container)
- 3425 Soybean Plants (Bundle of Five Plants)
- 3426 Corn Sample (One Gallon Sample in Glass Container)

MARKET WHEAT SHOW

RULES ARE SUBJECT TO CHANGE WAITING ON STATE FAIRS FINAL RULES

Entry deadline will be determined each year. **Please contact the Finney County Extension Office or any Finney County Elevator for deadline.**

1. Exhibits shall consist of 5 pounds of wheat in any container.
2. All wheat exhibits must be produced during the current year.
3. All wheat exhibits must be grown in Finney County.
4. All entries must be made by variety name or number.
5. All entries must be combine run. Hand picking and /or screening are not allowed.
6. A farm may have more than one entry, but only one entry per variety.
7. Top scoring entries will automatically be retained by the Finney County Fair and entered at the Kansas State Fair.
8. Two entry cards must be filled out. Points are taken away if it is not completely filled out.
First: Finney Co. Fair entry
Second: Crop data card

CLASS

- 3398 All Hard Red Winter Wheat
3399 All Hard White Winter Wheat

4-H/ FFA ASTRONOMY

(STEM ASTRONOMY)

1. The 4-H member must be currently enrolled in the 4-H - Astronomy project to exhibit in this division.
2. Each exhibitor may enter one exhibit per class.
3. Telescopes entered in this division may be built from a kit or by original design. Pre-finished telescopes, which require no construction are not acceptable exhibits.
4. Telescopes are limited to no more than six feet in length. They must be placed on a stationary stand that does not allow the telescope to roll and/or fall over. The stand cannot extend past two feet in length or width.
5. Each telescope exhibit must include a "4-H Astronomy Exhibit Information Form," which is available through the Extension office or at <http://astronomy.engtech4ks.com> . This form must be attached to the outside of a 10" x 13" manila envelope. Do not tie the envelope to the exhibit. You must also include construction plans and operatunt or at least 2 photographs for the telescope and place it inside the manila envelope up to 10 pages of pictures completion included.
6. The telescope must be properly assembled and painted with a smooth and uniform finish.
7. Decals, if used, should be attached smooth and tight.
8. Telescopes designed by the exhibitor must be original, not a modification of an existing kit.
9. Champion and reserve champion ribbons will be awarded for each class is the judge considers the exhibits worthy.
10. Grand Champion and Reserve Grand Champion rosettes will be awarded for division if the judge considers the exhibits worthy.

CLASS

- 1125 Telescope: Kit
1126 Telescope: Original Design

OPEN CLASS ASTRONOMY EXHIBITS

1. Read General Rules
2. Open to adults and youth. Both will be judged separately.
3. Judging will be on quality of workmanship and usefulness of articles.
4. Entries will be made by individuals.

RULES ARE SUBJECT TO CHANGE WAITING ON STATE FAIRS FINAL RULES

5. Articles in this department may be made in the classroom under the supervision of an instructor or may be home projects.
6. Exhibitors are limited to three articles in any class display.
7. All large exhibits will be displayed out of doors.
8. Exhibitors will be paid for 1st, 2nd and 3rd place only. This applies to each class within the division.

ASTRONOMY

1. Telescopes entered in this division may be a kit or original design. Beginner kit and pre-finished telescopes requiring no painting are not acceptable.
2. Telescopes should not be more than 2 feet long and must have a stand that is able to hold the telescope, but not be longer than the telescope.
3. The report that accompanies the exhibit must be limited to the "4-H Astronomy Exhibit Information Form" which is glued to the outside of a 10" x 13" manila envelope, plans (or a photocopy) for the telescope must be placed inside the envelope. One or more photographs of the telescope construction and operation are required. Photographs should be mounted on one side of an 8 ½" x 11" page. A short summary of when and where the telescope was used must also be in the envelope. For original design telescopes, describe in the summary how it was tested for accuracy.
4. The telescope must be properly assembled, uniformly painted, smoothly finished, and may have decals if they are applied smoothly.

CLASS

- 3084 Telescope, Youth
3085 Telescope, Adult

BARN QUILTS

Requirements:

1. The Barn Quilt must be a 2' x 2' square. Display cannot be on point (diamond shaped), due to display limitations.
2. Needs to be prepared for hanging. Participant must supply hooks – one cup hook or "j" hooks two inches from the top edge of the quilt. Participant is responsible for using the correct size hooks according to weight.
3. Must be on 3/8" or 1/2" thick exterior durable material.

Recommendations:

1. Use MDO (medium density overlay) board or MDF (medium density fiber) board
2. Prime board with two coats of primer
3. Use latex enamel paint
4. Original designs are encouraged. If copied, credit should be given.

Rules:

1. Read General Rules.
2. Pre-entries of barn quilts are not required for participation in the Finney County Fair, but are highly encouraged.
3. Entries will be entered in either the youth or adult category. Youth ages include those under the age of 19. Adult ages include anyone 19 years of age and older.
4. Exhibitors are limited to 2 entries per class.
5. Entries need to be checked-in during the time allowed.
6. Entries must remain on display until Sunday when all other exhibits are released.
7. Barn quilts will be judged on appearance, creativity, and construction.

RULES ARE SUBJECT TO CHANGE WAITING ON STATE FAIRS FINAL RULES

8. Cash will be presented to the top three places in the youth and adult divisions.

Adult:	1 st Place - \$25	2 nd Place - \$15	3 rd Place - \$10
Youth:	1 st Place - \$12	2 nd Place - \$8	3 rd Place - \$5

CLASS

3100	Barn Quilt (Youth)
3101	Barn Quilt (Adult)

4-H / FFA BEEF

1. Read General Rules.
2. Read General Livestock Rules.
3. **Breeding heifers are not eligible to be shown in both breeding and market classes.**
4. Breeding Animals: Breeding animals must be born after December 1st of the previous year. All breeding animals must be owned and tagged by May 1st. If registered papers need to be turned in by May 1st as well.
5. Beef will be bedded on sand. No wood chips or straw will be allowed for beef bedding.
6. Beef will be displayed in the assigned designation.
7. Space for livestock blocking chutes will be designated by beef superintendents and be assigned by clubs. No beef blocking chutes will be allowed in the West Pavilion or in the Show Arena.
8. **Individuals may exhibit 2 market heifers, 2 market steers, 2 breeding heifers or cows, 1 current year bucket calf and 1 previous year bucket calf. Exhibitor is only allowed to sell one market beef animal in the Premium Auction.**
9. The beef show will be a **“blow and go”** show. The use of paint, glue, adhesives, mousse, powder, and boning soaps will not be allowed. (Nothing stiff or sticky; must be able to run a comb through the hair. Any product used must be water soluble). Animals may be checked before entering the ring and violators will be disqualified. No hair coloring will be allowed in grooming of beef exhibits. Any attempt to alter animal color or breed characteristics including the addition of hair or added material, natural or man-made (excluding false tail switches) is prohibited. Animals will be subject to inspection and hand wiped by the Beef Superintendents and/or agents at any time.
10. **Miniature beef must be designated as “miniature” at the time of tagging.** Breeds that are recognized as miniature are: Hereford, Aberdeen-Lowline Angus, and Irish Dexter.
11. Grand Champion and Reserve Grand Champion rosettes will be awarded in Current Bucket Calves, Previous Year Bucket Calves, Miniature Breeding, Miniature Market, Market Beef, and Breeding Cattle if the judge considers the exhibits worthy.
12. Belt buckles will be awarded for: Overall Miniature Market, Overall Miniature Breeding, Overall Market and Overall Breeding, Current Year Bucket Calf and Previous Year Bucket Calf.

BUCKET CALVES

1. All bucket calves must be carried as a current project.
2. All bucket calves need to be tagged by July 1.
3. A first year bucket calf must be owned and tagged by exhibitor (age 12 and younger) with approved 4-H ear tags on designated tagging/weigh-in date. Calf must be fed on a bottle or bucket for at least 30 days, and be born on or after January 1 of the current year.

RULES ARE SUBJECT TO CHANGE WAITING ON STATE FAIRS FINAL RULES

4. Previous year bucket calves must be owned, weighed and tagged by the exhibitor with approved 4-H ear tags at the county weigh-in date.
5. All exhibitors who exhibited a bucket calf in the previous year are eligible to exhibit the bucket calf in the previous year's bucket calf class if currently enrolled in the project.
6. A previous year bucket calf may sell at the premium auction, but only one beef animal can sell total. Previous year bucket calf must weigh at least 950 pounds for market animal to be in the Premium Auction.
7. Each youth will have a 15-minute consultation judging of each bucket calf. All judging times will be pre-scheduled. Judging includes youth's knowledge of the animal and 4-H project as indicated through an interview.
8. Premium will be paid on combined ribbon placing of consultation and confirmation scores.
9. Champion and reserve champion ribbons will be awarded to the current and previous year bucket class winners. Grand Champion and Reserve Grand Champion rosette will be awarded to Current Bucket Calf and Previous Year Bucket Calf.

CLASS

- 1200 Current year bucket calf (born on or after Jan. 1 of current year)
1201 Previous year bucket calf

BREEDING CATTLE

1. Breeding Beef will be assigned class and shown by birthdate. Birthdate must be given to the Extension office no later than May 1st. Miniature breeding beef will be assigned one class and split based on the number of entries at the discretion of the superintendents.
2. If no tattoo is present, then breeding cattle must be tagged during county tagging dates or by appointment on or before May 1st.
3. Only the first place winner in each breeding class is eligible to compete for Grand/Reserve Grand Breeding Heifer.

CLASS

- 1202 Miniature Breeding Heifer
1203 Heifer Calf (born after Jan. 1, current year)
1204 Senior Heifer Calf (born Sept.1 – Dec.31, previous year)
1205 Summer Yearling Heifer (born May 1- August 31, previous year)
1206 Junior Yearling Heifer (born Jan. 1 – April 30, previous year)
1207 Sr. Yearling/ 2yr. old Cow (born before Jan, 1, previous year)

COW CALF PAIRS

1. All exhibitors must be enrolled in the breeding beef project in the current 4-H year.
2. Cows must have been previously exhibited as a 4-H project by the exhibitor.
3. Calf must be latest natural calf and born since January 1 of current year.
4. Both cow and calf must be shown on halter and be halter broke.
5. All pairs must be tied in stalls.
6. Cow cannot be over 5 years of age.

CLASS

- 1208 Cow Calf Pairs

RULES ARE SUBJECT TO CHANGE WAITING ON STATE FAIRS FINAL RULES

MARKET BEEF

1. The classification for judging market beef will be based upon weights. All market beef will be shown by weight classes.
2. All beef must have been weighed and identified in the exhibitor's or family's name with approved 4-H ear tags on county weigh-in date. All steers and heifers must be born after Jan. 1 of the previous year.
3. Miniature animals must be designated as "miniature" at Spring weigh-in. The breeds recognized as miniature are Hereford, Aberdeen-Lowline Angus, and Irish Dexter.
4. Premium Auction minimum weight is 1000 pounds for all breeds except those designated as miniature. The miniature minimum weight is 500 pounds. Animals may show at any weight.
5. Only first and second place winners in the weight classes are eligible to compete for Grand and Reserve Grand Champion, Market Steer.
6. Only first and second place winners in the weight classes are eligible to compete for Grand and Reserve Grand Champion, Market Heifer.
7. Grand Champion and Reserve Grand Champion Market Heifer, Market Steer and Previous year bucket calf will compete for overall Grand Champion and Reserve Grand Champion.
8. Miniature Market Heifer and Miniature Market Steer will have their own class and will show for overall Miniature Market Beef Grand Champion and Reserve Grand Champion
9. All Market Beef and Previous Year Bucket Calves are eligible to be sold at the Premium Auction. If sold through the Premium Auction, animal may be taken home or sent to the Carcass Show for processing if meets criteria.

CLASS

1209	Miniature Market Heifer
1210	Miniature Market Steer
1211	Market Heifer
1212	Market Steer

SHOWMANSHIP - BEEF

1. All beef cattle exhibitors are encouraged to participate in the fitting and showing class. The animal used in this class must be exhibited in a 4-H/FFA division class.
2. All exhibitors must show their own animals.
3. Judges will consider all aspects of showmanship.
4. Grand Champion and Reserve Grand Champion will be awarded in each class. Top two in each age division will go on to compete in Supreme Showman
5. Show order is Junior, Intermediate and Senior.

CLASS

1213	Beef Showmanship, Junior
1214	Beef Showmanship, Intermediate
1215	Beef Showmanship, Senior

RULES ARE SUBJECT TO CHANGE WAITING ON STATE FAIRS FINAL RULES

OPEN CLASS BEEF

1. Read General Rules.
2. Read General Livestock Rules.
3. Animals are not eligible to be shown in both breeding and market classes.
4. Beef will be bedded on sand. No wood chips or straw will be allowed for beef bedding.
5. Beef will be displayed in the assigned destination between 8:00am and 10:00pm. A Beef tie-out area may be designated by superintendents and information will be posted.
6. Space for livestock blocking chutes will be designated by beef superintendents. Space for beef blocking chutes will be assigned by clubs, by the designated livestock superintendents. No beef blocking chutes will be allowed in the West Pavilion or in the Show Arena.
7. **Individuals may exhibit 2 market steers, 2 market heifers, 2 breeding heifers or cows, 1 current year bucket calf and 1 previous year bucket calf.**
8. **The beef show will be a “blow and go” show. The use of paint, glue, adhesives, mousse, powder, and boning soaps will not be allowed. (Nothing stiff or sticky; must be able to run a comb through the hair. Any product used must be water soluble). Animals may be checked before entering the ring and violators will be disqualified. No hair coloring will be allowed in grooming of beef exhibits. Any attempt to alter animal color or breed characteristics including the addition of hair or added material, natural or man-made (excluding false tail switches) is prohibited. Animals will be subject to inspection and hand wiped by the Beef Superintendents and/or agents at any time.**
9. Exhibitors will be paid for 1st, 2nd and 3rd place only. This applies to each class within the division. Grand Champion and Reserve Grand Champion ribbons will be awarded in Bucket Calf, Bull, Heifer, and Market Beef divisions if the judge considers the exhibits worthy.

BUCKET CALVES

1. This class is for youth twelve years of age or younger.
2. The calf must be owned by the exhibitor.
3. First year bucket calves must be born on or after Jan. 1 of the current year and fed on a bottle or bucket for at least 30 days. Previous year bucket calves must be born on or after Jan. 1 of the previous year.
4. The calf must have been fed on a bucket or bottle for at least 30 days.
5. Judging of bucket calves is done primarily on the youth's knowledge of the animal.

CLASS

- 3200 Current year bucket calf (born on or after Jan. 1 of current year)
3201 Previous Year bucket calf

BREEDING BEEF

1. Open class breeding beef will be shown by breed; age of animal will determine class.

CLASS

- 3202 Bull Calf (born after Jan. 1, current year)
3203 Senior Bull Calf (born Sept. 1- Dec. 31, previous year)

RULES ARE SUBJECT TO CHANGE WAITING ON STATE FAIRS FINAL RULES

- 3204 Summer Yearling Bull (born May 1 – Aug. 31, previous year)
- 3205 Jr. Yearling Bull (born Jan.1 – Apr. 30, previous year)
- 3206 Sr. Yearling and 2 yr. old bull (born prior to Jan. 1 previous year)
- 3207 Heifer Calf (born after Jan. 1, current year)
- 3208 Sr. Heifer Calf (born Sept.1 – Dec.31, previous year)
- 3209 Summer Yearling Heifer (born May 1 – Aug. 31, previous year)
- 3210 Jr. Yearling Heifer (born Jan.1 – Apr. 30, previous year)
- 3211 Sr. Yearling / 2 yr. Old Cow (born prior to Jan. , previous year)

COW CALF PAIRS

1. Calf must be latest natural calf and born since January 1 of current year.
2. Both cow and calf must be shown on halter and be halter broke.
3. All pairs must be tied in stalls.
4. Cow cannot be over 5 years of age.
5. Any breed or cross breed.

CLASS

- 3212 Cow Calf Pairs

MARKET BEEF

1. If questions of ages of beef arise, animals may be mouthed by a qualified veterinarian. Condition: permanent teeth may be up, but must not be in wear.
2. The beef show will be a blow and go show. The use of paint, glue, adhesives, mousse, powder, and boning soaps will not be allowed. (Nothing stiff or sticky; must be able to run a comb through the hair. Any product used must be water soluble). Animals may be checked before entering the ring and violators will be disqualified. No hair coloring will be allowed in grooming of beef exhibits. Any attempt to alter animal color or breed characteristics including the addition of hair or added material, natural or man-made (excluding false tail switches) is prohibited. All beef exhibits will be subject to inspection and hand wiped by the Beef Superintendents and/or agents at any time.
3. Market Heifers will have their own class, but will show for Overall Market Beef Grand champion and Reserve grand champion.
4. Miniature animals will ONLY show for Grand Champion and Reserve Grand Champion Miniature Market Beef.
5. Miniature Market Heifers will have their own class, but will show for overall Miniature Market Beef Grand Champion and Reserve Grand Champion.

CLASS

- 3213 Market Steer
- 3214 Market Heifer
- 3215 Miniature Market Steer
- 3216 Miniature Market Heifer

4-H /FFA BUILDING BLOCK ENGINEERING

(STEM ARCHITURE BLOCKS)

1. 4-H members must be currently enrolled in the 4-H– Building Block Engineering project to exhibit in this division.
2. Each exhibitor may enter one exhibit. Exhibits must have been constructed during the current 4-H year.
3. Total exhibit dimensions may not exceed 2 feet high, by 2 feet wide, by 2 feet deep.
4. The minimum exhibit dimensions must be at least 6 inches wide and deep.

RULES ARE SUBJECT TO CHANGE WAITING ON STATE FAIRS FINAL RULES

5. All exhibits should be placed in a sturdy see through enclosure with a top, bottom, and 4 sides. A clear tub turned upside down with the exhibit placed on the lid would be an acceptable enclosure. It may be desirable to place a cutting board or other hard surface between the lid and base plate of the exhibit to make it more sturdy. This is to keep exhibit components from being “scattered to parts unknown” at the fair. The outer dimensions of the enclosure do not count towards the total exhibit dimensions but should not be excessive. The entire exhibit should fit in the display enclosure so the enclosure does not smash into the exhibit during movement.
6. All components used in construction should be dust and hair free, clean, free of chips, scuffs, cracks or broken blocks.
7. Gaps or cracks should not be visible between assembled blocks unless they fit with the story, for example an earthquake.
8. The primary building component should be interlocking blocks, commonly referred to by the brand name of Lego®.
9. Other components can be integrated into dioramas to illustrate architectural aspects that may be difficult to convey with traditional interlocking blocks, for example marbles for small round objects.
10. Other components can be integrated into dioramas to illustrate architectural aspects that may be difficult to convey with traditional interlocking blocks, for example marbles for small round objects.
11. The use of existing “store bought” sets for major elements of the display is not allowed for Classes 5710 - 5712, use of figurines from sets is allowed as is using individual bricks or small sub-assemblies to create something different than the set it came from. For example, a car hood or front end from a car kit could be used in a “car museum” just not the entire car. The intent of this is to ensure fairness among exhibitors and encourage maximum creativity instead of just following a set of plans.
12. Sets may only be used for Classes 5713 - 5715: Kits but is not eligible for Kansas State Fair.
13. Dioramas should be suitably complex and have multiple elements, for example, a camp site that has a log cabin, a tree fort, and a car.
14. All dioramas should have a story, which is part of the information pack, that describes what is happening in the diorama; this can be as simple (the nursery rhyme “Jack and Jill” for example) or complex as needed to explain to someone looking at the exhibit what is happening.
15. Vehicles that are intended to stay in a single place should be affixed to base plates with sticky tack, hot glue, or other method.
16. Mechanical enhancements or motion elements that add motion to the diorama are acceptable and encouraged. For example, marry-go-rounds, doors, elevators, gears, marbles going down a channel, flapping wings, animatronics, etc. If included judges should be able to use them and instructions should be provided for operation either in the story or on a separate page.
17. Artistic designs, for example recreating paintings like the “Mona Lisa” or “Stary Nights” and structures like “David” are not permitted as exhibits and one ribbon placing should be deducted. These exhibits should be displayed in Visual Arts.
18. The exhibitor’s name(s), club, and district must be tagged or labeled in a prominent location on the display, additionally the display case should have the exhibitor’s information attached to it as well, as the top part of the case may be separated from the display.
19. Each exhibitor is required to complete the “4-H Building Block Engineering Exhibit Information Form” which is available through the Extension office or at <http://blocks.engtech4ks.com> . This form must be attached to the outside of a 10” x 13” manila envelope. Do not tie the envelope to the exhibit. All revisions of forms previously released for the division dated prior to current year are void for use.
20. Each exhibit information packet should include the following items:
 - 1 to 5 pages of photos showing work on the exhibit, preferably from a beginning state to final or completed state, final pictures help in determining where a part might go in case something comes loose.
 - If appropriate, operating instructions for mechanical portions of the diorama.
21. Exhibits will be judged with consultation judging.
22. Champion and reserve champion ribbons will be awarded for each class if the judge considers the exhibits worthy.

RULES ARE SUBJECT TO CHANGE WAITING ON STATE FAIRS FINAL RULES

23. Grand Champion and Reserve Grand Champion rosettes will be awarded for division if the judge considers the exhibits worthy.

CLASS

- 5710 Junior Block Construction (4-H ages 7-9 years old): Basic interlocking block diorama built from scratch
- 5711 Intermediate Block Construction (4-H ages 10-13 year old): Intermediate interlocking block diorama built from scratch.
- 5712 Senior Block Construction (4-H ages 14 years old +): Advanced interlocking block diorama built from scratch.
- 5713 Junior Block Kit (4-H ages 7-9 years old): Basic interlocking block diorama built from a kit.
- 5714 Intermediate Block Kit (4-H ages 10-13 years old): Intermediate interlocking block diorama built from a kit.
- 5715 Senior Block Kit (4-H ages 14 year old +): Advanced interlocking block diorama built from a kit.

4-H / FFA CARCASS SHOW

1. All animals in the carcass show will be identified to the packer/inspector and carcass judges by a list with Kansas EID tag number only. Exhibitor name and live animal placing will not be accessible to the packer/inspector or carcass judges. The Carcass Show Superintendent will add the names and live placings on the final carcass show printout after the carcass placings are made.
2. Only blue ribbon market lambs, market hogs, and meat goats are selected if there is a carcass show for the specie. Due to packing plant limitations, specie superintendents and specie judges will select accordingly, to selection guidelines.
3. Carcass data will be collected on all exhibited eligible animals, and placings will be awarded.
4. Heifers will be judged against steers in the carcass show.
5. Payment for beef will be based on the grid.
6. Beef carcasses outside the normal ranges for weight (550 - 950 lb.), maturity (A or B), marbling (slight or higher), or any other abnormalities, will be subject to the normal price discounts paid by the packer for those carcasses.
7. Live sheep weight for selection for carcass show should be a minimum of 89 pounds. There must be a minimum of 3 sheep pre-sold in order to have a sheep carcass show.
8. Live meat goat weight for selection for carcass show should be a minimum of 75 pounds. There must be a minimum of 3 goats pre-sold in order to have a goat carcass show.
9. Live swine weight for selection for carcass show should be a minimum of 230 pounds and a maximum of 300 pounds. There must be a minimum of 3 swine pre-sold in order to have a swine carcass show.
10. Animals selected for carcass show will be announced by the superintendents.
11. Grand Champion and Reserve Grand Champion rosettes will be awarded for each species if the judge considers the exhibits worthy.

CLASS

- 1225 Beef Carcass
- 1226 Miniature Beef Carcass
- 1227 Goat Carcass
- 1228 Sheep Carcass
- 1229 Swine Carcass

RULES ARE SUBJECT TO CHANGE WAITING ON STATE FAIRS FINAL RULES

4-H CLOVERBUDS

2. Read General Rules.
3. Open to youth enrolled in 4-H Cloverbuds.
4. Each exhibitor may enter 2 exhibits per class and must be done in FairEntry.
5. Clothing: Must adhere to rules and specifications from the 4-H/FFA Visual Arts Department
6. Food Display: Should contain 3 cookies on a paper plate inside of a plastic bag, or ½ cup of snack mix in a plastic bag.
7. The notebook may contain photos, hand drawings, and stories about what has been learned in the 4-H Cloverbud project.
8. Photography: Must adhere to mounting and display specifications from the 4-H Photography Department.

CLASS

1000	Arts & Crafts Item
1001	Clothing
1002	Food Display
1003	Notebook
1004	Photography

CLOVERBUD COLLECTION ENTOMOLOGY

1. Display in one or two shoe boxes, pencil boxes, cake pan with a clear lid, or one standard display box a minimum of 5 and a maximum of 10 species representing at least 4 orders.
2. The boxes should be covered with a piece of plastic wrap, plexiglass, or other protective covering taped to the top of the box or attached in some manner.
3. Follow the general guidelines listed for collections.
4. Members may exhibit in this class a maximum of 2 years while they are Cloverbuds.
5. There is no State Fair class for this level.

CLASS

1005	Cloverbud Collection
------	----------------------

4-H COMMUNICATIONS

1. The demonstration and illustrated talk contest will be held prior to the fair. The maximum time limit is 15 minutes. There is no minimum time. The presentation should be of sufficient length to cover the topic adequately.
2. Demonstrations or talks may be individual or team presentations. Digital presentations are accepted but must be noted on entry.
3. Division Definitions:
 - Project Talk: tells about something
 - Illustrated Talk: tells how to do something
 - Demonstration: shows how to do something
4. Demonstrations and illustrated talks will be judged on:
 - Introduction - 10%
 - Appearance - 10%
 - Presentation - 30%
 - Subject matter - 30%
 - Visuals and/or equipment - 10%
 - Summary - 10%
5. Champion and Reserve Champion ribbons will be awarded to each age division.
6. Overall Grand Champion and Reserve Grand Champion rosettes will be awarded if the judge considers demonstrations worthy.

RULES ARE SUBJECT TO CHANGE WAITING ON STATE FAIRS FINAL RULES

CLASS

1005	Communications, Junior
1006	Communications, Intermediate
1007	Communications, Senior

4-H / FFA COMPUTERS

(STEM COMPUTERS SCIENCE)

1. Any item which IS NOT a notebook, display board, or poster displayed in this class is considered a “computer system” exhibit and MUST follow the rules set forth below.
2. The actual construction of computer hardware (i.e., building a computer, electronic devices with a motherboard-based manipulation) will remain in the Energy Management division.
3. 4-H members must be currently enrolled in the 4-H/ FFA Computer Science project to exhibit in this division.
4. Each exhibitor may enter one exhibit per class. Exhibits must have been completed during the current 4-H year.
5. Exhibitor’s name, county or district, 4-H age, and years(s) in project must be tagged or labeled in a prominent location on the exhibit, educational display, notebook, and/or poster.
6. See the last section for full details about exhibiting posters, display boards and notebooks.
7. If a safety violation is noted by the judges, superintendent, or other staff, the exhibitor’s exhibit, at the judges’ discretion, will receive a participation ribbon.
8. All exhibits must be:
 - a. Self-contained on a USB drive (thumb drive, flash drive, jump drive, or other any other name for a small USB storage device; the rules will use “USB drive”). This means that a judge can plug in the USB drive into a computer and run the exhibit as described below.
 - b. OR System -On-A-Chip (SOC) (such as Raspberry Pi) or a MicroController (such as an Arduino or Ozobot) AND is a compact (less than 8”X 8”X 8”) system, which can be programmed AND requires minimal assembly to operate (e.g. connecting power, display, and keyboard/mouse cables). Referred to as a “chip system” through the rest of the rules.
9. Physical computers such as tablets, smart phones, laptops, or personal computers (PCs) will not be accepted as an exhibit.
10. “Chip systems” may use/include GPIO bread boards or HATs (Hardware Attached on Top) the size of which is not included in the size of the chip system however the total size of the chip system and GPIO devices may not exceed 24”X24”X24” including any protective enclosures.
11. Any attached GPIO devices are not judged for electrical construction or quality as this division is focused on the operational aspects of the system (the code). Some of these systems, with automation, can also be classified as a Robot, and the exhibitor must decide which division to exhibit in as the exhibit may not be entered in both divisions.
12. For chip systems, all electric components of the system must be adequately covered or concealed with a protective enclosure. Paper is NOT considered an adequate enclosure or covering for the electrical components.
13. All revisions of all forms previously released for the STEM division either undated or dated prior to current year are void for use and new forms must be obtained and used that are dated by the Kansas State 4-H Office for the current year. Use of old forms should result in the loss of one ribbon placing for exhibits.
14. For all computer system entries, the following items are required as part of an exhibit packet:

RULES ARE SUBJECT TO CHANGE WAITING ON STATE FAIRS FINAL RULES

- a. A manila envelope with the Computer Exhibit Form, which is available through your local K-State Research and Extension office or at <http://computers.engtech4ks.com/>. This form must be attached to the outside of a 10" x 13" manila envelope. Do not tie the envelope to the exhibit.
 - b. A USB drive labeled with the 4-Hers name, county/district, and club; in a way that does not prevent it from being plugged into a computer.
 - c. For exhibits that are entered only on USB drives, one graphic should be uploaded to emailed to pmaddy@ksu.edu with the exhibitor number and exhibit number by August 23rd. It should show the completed project (such as a screen shot/capture, slide, or similar). This image will be part of a digital display at the State Fair. The only thing to be picked up at the end of the state fair will be the exhibit card. The rest of the exhibit materials will be returned to the county/district offices in their "county packs." For county fairs it is recommended to display the manila envelope.
 - d. Instructions to run any part of the exhibit on the USB drive. (There should be at least two (2) items in your manila envelope: USB drive, and instructions).
15. Each exhibit must be accompanied by a "4-H Engineer's Journal." The engineer's journal should be typed. It can either be included electronically on the USB drive (preferred) or printed and placed in the manila envelope.
- a. The "4-H Engineer's Journal" should start with a dated entry describing what the 4-H member is trying to accomplish/build.
 - b. The "4-H Engineer's Journal" should conclude with a dated entry describing what the 4-H member achieved in creating. (The start and end many times will be different. The judges are interested in the journey).
 - c. Additional entries in the "4-H Engineer's Journal" should be made as progress occur describing successes and failures; as well as the steps done and any sources of information including links used.
 - d. Pictures can also be included in the "4-H Engineer's Journal" but should not be more than 25% of the entries. e. The "4-H Engineer's Journal" should contain at least one graphic.
 - f. The "4-H Engineer's Journal" must be at least 3 pages in length.
 - g. An example of a "4-H Engineer's Journal" can be found at <http://computers.engtech4ks.com/>.
 - h. The "4-H Engineer's Journal" will comprise 5025% of the overall exhibit score. Failure to include a "4-H Engineer's Journal" will result in the exhibit being disqualified.
16. If the exhibit is a program, application, app, web site, or requires any coding, the source code must be included on the USB drive. Failure to include a copy of the "source code" may result in up to one ribbon place deduction.
17. Flow diagrams or decision trees showing the logical flow of code must be included on the USB drive for all coded exhibits. PowerPoints presentations, for example, would not require a decision tree or flow diagram.
18. Since there is no conference judging at the Kansas State Fair, a set of instructions must be provided to run the computer system /application. These instructions should be printed off and included in the exhibit package and a copy should be included on the USB drive.
- a. FOR COUNTY FAIRS it is recommended that 4-Hers bring a computer that will run their project to the fair for judging as judges typically do not bring computers with them. Operating instructions are still required.

RULES ARE SUBJECT TO CHANGE WAITING ON STATE FAIRS FINAL RULES

- b. Instructions should be written as though you were helping a less techy person, (like a grandparent), operate your exhibit, similar to what is described in rule 19 below. An example of instructions can be found at <http://computers.engtech4ks.com/>.
19. Each exhibit MUST include a video of the youth following their instructions for operation. For presentations, such as PowerPoint, this should include delivering the presentation. This allows judges to get a better understanding of the exhibit and allows the youth the opportunity to fully demonstrate their exhibit. The video should be no longer than 8 minutes and should be placed on the USB drive or, if desired, uploaded as to YouTube as an unlisted video and a link to that video included in a file titled "VideoLink." These videos may also be considered for inclusion in a running video loop in the STEM area at the state fair after review by judges, superintendent(s), and extension staff. Adult guardians must complete the video release included with the exhibit form. If the release is not completed the video will not be included in the video loop on display in the STEM area at the Kansas State Fair.
20. Each exhibit must accomplish a specific automated task using a computer, a chip system, URL, or virtual machine (VM).
21. Kanas State Fair Judge(s) in the computer system division will have a physical computer with the following minimum configuration to test exhibits with and view files:
 - a. Microsoft Windows® 10 or Windows® 11
 - b. Microsoft Office® 365 (Excel, Power Point, & Word)
 - c. Microsoft Visual Studio®
 - d. Microsoft Edge Browser®
 - e. Mozilla Firefox® Browser
 - f. Google Chrome® Browser
 - g. Adobe Acrobat Reader®
 - h. Apache OpenOffice®
 - i. VMware Player Windows 64bit
 - j. Scratch Desktop editor (offline version)
22. The STEM judges will have internet access at the Kansas State Fair. Internet based content may be included in exhibits. Exhibitors should take great care and only go on-line with their guardian's permission. User names and passwords should not be included in exhibits. If they are required to view the content, a temporary user account and password should be created for judging at the Kansas State Fair, once judging is complete the user name and password should be disabled on the account. If a separate user account is not possible, the content should be included as part of the video. **YOU SHOULD NOT SHARE YOUR USER NAME OR PASSWORD WITH OTHERS.**
23. All licensing should be adhered to for any software used in the exhibit. Failure to do so will result in a reduction of one ribbon placing and may not be considered for best of show.
24. The creation of viruses, malware, malicious applications or code, defamatory language or graphics, bullying, or any material that is "mean," "dangerous," or harmful according to the judge's opinion will result in the exhibit being disqualified.
25. Pictures or still graphics created are not eligible for entry as a project in this division and should be entered in the appropriate photography division.
26. Judging will be based on a score sheet which can be found at <http://computers.engtech4ks.com/>. There are four (4) areas each exhibit will be judged on. They are:
 - a. 4-H Engineers Journal (what I learned to make it work), 25% overall score
 - b. Instructions (how I help others make it work), 25% overall score
 - c. Functionality (does it work), 25% overall score
 - d. Diagrams (and code if applicable) (how I think it works), 25% overall score

RULES ARE SUBJECT TO CHANGE WAITING ON STATE FAIRS FINAL RULES

27. Computer exhibits may be checked out for use in a Kansas State Fair 4-H demonstration or 4-H illustrated talk with prior permission. For permission, check with the superintendent or the information desk in 4-H Centennial Hall. The exhibit must be returned to display immediately after the demonstration/illustrated talk, or the exhibit will be disqualified. Exhibitors and/or their designees may not remove exhibits from 4-H Centennial Hall prior to the exhibit release time on Sunday evening without the express consent of State 4-H staff, any exhibit removed before release time will be disqualified.

CLASS

- 1890 Computer program, application, app, script, or coded system that is new and unique (not merely a file run in a program, such as a 'word document' or a picture drawn in 'Microsoft Paint').
- 1891 Computer presentation (power point, web page/site, animated graphics such as gifs, etc.)
- 1892 Single computer system (web server, database server, etc.) represented as a virtual machine.
- 1893 Networked system consisting of two or more virtual machines.
- 1894 Chip system - a small (8"X8"X8") programmed physical device that accomplishes a specific task.

4-H / FFA DAIRY MARKET BEEF

1. Read General Rules.
2. Read General Livestock Rules.
3. Market Dairy Beef must be purebred, crossbred or combination of both but must be 100% dairy blood. Animal must not exhibit any signs of crossbreeding with any beef breed. Dairy Beef may be a steer or a heifer.
4. Market Dairy Steer must be castrated.
5. All Market Dairy Beef must be properly dehorned. No scurs over 1" long are allowed and must be healed.
6. Steers must be judged on meat value and meat yielding qualities.
7. The classification for judging Market Dairy Beef will be based upon weights. All Market Dairy Beef will be shown by weight classes.
8. All Market Dairy Beef must have been weighed and identified in the exhibitor's name with approved 4-H ear tags and tattoos on county weigh-in/tag date. All steers and heifers must be born after Jan. 1 of previous year.
9. Premium Auction minimum weight is 950 pounds. Animals may show at any weight.
10. Only first and second place winners in the weight classes are eligible to compete for Grand and Reserve Grand champion.
11. It is recommended that 4-H members use a show stick and show halter with a chain during judging, and show like a beef animal and not like showing dairy.
12. Dairy Beef Showmanship will be held in connection with the Beef Showmanship.

CLASS

- 1250 Dairy Market Steer
- 1251 Dairy Market Heifer

4-H / FFA DAIRY CATTLE & GOATS

1. Read General Rules.
2. Read General Livestock Rules.
3. Dairy cattle will be shown by breeds. The age of the animal will determine class.
4. Breed will be declared when entered in FairEntry.
5. Exhibitors are requested to be neatly and appropriately dressed (in white) when showing animals.

RULES ARE SUBJECT TO CHANGE WAITING ON STATE FAIRS FINAL RULES

6. All sexually intact does must be identified with an official USDA Premise Identification tag or an official tattoo.
7. All Dairy Goats shown in this department are to be dehorned.
8. Dairy Goats are to be shown with chain, collar or halter.
9. All Dairy Goats are to be females. No males.
- 10. Youth in 4-H Division may exhibit 2 dairy cattle and 2 dairy goats.**
11. Grand Champion and Reserve Grand Champion rosettes will be awarded in each division if the judge considers the exhibits worthy.

DAIRY CATTLE CLASS

- 1252 Calves (born after August 1, previous year)
- 1253 Yearling (born Sept. 1, previous year - Sept 1, 2 years previous)
- 1254 Heifers or Cows (born before August 1, 2 years previous)

DAIRY CATTLE SHOWMANSHIP

1. All dairy exhibitors are encouraged to participate in the Fitting and Showing classes. The animals used in this class must have been exhibited in a youth division class. Entrant must exhibit his/her own animal in this class.
2. Grand Champion and Reserve Grand Champion rosettes will be awarded in each division if the judge determines the exhibits deserving.

CLASS

- 1255 Dairy Cattle Showmanship, Junior
- 1256 Dairy Cattle Showmanship, Intermediate
- 1257 Dairy Cattle Showmanship, Senior

DAIRY GOATS CLASS

- 1258 Kid (born Jan. 1 or later of current year)
- 1259 Yearling (1 to 2 years)
- 1260 Mature Doe (2 years or older)

DAIRY GOAT SHOWMANSHIP

1. All dairy exhibitors are encouraged to participate in the Fitting and Showing classes. The animals used in this class must have been exhibited in a youth division class. Entrant must exhibit his/her own animal in this class.
2. Grand Champion and Reserve Grand Champion rosettes will be awarded in each division if the judge determines the exhibits deserving.

CLASS

- 1261 Dairy Goat Showmanship, Junior
- 1262 Dairy Goat Showmanship, Intermediate
- 1263 Dairy Goat Showmanship, Senior

OPEN CLASS DAIRY CATTLE & GOATS

1. Read General Rules.
2. Read General Livestock Rules.
3. Dairy cattle will be shown by breeds. The age of the animal will determine class.
4. Breed will be declared when entered in FairEntry.
5. Exhibitors are requested to be neatly and appropriately dressed (in white) when showing animals.
6. All sexually intact does must be identified with an official USDA Premise Identification tag or an official tattoo.

RULES ARE SUBJECT TO CHANGE WAITING ON STATE FAIRS FINAL RULES

7. All Dairy Goats shown in this department are to be dehorned.
8. Dairy Goats are to be shown with chain, collar or halter.
9. All Dairy Goats are to be females. No males.
- 10. Youth in 4-H Division may exhibit 2 dairy cattle and 2 dairy goats.**
11. Exhibitors will be paid for 1st, 2nd and 3rd place only. This applies to each class within the division. Grand Champion and Reserve Grand Champion ribbons will be awarded in each division if the judge considers the exhibits worthy.

DAIRY CATTLE

1. No aged dairy bull classes are offered because of safety and facilities.
2. Indicate on exhibit card the breed and class number.

CLASS

- 3250 Junior Bull Calf (born after Jan. 1, current year)
- 3251 Senior Bull Calf (born between Jan.1 and Jan.1 previous year)
- 3252 Two Year Old Bulls
- 3253 Junior Heifer Calf (born after Jan. 1, current year)
- 3254 Senior Heifer Calf (born July 1- Dec. 31, previous year)
- 3255 Junior Yearling Heifer (born Jan. 1 – June 30, previous year)
- 3256 Senior Yearling Heifer (born July 1 – Dec.31, two years previous)
- 3257 Two Year Old Cow or older

DAIRY GOAT CLASS

- 3258 Kid (dropped Jan. 1 or later of the current year)
- 3259 Yearling (1 to 2 years)
- 3260 Mature Doe (2 years or older)

OPEN CLASS DUCT TAPE

1. Read General Rules
2. This division is open to any individual.
3. Each exhibitor may enter only one item per class.
4. Items may be made with any color duct tape.
5. Items must be created using at least 90% duct tape.
6. Grand Champion and Reserve Grand Champion ribbons will be awarded if the judge considers the exhibits worthy.
7. Entry Judging Criteria:
40% Workmanship, 30% Creativity, 20% Appearance, 10% Difficulty

CLASS

- 3105 Hat
- 3106 Purse
- 3107 Wallet
- 3108 Clothing
- 3109 Miscellaneous

4-H EDUCATIONAL DISPLAYS, NOTEBOOKS, POSTERS and BANNERS

1. Read General Rules.
2. Educational displays must be pre-entered by the specified date.

RULES ARE SUBJECT TO CHANGE WAITING ON STATE FAIRS FINAL RULES

3. Each 4-H club can enter a banner and/or an educational display. Educational Displays, banners, notebooks and posters are not eligible for State Fair.

EDUCATIONAL DISPLAYS, NOTEBOOKS & POSTERS

1. This department is designed as an educational display for project accomplishments that are not easily displayed on other departments.
2. Exhibit may consist of notebooks, posters, or any display relating to self-project work.
3. If the exhibit is a display, maximum size is not to exceed a standard commercial 3' x 4' tri-fold display board. If the exhibit is a poster, it must not be larger than 22" x 28". Name and county/ district must be clearly marked on educational exhibits
4. Exhibit material should have been made or grown by the organization members in the current year or have been carried as a project activity.
5. 4-H exhibitors (individual or group) should avoid using copyrighted materials whenever possible by originating their own work. Copyrighted and/or trademarked materials utilized in banners for endorsement or promotion instead of educational purposes will be disqualified and will not be displayed.
6. Scoring Based on:
 - Educational value - 40%,
 - Quality of display materials - 20%,
 - Appearance - 20%,
 - Interest and originality - 20%
7. The Fair Board is not responsible for loss of items.
8. Please be sure to enter your exhibit in the correct department. Please check those departments for rules and classes.
9. Champion and Reserve Champion ribbons will be awarded in each class if the judge considers the exhibits worthy.
10. Overall Grand Champion and Reserve Grand Champion rosettes will be awarded if the judge considers the exhibits worthy.

EDUCATIONAL DISPLAYS

- 1010 Group or Club Educational Display
- 1011 Individual Educational Display, Junior
- 1012 Individual Educational Display, Intermediate
- 1013 Individual Educational Display, Senior

EDUCATIONAL NOTEBOOKS

- 1014 Group or Club Educational Notebook
- 1015 Individual Educational Notebook, Junior
- 1016 Individual Educational Notebook, Intermediate
- 1017 Individual Educational Notebook, Senior

EDUCATIONAL POSTERS

- 1018 Group or Club Educational Poster
- 1019 Individual Educational Poster, Junior
- 1020 Individual Educational Poster, Intermediate
- 1021 Individual Educational Poster, Senior

BANNERS

1. Banners are a two-dimensional display, depicting one idea. Guidelines are listed below.
2. Each banner should illustrate a phase of 4-H work which is being practiced by 4-H'ers or promote 4-H generally.

RULES ARE SUBJECT TO CHANGE WAITING ON STATE FAIRS FINAL RULES

3. Banners will be entered either as a club banner or individual banner. Club banners will be prepared by a 4-H Club. Individual banners will be prepared by individual youth.
4. Banners are to be no less than 12 and no more than 16 square feet, with a minimum of 3 feet on one side. Dimensions for banners entered by individuals are to be no less than 4 and no more than 8 square feet with a minimum of 2 feet on one side.
5. Banners must be hung on a rod strong enough to support the banner.
6. A label is to be attached on the back lower left hand (as you face it) corner of the banner giving the name of the club, county, and year. Names of 4-H'ers are optional. Waterproof ink prevents smearing and is recommended for the label.
7. 4-H exhibitors (individual or group) should avoid using copyrighted materials whenever possible by originating their own work. Copyrighted and/or trademarked materials utilized in banners for endorsement or promotion instead of educational purposes will be disqualified and will not be displayed.
8. Scoring based on:
 - Educational value - 40%,
 - Appearance - 20%,
 - Quality of display materials - 20%,
 - Interest and originality - 20%

CLASS

- 1022 Club Banner
1023 Individual Banner

OPEN CLASS EDUCATIONAL DISPLAYS, NOTEBOOKS & POSTERS

1. Read General Rules.
2. Educational displays must be pre-entered by the specified date.

EDUCATIONAL DISPLAYS, NOTEBOOKS, AND POSTERS

1. This department is designed as an educational display for project accomplishments that are not easily displayed in other departments.
2. Exhibit may consist of notebooks, posters, or any display relating to self-project work.
3. If the exhibit is a display, maximum size is not to exceed a standard commercial 3' x 4' tri-fold display board. If the exhibit is a poster, it must not be larger than 22" x 28". Name and county/district must be clearly marked on educational exhibits.
4. Exhibitors (individual or group) should avoid using copyrighted materials whenever possible by originating their own work. Copyrighted and/or trademarked materials utilized in banners for endorsement or promotion instead of educational purposes will be disqualified and will not be displayed.
5. Exhibit material should have been made or grown by the organization members in the current year or have been carried as a project activity.
6. Scoring Based on:
 - Educational value - 40%,
 - Appearance - 20%,
 - Quality of display materials - 20%,
 - Interest and originality - 20%
7. The Fair Board is not responsible for loss of items.
8. Please be sure to enter your exhibit in the correct department. Please check those Departments for rules and classes. .
9. Exhibitors will be paid for 1st, 2nd and 3rd place only. This applies to each class within the division.

RULES ARE SUBJECT TO CHANGE WAITING ON STATE FAIRS FINAL RULES

10. Grand Champion and Reserve Grand Champion rosettes will be awarded for Displays and for Banners if the judge considers the exhibits worthy.

CLASS

- 3010 Group or Club Educational Display
- 3011 Individual Educational Display
- 3012 Individual Educational Notebook
- 3013 Individual Educational Poster

BANNERS

1. Banners are a two-dimensional display, depicting one idea. Guidelines are listed below.
2. Banners are to be no less than 12 and no more than 16 square feet, with a minimum of 3 feet on one side. Dimensions for banners entered by individuals are to be no less than 4 and no more than 8 square feet with a minimum of 2 feet on one side.
3. Banners must be hung on a rod strong enough to support the banner.
4. A label is to be attached on the back lower left hand corner of the banner giving the name of the club, county, and year. Group's individual names are optional. Waterproof ink prevents smearing and is recommended for label.
5. Scoring based on:
 - Educational value - 40%,
 - Appearance - 20%,
 - Quality of display materials - 20%,
 - Interest and originality - 20%
6. Exhibitors will be paid for 1st, 2nd and 3rd place only. This applies to each class within the division.
7. Grand Champion and Reserve Grand Champion rosettes will be awarded for Displays and for Banners if the judge considers, he exhibits worthy.

CLASS

- 3015 Group or Club Banner
- 3016 Individual Banner

4/H AG MECHSNICS, ASTRONOMY, BUILDING BLOCKS ENGINERING, COMPUTERS, ROBOTICS, AEROCSPACE/ROCKETRY EDUCATIONAL EXHIBITS

1. Read General Rules.
2. Exhibits are to have a clear link to the areas of Ag Mechanics, Astronomy, Rocketry, or Robotics. Educational exhibits outside of these areas should be displayed in the other program areas. Just because an educational exhibit relates to the broad concept does not qualify it to be displayed in the Educational Exhibit area.
3. Exhibits in posters, notebooks and display boards must contain substantial supporting educational materials.
4. Educational display boards, posters and notebooks should be creative and showcase details about the knowledge learned in the project during the current 4-H year. Value is placed on youth who can demonstrate how their skills have increased while completing the project. Each exhibit will be judged on uniqueness, creativity, neatness, accuracy of material, knowledge gained, and content.
5. Follow copyright laws, citing all sources of information in a standard notation Sources of information must be cited on the front of your exhibit, including all posters and educational display boards.
6. Educational displays are not to exceed a standard commercial 3' x 4' tri-fold display board. No card table exhibits will be allowed.
7. "Construction Kits" that are part of educational displays must be contained in cases (tackle boxes, sealable containers, etc.) that may not be larger than 1' x 2' x 2' and must have a latch which securely keeps all components contained in the "Construction Kits". Other components are to adhere to appropriate dimensions as stated elsewhere.
8. Educational Project notebooks must be organized in a 3-ring binder.

RULES ARE SUBJECT TO CHANGE WAITING ON STATE FAIRS FINAL RULES

9. Any three-dimensional poster or display board exhibits may not be thicker than 2 inches.
10. Engines and igniters for rockets ARE NOT permitted with the exhibit and constitute an immediate disqualification. This is for safety reasons and includes both spent and live engines.
11. Exhibitor's name, club, district, age, and year(s) in project must be tagged or labeled in a prominent location on the notebook, and/or "Construction Kit." For education displays and/or posters the exhibitor's name, club, district, age, and year(s) in project must be tagged or labeled on the back of the exhibit. Exhibit cards are not sufficient as they may be removed or repositioned for display. Failure to label an exhibit may result in one ribbon placing deduction.
12. Exhibits should possess the following qualities:
 - A central theme
 - What do you want others to learn?
 - Be designed and constructed in a manner benefitting the exhibit.
 - Be something you are interested in.
13. Champion and reserve champion ribbons will be awarded in each class if the judge considers the exhibits worthy.
14. Grand Champion and Reserve Grand Champion rosettes will be awarded for overall STEM Educational Exhibit if the judge considers the exhibits worthy.

EDUCATIONAL DISPLAY

CLASS

- 1122 Aerospace/Rocketry: Educational Display, Junior
- 1123 Aerospace/Rocketry: Educational Display, Intermediate
- 1124 Aerospace/Rocketry: Educational Display, Senior
- 1125 Ag Mechanics: Educational Display, Junior
- 1126 Ag Mechanics: Educational Display, Intermediate
- 1127 Ag Mechanics: Educational Display, Senior
- 1128 Astronomy: Educational Display, Junior
- 1129 Astronomy: Educational Display, Intermediate
- 1130 Astronomy: Educational Display, Senior
- 1131 Building Block Engineering: Educational Display, Junior
- 1132 Building Block Engineering: Educational Display, Intermediate
- 1133 Building Block Engineering: Educational Display, Senior
- 1134 Computer: Educational Display, Junior
- 1135 Computer: Educational Display, Intermediate
- 1136 Computer: Educational Display, Senior
- 1137 Robotics: Educational Display, Junior
- 1138 Robotics: Educational Display, Intermediate
- 1139 Robotics: Educational Display, Senior
- 1140 Uncrewed Aerial System: Educational Display, Junior
- 1141 Uncrewed Aerial System: Educational Display, Intermediate
- 1142 Uncrewed Aerial System: Educational Display, Senior

EDUCATIONAL NOTEBOOK

CLASS

- 1143 Aerospace/Rocketry: Notebook, Junior
- 1144 Aerospace/Rocketry: Notebook, Intermediate
- 1145 Aerospace/Rocketry: Notebook, Senior
- 1146 Ag Mechanics: Notebook, Junior
- 1147 Ag Mechanics: Notebook, Intermediate
- 1148 Ag Mechanics: Notebook, Senior

RULES ARE SUBJECT TO CHANGE WAITING ON STATE FAIRS FINAL RULES

- 1149 Astronomy: Notebook, Junior
- 1150 Astronomy: Notebook, Intermediate
- 1151 Astronomy: Notebook, Senior
- 1152 Building Block Engineering: Notebook, Junior
- 1153 Building Block Engineering: Notebook, Intermediate
- 1154 Building Block Engineering: Notebook, Senior
- 1155 Computer: Notebook, Junior
- 1156 Computer: Notebook, Intermediate
- 1157 Computer: Notebook, Senior
- 1158 Robotics: Notebook, Junior
- 1159 Robotics: Notebook, Intermediate
- 1160 Robotics: Notebook, Senior
- 1161 Uncrewed Aerial System: Notebook, Junior
- 1162 Uncrewed Aerial System: Notebook, Intermediate
- 1163 Uncrewed Aerial System: Notebook, Senior

EDUCATIONAL POSTER

CLASS

- 1164 Aerospace/Rocketry: Poster, Junior
- 1144 Aerospace/Rocketry: Poster, Intermediate
- 1145 Aerospace/Rocketry: Poster, Senior
- 1146 Ag Mechanics: Poster, Junior
- 1147 Ag Mechanics: Poster, Intermediate
- 1148 Ag Mechanics: Poster, Senior
- 1149 Astronomy: Poster, Junior
- 1150 Astronomy: Poster, Intermediate
- 1151 Astronomy: Poster, Senior
- 1152 Building Block Engineering: Poster, Junior
- 1153 Building Block Engineering: Poster, Intermediate
- 1154 Building Block Engineering: Poster, Senior
- 1155 Computer: Poster, Junior
- 1156 Computer: Poster, Intermediate
- 1157 Computer: Poster, Senior
- 1158 Robotics: Poster, Junior
- 1159 Robotics: Poster, Intermediate
- 1160 Robotics: Poster, Senior
- 1161 Uncrewed Aerial System: Poster, Junior
- 1162 Uncrewed Aerial System: Poster, Intermediate
- 1163 Uncrewed Aerial System: Poster, Senior

4-H/FFA ELECTRIC & RENEWABLE ENERGY

(Energy Management)

1. Read General Rules.
2. Exhibitors may enter only one article in each class.
3. Projects are to have been completed in the current 4-H year.

RULES ARE SUBJECT TO CHANGE WAITING ON STATE FAIRS FINAL RULES

4. If additions or improvements are made to previous year project, it should be noted and will be judged only on the current year's additions. Please note only current year projects can be selected for state fair.
5. A sheet of operating instructions must be furnished for any exhibit not self-explanatory.
6. Exhibit must be operable. If battery power is required, batteries must be furnished.
7. No hand dipped solder may be used on exhibits.
8. Any project with a complexity of size or electronics must have instructions for assembly and use and equipment available at time of judging for actual testing.
9. Champion and Reserve Champion ribbons will be awarded in each class if the exhibits are deserving.
10. Overall Grand Champion and Reserve Grand Champion ribbons will be awarded if the judge considers the exhibits worthy.

ELECTRICAL AND ELECTRONICS CLASS

1030 AC Electric Projects

Electric projects with a 110 or 120 V alternating current (AC) power source. Some projects examples are household wiring demonstrations, small appliances extension cords, trouble lights, indoor or outdoor wiring boards, or shop lights. Projects may be a restoration or original construction. The project must be operational and meet minimum safety standards. AC projects must be 110/120 V, no 240 V exhibits are allowed, and must be constructed such that the judges have access to examine the quality of workmanship.

1031 DC Electric Projects

Electric projects with a battery or direct current power source. This class includes electric kits or original projects. This class also includes demonstration DC powered projects.

Examples

include: wiring two or three way switches, difference between series/parallel lighting circuits or wiring doorbell switches. All DC electric projects must work with batteries supplied by 4- H'er. Projects must be constructed such that the judges have access to examine the quality of wiring workmanship.

1032 Electronic Projects

Electronic projects with a battery or direct current power source. This class includes electronic kits or original projects. Examples include radios, telephones, toy robots, light meters, security systems, etc. May be constructed using printed circuit board, wire wrap. Or breadboard technique. Include instruction/assembly manual if from a kit. Include plans if an original project. Projects must be constructed such that the judges have access to examine the quality of wiring and workmanship.

1033 Educational Display

The purpose of the educational display and exhibit is to educate the viewer about a specific area of the 4-H electrical or electronics project. The display or exhibit should illustrate one basic idea. This class includes any educational displays, exhibits or science fair type project which DO NOT have a power source, i.e. exhibits, posters or displays of wire types, conduit types, electrical safety, tool or motor parts identification or electrical terminology. Educational displays and exhibits must be legible from a distance of four feet, using a maximum tri-fold size of 3' x 4'.

ALTERNATIVE ENERGY

1. All exhibits in this division are limited in size to standard, tri-fold display boards (36" x 48") and items may not extend beyond 12" from the back board. All displays must be self-standing.

RULES ARE SUBJECT TO CHANGE WAITING ON STATE FAIRS FINAL RULES

CLASS

- 1037 **Educational Display**
Create an exhibit that addresses a focused topic related to wind power as a renewable energy source. The purpose of the exhibit is to inform and create awareness.
- 1038 **Experiment**
Display an experiment addressing a problem or question related to wind power as a renewable energy source. Include hypothesis, background research, variables, a control, data, findings, conclusions and recommendations for future study.

4-H ENTOMOLOGY

1. Read General Rules.
2. Exhibitors may enter only one article in each class.
3. All should be submitted in an 18 x 24 x 3.5 –inch wooden display box with clear plastic top (such as Plexiglas). Boxes can be handmade or purchased as long as they are of the correct size.
4. Each exhibitor is required to identify each box with two identification label bearing exhibitor's name, club, the collection class 4-H'er is enrolled in and statement of taxonomy used. One label goes in the upper left corner of the box (inside) and the other on the lower right corner of the box (outside). Arrange specimens in the box so the box can be displayed lengthwise. Specimens of soft bodied insects such as aphids, lice, collembolan, termites and etc. should be exhibited in alcohol-filled vials; however, the use of alcohol filled vials should be limited to only those specimens that lose their shape when pinned, since the vials pose a significant hazard to the rest of the collection if they become loose in transit.
5. The number of orders, specimens (and families where required) must be included on both of the exhibitor's box identification labels. Only one adult insect per species can be used in the collection boxes and Notebook Classes, unless labeled as male or female and correctly identified.
6. Arrange specimens in groups or rows parallel to the short sides of the box. Specimens are to be arranged by order in the box, then Family where required.
7. Two labels should be centered on the pin beneath each specimen. First (closest to the specimen) is the common name label and the second label should include date/locality. Full county name and state abbreviation should be on the second label. Collector's name (or host) on the date/locality label is optional.
8. The specimens should be collected by the exhibitor and should focus on Kansas insects. Insects may be collected from one county into bordering states and labeled accordingly.
9. Only specimens of the class Insecta should be included.
10. Specimens of soft bodied insects such as aphids, lice, termites, etc. should be exhibited in alcohol filled vials; however, the use of alcohol filled vials should be limited to only those specimens that lose their shape when pinned, since the vials pose a significant hazard to the rest of the collection if they become loose in transit.
11. Champion and Reserve Champion ribbons will be awarded in: Entomology Collections, Entomology Notebooks, and Entomology Educational Exhibits if the judge considers the exhibits worthy.
12. Overall Grand and Reserve Grand Champion rosettes will be awarded if the judge considers the exhibits worthy.

RULES ARE SUBJECT TO CHANGE WAITING ON STATE FAIRS FINAL RULES

ENTOMOLGY COLLECTIONS

CLASS

- 1040 **Beginning I Entomology Collection:** Display in one standard box a minimum of 50 and maximum of 125 species representing at least 7 orders. Follow the guidelines listed for Collections. Members can exhibit in this class a maximum of 3 years or until they receive a champion ribbon.
- 1041 **Beginning II Entomology Collection:** Display in one standard box a minimum of 75 and maximum of 150 species representing at least 9 orders. Follow the general guidelines listed for Collections. Members can exhibit in this class a maximum of 3 years or until they receive a purple ribbon.
- 1042 **Intermediate Entomology Collection:** Display a minimum of 100 and a maximum of 300 species representing at least 10 orders. Two standard boxes can be used. Follow the general guidelines listed for Collections. In addition, family identification is required for all insects. On a piece of paper, list what you did to improve your collection during the current year. Members can exhibit in this class a maximum of 3 years. Exhibitor will move up if they receive a champion ribbon.
- 1043 **Advanced Entomology Collection:** Display a minimum of 150 and a maximum of 450 species representing at least 12 orders. Three standard boxes can be used. Follow the general guidelines listed for Collections. Family identification is required for all insects belonging to the six basic orders as outlined under the Intermediate phase. Only families in the above six orders will be counted for judging. Family identification of insects in the remaining orders is optional, but desirable as long as accuracy is maintained. On a piece of paper list what you did to improve your collection during the current year. Examples: what insects did you add or replace; what orders and/or families you added; what Leadership you provided to this project; and/or what insects you have studied. Attach paper to the back of one of the display boxes. Exhibitors may continue to exhibit in this class so long as they remain eligible for 4-H membership.

ENTOMOLOGY NOTEBOOKS

1. Reference "Kansas State Fair 4-H Exhibitor Handbook for a full list of details and requirements.
- 1044 **Introductory Entomology Notebook:** Display a minimum of 10 and a maximum of 30 insect species representing at least 6 different orders. Exhibitor may exhibit in this class a maximum of two years.
- 1045 **Beginning Entomology Notebook:** Display a minimum of 20 and a maximum of 60 insect species representing at least 7 different orders. Exhibitor may exhibit in this class a maximum of three years or until they receive a champion ribbon.
- 1046 **Intermediate Entomology Notebook:** Display a minimum of 60 and a maximum of 100 species representing at least 9 orders. In addition, family identification is required for all insects. Exhibitors may exhibit in the class a maximum of three years or until they receive a champion ribbon.
- 1047 **Advanced Entomology Notebook:** Display a minimum of 100 and a maximum of 200 species representing at least 12 orders. Follow the general rules listed for Notebooks, including the Special project. Family identification is required for all insects belonging to the six basic orders. Family identification of insects in the remaining orders is optional, but desirable as long as accuracy is maintained. Exhibitors may continue to exhibit in this class so long as they remain eligible for 4-H membership.

RULES ARE SUBJECT TO CHANGE WAITING ON STATE FAIRS FINAL RULES

ENTOMOLOGY EDUCATIONAL EXHIBIT

1. Exhibit any activity of learning experience related to the field of entomology or the 'Teaming with Insects' Curriculum that does not fit into the Entomology Collections nor Entomology Notebook categories.
2. The exhibit may be, but isn't limited to, original works, digital presentations, programs, websites, games, apps, display box, notebook, display or poster which you have made.

CLASS

- 1048 Beginning Educational Exhibit (Ages 9-12)
1049 Intermediate Educational Exhibit (Ages 10-14)
1050 Advanced Educational Exhibit (Ages 13 +)

INTRODUCTORY EDUCATIONAL EXHIBIT

1. Class for individuals who are exhibiting in the Introductory Collection or Introductory Notebook Classes.
2. If only exhibiting in this category, then ages 7 - 8.
3. There is no State Fair Class for these exhibits.

CLASS

- 1052 Introductory Collection or Notebook

4-H/ FFA FASHION REVUE

1. This division is open to all 4-H clothing members.
2. Only two (2) garments in Sewing Textile Designs and two (2) in Girls Shopping in Style or Boys Shopping in Style may be modeled.
3. The Fashion Revue judging will be held prior to the county fair. Check the most recent schedule for judging date and time.
4. Entries are due on the specified date.
5. Kansas State Fair: Each county may enter two contestants in both the boys' and girls' division. Participants must be 14, but not yet 19, before January 1 of the current year. No younger children can model in the senior classes.
6. Each 4-H member may only enter in the class in which enrolled.
7. Grand Champion Senior and Intermediate Boy and Girl will be eligible to go to State Fair if they are not participating at the Kansas State Fair then the Reserve Grand can go in their spot.

SEWING TEXTILES DESIGN REVUE:

1. Garments are to be constructed and modeled by the 4-H'er.
2. Everything which is commonly considered an outer garment must be constructed. Vest, jacket, dress, skirt, pants, coat, etc. A sweater, blouse, or shirt can be purchased or made.
3. Each 4-H entry is required to complete the information Photo Form and the Cost per Wear Form, which will be turned in on the day of judging.
4. Grand Champion and Reserve Grand Champion rosette will be awarded in each division if the judge considers the exhibits worthy.

SEWING TEXTILES DESIGN REVUE: CLOVERBUD, AGE 5-6, CLASS

- 1330 Miscellaneous Article

SEWING TEXTILES DESIGN REVUE:

- 1331 Garment, 2 or 3 - piece coordinated outfit, Junior (7-9 years old)
1332 Garment, 2 or 3 - piece coordinated outfit, Intermediate (10-13 years old)
1333 Garment, 2 or 3 - piece coordinated outfit, Senior (14-18 years old)

RULES ARE SUBJECT TO CHANGE WAITING ON STATE FAIRS FINAL RULES

SHOPPING IN STYLE REVUE:

1. Garments must be purchased for the 4-H project or made by another individual for the 4-H'er if the fabric and pattern were chosen by the 4-H'er.
2. Everything which is commonly considered an outer garment must be purchased by the 4-H'er or constructed by another person.
3. The emphasis of the project is "Shopping in Style". Choose and purchase one complete outfit.
4. Grand Champion and Reserve Grand Champion rosette will be awarded in each class if the judge considers the exhibits worthy.
5. Overall Grand Champion and Reserve Grand Champion will be selected in Girls and Boys Shopping in Style.

SHOPPING IN STYLE: GIRLS

- 1334 Girls Shopping in Style, Cloverbud (5-6 years old)
- 1335 Girls Shopping in Style, Junior (7-9 years old)
- 1336 Girls Shopping in Style, Intermediate (10-13 years old)
- 1337 Girls Shopping in Style, Senior (14-18 years old)

SHOPPING IN STYLE: BOYS

- 1338 Boys Shopping in Style, Cloverbud (5-6 years old)
- 1339 Boys Shopping in Style, Junior (7-9 years old)
- 1340 Boys Shopping in Style, Intermediate (10-13 years old)
- 1341 Boys Shopping in Style, Senior (14-18 years old)

SHOPPING IN STYLE EDUCATIONAL DISPLAY

1. Exhibitor may only enter one of the following options that align with the 4-Her's Shopping in Style level.
2. 4-Her will learn what clothing styles look best on them while they also gain skills in building a versatile wardrobe and staying within their budget.
3. Each year enrolled in Shopping in Style should build on previous year's learning experience.
4. Exhibit one of the following options that align with the 4-Her's Shopping in Style level.
5. Posters can be flat poster board or foam board, no larger than 22" x 28."
6. Tri-fold educational displays must be free standing and no larger than 36" x 48."
7. Photos of 4-H member in purchased outfit must demonstrate criteria as outlined on scoresheet. Consider multiple angles, good light and highlight details so that the judge may accurately evaluate the exhibit.
8. Exhibits should include actual photos of 4-H member in garments, and may also include pictures from magazines or the internet

CLASS

- 1342 Shopping in Style: Junior (7-9 years old) Choose one of the following activities from Unit 1 or Unit 2 of the curriculum project manuals. Exhibit should consist of poster that showcases:
 - A. a garment you purchased that reflects your personal style and explains how this garment reflects your style and how it influences what others think of you; OR
 - B. a garment you purchased and explains how your personal style either aligns or contradicts what is considered to be "in style" today. OR

RULES ARE SUBJECT TO CHANGE WAITING ON STATE FAIRS FINAL RULES

fashion from an earlier decade; OR

D. a garment you purchased and explains how this garment reflects a different ethnic or cultural influence;

E. a garment you purchased and includes a color discussion that provides an overview of how different colors complement different hair colors and skin tones and how that influenced garment selection.

1343 Shopping in Style: Intermediate (10-13 years old) Choose one of the following activities from Unit 3 or Unit 4 of the curriculum project manuals. Exhibit should consist of a display that showcases:

A. an outfit you purchased to wear with a clothing item that was already in your wardrobe that still fit but you didn't wear anymore. Explains why the clothing item was not being worn and what you did to transform it into a wearable garment again. OR

B. a top and bottom that you purchased, as well as at least three pieces of clothing in your existing wardrobe that you can mix and match with the new items to create multiple outfits. Includes a clothing inventory and explain what you have learned by completing this activity. OR

C. an outfit you purchased and explain why you selected the garment you did, your shopping budget, and cost per wear; OR

D. an outfit you purchased and explain how advertising influences clothing purchases making a distinction between wants and needs. Include your shopping budget and cost per wear. OR

E. an outfit you purchased along with a cost comparison between garments/accessories purchased vs. sewing/constructing the outfit. Comparison should include variety of shopping options and/or price tracking at stores over a period of time.

1344 Shopping in Style: Senior (14-18 years old) Choose one of the following activities from Unit 5 or Unit 6 of the curriculum project manuals. Exhibit should consist of a display that showcases:

A. an outfit you purchased and care requirements not only for this garment but also for garments made of other natural and synthetic fibers. Display should also include a care cost analysis for garments of different fibers; OR

B. an outfit you purchased which you have repaired or altered. Include a clothing inventory list which includes cost savings for repaired items as compared to purchasing replacement garments; OR

C. an outfit you purchased along with plans and commentary for a fashion show that that would capture the attention of an audience. Plans should identify target audience, venue, theme, budget, and logistical plan for the fashion show; OR

D. an outfit you purchased and explain 3 methods of clothing repair that you have learned, i.e. torn seam, torn hem, replacing a button, etc. Display should also include photos and list of your assembled clothing first aid kit. Include itemized expenses; OR

E. An outfit you purchased, and feature any other completed activity from the Shopping In Style curriculum of your choosing that isn't listed above

4-H / FCCLA FIBER ARTS

1. Read General Rules.
2. Fiber Arts is defined as any method of creating a unique design with fiber, fabric or yarn. This may include: making fabric (such as weaving, crochet, knitting, needlepoint); or when existing fabric is changed into something quite different (such as quilting or

RULES ARE SUBJECT TO CHANGE WAITING ON STATE FAIRS FINAL RULES

embroidery or ethnic art). Ethnic Fiber Arts should use a fiber, yarn or fabric to create the design exhibit.

3. A crocheted or knitted article includes clothing item, dolls, animals, blankets, potholders, etc.
4. Place entry tag on front of exhibit with string or tape.
5. No more than two articles per class may be exhibited by each person.
6. When articles which are normally worn as a pair are exhibited, both articles must be shown together. Fasten articles together securely with yarn.
7. Special consideration will be given to articles which are of original design. Such articles should have a note attached explaining the original design.
8. The exhibitor should attach an index card no larger than 3" x 5", with the entry form to give the judge any information on what parts of the exhibit they made, processes used, or other information which the exhibitor thinks would be helpful for the judge. For knitted and crocheted items, please indicate fiber content and specifically if they are made of at least 90% wool.
9. Exhibitors are required to be enrolled in the Fiber Arts project in which they are entered.
10. When the exhibit is a sewn garment that also includes one or more Fiber Art techniques (i.e. knitting, crochet, needle arts, or patchwork and quilting), the determination of what division (Clothing or Fiber Arts) and class in which to enter will be left with the 4-H participant. Articles cannot be entered in both divisions.
11. All exhibits which need to be hung MUST have the appropriate hanger, rod, wire or other mechanism attached in order to be properly displayed.
12. Champion and Reserve Champion ribbons will be awarded in each class if the judge determines that the exhibits deserving.
13. Overall Grand Champion and Reserve Grand Champion rosettes will be awarded if the judge considers the exhibits worthy.

1350 **Crochet:** An article including felted items

1352 **Knitting:** An article made either by hand or by knitting machine including felted items

1352 **Needle Arts:** An article created by hand using any of the following techniques: embroidery or cross stitch, needlepoint, candle-wicking, crewel, lacework or applique'.

1353 **Patchwork or quilted article:** It is acceptable practice for the exhibitor to create the patchwork or quilted article and have someone else quilt it.

1354 **Rug Making:** Acceptable techniques include braiding, latch hook, tying, floor cloth, etc. The finished item should be one that would be used in the home.

1355 **Spinning:** a skein (minimum 10 yards in length)

1356 **Weaving:** a woven article. Exhibitors should attach information about the type of loom or process used.

1357 **Ethnic Arts:** an article. This is defined as Fiber Art technique that is associated with a specific country or culture. It is a practical skill that was developed to provide basic family needs such as apparel, home furnishing or decorations. It is also defined as a method that have been maintained throughout history and passed on to others, often by observation and by example, such as Batik, Swedish huck towel weaving, mud cloth, bobbin waving, tatting, felted items that are not knitted or crocheted, etc. Members should attach information on the history of the ethnic fiber art, where it was used, by whom, how it was used, short description of the technique, etc.)

1358 **Macrame:** an article

RULES ARE SUBJECT TO CHANGE WAITING ON STATE FAIRS FINAL RULES

- 1359 **Fiber Art Educational Notebook:** Share with others what you learned in this project about a particular Fiber Art. Exhibits should be in the form of a notebook or binder. The notebook should include a narrative section describing the fiber art. It should include a clear description of the project, technique, budget, supplies, goals, accomplishments, successes, failures, and future plans. It may include samples of techniques, how to's, photographs of completed projects, or other ways of educating others about fiber arts.

4-H / FFA FLOWERS

1. All flower classes, (4-H/FFA and Open Class) will be judged together. Please note the different class numbers for 4-H and for Open Class.
2. Late entries may be exhibited but will not be judged, nor will premiums be paid.
3. Judging standards are to be based off and adhere to those set on the "Handbook for Flower Shows" used by the National Council of the State Garden Club.
4. Each exhibitor may enter three exhibits per division (Specimens, Arrangements, & House Plants), provided each entry is of a different species. Each exhibitor may enter one Horticulture Notebook.
5. All exhibits must be grown and/or collected by exhibitors. Purchased plant materials are prohibited for all divisions.
6. Champion and Reserve Champion ribbons will be awarded in each of the following divisions: House Plants; Specimens, Arrangements, and Horticulture Notebook.
7. 4-H and FFA exhibits are eligible, may be selected and advance to the Kansas State Fair.
8. Overall Grand Champion and Reserve Grand Champion rosettes will be awarded if the judge considers the exhibits worthy.

SPECIMENS

1. Specimens should be displayed in an appropriate clear container provided by the exhibitor.
2. Each stem, stalk, or spray may have leaves above the water intact, and have multiple blooms.

CLASS

- 1500 Annual Garden Flower: Cut Specimen, Single Stem
1501 Perennial Garden Flower: Cut Specimen, Single Stem

ARRANGEMENTS

1. Arrangements are to be completed before entering building.
2. No plastic nor fabric material allowed.

CLASS

- 1502 Fresh Flower Arrangement
1503 Dried Flower Arrangement

HOUSE PLANTS

CLASS

- 1504 Flowering House Plant
1505 Hanging House Plant
1506 Succulent
1507 All Other House Plants

HORTICULTURE NOTEBOOK

1. Entry shall consist of a notebook or three ring binder of written narrative describing a horticulture project such as a landscape design, landscape installation, lawn renovation, water

RULES ARE SUBJECT TO CHANGE WAITING ON STATE FAIRS FINAL RULES

garden, flower garden, vegetable garden, lawn mowing service, landscape maintenance business, farmer's

market business, or other horticultural project. 4-H'ers are encouraged to include photographs, illustrations and/or landscape drawings that help explain work done by the member. Photos taken from the same location before, during and after the completion of the project are particularly helpful. Exhibitor may enter one horticulture notebook.

2. Horticulture notebook scoring is based on the following criteria:
 - Organization and General Appearance (neatness, includes title page and table of contents, original, creative, etc) - 20%
 - Narrative (include goals, successes, failures, etc) – 40%
 - General Content (subject matter, photos, maps, knowledge gained, etc.) - 40%
- 1508 Horticulture Notebook

OPEN CLASS FLOWERS YOUTH

1. Read General Rules.
2. All youth, 4-H/FFA and Open Class will be judged together. Please note the different class numbers for 4-H and for Open Class.
3. Late entries may be exhibited but will not be judged, nor will premiums be paid.
4. Judging standards are to be based off of & adhering to those set on the "Handbook for Flower Shows" used by the National Council of the State Garden Club.
5. Each exhibitor is limited to one entry per class.
6. House plants, specimens, and collections must have been grown by the exhibitor. Flowers used in arrangements may be obtained elsewhere.
7. Flowers must be arranged before being brought to the building.
8. Champion and Reserve Champion ribbons will be awarded in each of the following divisions if the exhibits are deserving: House Plants; Specimens and Collections; and Artistic Arrangements.
9. 4-H, FCCLA, and FFA exhibits may be selected for participation at the State Fair.
10. Exhibitors will be paid for 1st, 2nd and 3rd place only. This applies to each class within the division. Overall Grand Champion and Reserve Grand Champion rosettes will be awarded if the judge considers the exhibits worthy.

SPECIMENS

1. Specimens and Collections should be displayed in an appropriate clear container provided by the exhibitor. Consider the height of the specimen and weight of the blooms(s) – container should not tip under the weight of the exhibit. Paper cups are NOT allowed. Use of an improper container may impact the placing of the exhibit.
2. Each stem, stalk, or spray may have leaves above the water intact, and have multiple blooms.

CLASS

2000	Zinnia, Pom Pom, one stem
2001	Zinnia, Fancy, one stem
2002	Zinnia, Large, one stem
2003	Zinnia, one stem
2004	Hybrid Tea Rose, one stem
2005	Miniature Rose, one stem in a pill bottle
2006	Floribunda Rose, one stem or cluster

RULES ARE SUBJECT TO CHANGE WAITING ON STATE FAIRS FINAL RULES

- 2007 Gladiolus, Large, one spike
- 2008 Gladiolus, Miniature, one spike
- 2009 Marigold, Small, one stem with multiple blooms
- 2010 Marigold, Large, one stem with multiple blooms
- 2011 Petunia, Single, one stem with multiple blooms
- 2012 Petunia, Fancy, one stem with multiple blooms
- 2013 Petunia, Double, one stem with multiple blooms
- 2014 Annual, any other, one stem
- 2015 Perennial, any one stem
- 2016 Dahlia, one Large (over 6" diameter), one stem
- 2017 Dahlia, one Medium (4' to 6" diameter), one stem
- 2018 Dahlia, one Small (under 4" diameter), one stem
- 2019 Aster, one stem
- 2020 Daylily, one stem
- 2021 Dwarf Canna, one stalk
- 2022 Snap Dragons, one stem
- 2023 Wild Flower, one stem
- 2024 Cosmos, one stem with multiple blooms
- 2025 Wild Sunflower, one stem
- 2026 Sunflower, Large or fancy, one stalk
- 2027 Herb, one stem
- 2028 Ornamental Grass, one stem
- 2029 Flowering Shrub, one stem
- 2030 One stem Non-Flowering Vine, one stem
- 2031 Flowering Vine, one stem
- 2032 Berried Shrub, one stem
- 2033 Any other Perennial not in above class
- 2034 Any other Annual or Biennial not in above class
- 2035 Any Other Flowering Bulb, Corm or Tuber

COLLECTIONS

1. All collections should be of the same specimen unless otherwise specified, and will consist of three stems or stalks, with leaves above the water intact. Collections may have multiple blooms and may be different colors.

- 2036 Cosmos, three stems with multiple blooms
- 2037 Marigolds, Large, three stems
- 2038 Marigolds, Small, three stems
- 2039 Zinnias, three stems
- 2040 Petunias, Fancy, three stems
- 2041 Wild Flowers, three stems
- 2042 Wild Sunflowers, three stems
- 2043 Sunflower (Different specimens allowed, not required)
- 2044 Herbs (Different specimens allowed, not required)
- 2045 Ornamental Grass (Different specimens allowed, not required)
- 2046 Flowering Shrub, three stems
- 2047 Berried Shrub, three stems
- 2048 Flowering Vine, three stems
- 2049 Berried Shrub, three stems

RULES ARE SUBJECT TO CHANGE WAITING ON STATE FAIRS FINAL RULES

- 2050 Any Other Perennial not in above class
- 2051 Any Other Annual or Biennial not in above class
- 2052 Any Other Flowering Bulb, Corm, Tuber

HOUSE PLANTS CLASS

- 2053 Coleus
- 2054 Violet Blooming
- 2055 Geranium in Bloom
- 2056 Any other Flowering Plant
- 2057 Hanging Plants
- 2058 Cacti
- 2059 Succulent Plants
- 2060 Fern
- 2061 Any Other house plants
- 2062 Terrarium or Bottle Garden
- 2063 Dish Garden
- 2064 Unusual or Rare Plant
- 2065 Outdoor Container (any combination potted together, under 3' please)

ARTISTIC ARRANGEMENT

- 1. No dried or silk flowers may be used unless specified.
- 2066 "Butterfly Haven" (Bright colors)
- 2067 "From My Garden" (any theme or arrangement using flowers, plants, or greenery from your garden. (No purchased or dried flowers or greenery allowed).
- 2068 "Kansas Roads, Fields, & Meadows" (any theme or arrangement using Kansas wildflowers, plants, or crops. Dried elements are allowed. No purchased or greenery and no noxious weeds allowed).
- 2069 "Artsy/Craftsy" (any theme or arrangement using a container handcrafted by the exhibitor or a unique recycled container. Any flowers, plants, or greenery are allowed, but all other elements must be handcrafted by the exhibitor. Size limited to no larger than 2' x 2').

OPEN CLASS FLOWERS ADULTS (OVER 19 ONLY)

- 1. Read General Rules.
- 2. This department is open to adults (19 and over) only. Open Class Youth (under 19) should enter in Open Class Youth Division.
- 3. All specimens and collections must be in a clear container, plastic is recommended, glass bottles are no longer required. The disposable water bottles (the small size) with labels removed, work the best. Clear vases are acceptable for very large specimens.
- 4. Late entries may be exhibited but will not be judged, nor will premiums be paid.
- 5. Judging standards are to be based off of & adhering to those set on the "Handbook for Flower Shows" used by the National Council of the State Garden Club.
- 6. Each exhibitor is limited to one entry per class.
- 7. Exhibit cards for all entries must be correct or the entry will not be accepted at the registration table.
- 8. All entries placed by show chairperson or staff.
- 9. No substitutions once entry has been made.
- 10. No viewing of flowers until after judging is completed.

RULES ARE SUBJECT TO CHANGE WAITING ON STATE FAIRS FINAL RULES

11. A Best of Show will be selected from the Specimens and Collections judged on Tuesday.
12. Additional premiums will be awarded to the person having the most points in Floriculture and Artistic Design.
 - ◇ Blue ribbon = 3 points
 - ◇ Red ribbon = 2 points
 - ◇ White ribbon = 1 point**The exhibitor must have at least three entries to be eligible.
13. Exhibitors will be paid for 1st, 2nd and 3rd place only. This applies to each class within the division. Grand Champion and Reserve Grand Champion rosettes will be awarded based on total points earned at judging

SPECIMENS

1. All measurements indicate the size of the bloom or floret, not the height of the specimen. Each stem, stalk, or spray may have leaves above the water intact, and have multiple blooms.

CLASS

- 3500 One Bloom Hybrid Tea or Old Fashioned Rose
- 3501 One Spray Florabunda or Climbing Rose
- 3502 One stem Miniature Rose
- 3503 One small Dahlia (under 4")
- 3504 One large Dahlia (over 4")
- 3505 One spike Gladiolus
- 3506 One stalk Canna
- 3507 One stem Perennial Phlox
- 3508 One stem Petunia, single, any color or bi-color
- 3509 One stem Petunia, double, ruffled or fancy
- 3510 Pom Pom Zinnia, under 4"
- 3511 Pom Pom Zinnia, over 4"
- 3512 One stem Zinnia, under 4"
- 3513 One stem Zinnia, over 4"
- 3514 One stem Day Lily
- 3515 One stem Butterfly Bush
- 3516 One stem Cosmos
- 3517 One stem Wild Sunflower
- 3518 One stalk Sunflower, dark red or brown
- 3519 One stalk Sunflower, yellow, orange, or gold
- 3520 One stalk Sunflower, Large or fancy
- 3521 One stalk Surprise Lily
- 3522 One stem Black-eyed Susan
- 3523 One stem Coneflower
- 3524 One stem Herb
- 3525 One stem Salvia, annual or perennial
- 3526 One stem ornamental Grass
- 3527 One stem any other Wildflower
- 3528 One stem Flowering Shrub
- 3529 One stem Non- Flowering Shrub
- 3530 One stem Flowering Vine
- 3531 One stem Berried Shrub

RULES ARE SUBJECT TO CHANGE WAITING ON STATE FAIRS FINAL RULES

- 3532 One stem Hibiscus
- 3533 One spray Marigold, small
- 3534 One spray Marigold, large (African)
- 3535 One stem Rose of Sharon
- 3536 One stem Ivy
- 3537 Any other Perennial not in above class
- 3538 Any other Perennial not yet entered
- 3539 Any other Annual or Biennial not in above class
- 3540 Any other Annual or Biennial not yet entered
- 3541 Any other Flowering Bulb

COLLECTIONS

1. All collections should be of the same specimen unless otherwise specified, and will consist of three stems or stalks, with leaves above the water intact. Collections may have multiple blooms and may be different colors.

CLASS

- 3542 Roses
- 3543 Zinnias, over 3"
- 3544 Zinnias, under 3"
- 3545 Pom Pom Zinnia, under 4"
- 3546 Pom Pom, Zinnia, over 4"
- 3547 Day Lily
- 3548 Petunias, single or bi-colored
- 3549 Petunias double or ruffled
- 3550 Small Marigolds
- 3551 African Marigolds
- 3552 Dahlia (different allowed not required)
- 3553 Coneflowers
- 3554 Dried Flowers
- 3555 Perennial Phlox
- 3556 Herbs (different specimens allowed, not required)
- 3557 Wildflowers (different specimens allowed not required)
- 3558 Sunflowers (different specimens allowed not required)
- 3559 Ornamental Grasses (different specimens allowed not required)
- 3560 Salvia (annual or perennial)
- 3561 Any other Annual or Biennial not in above classes
- 3562 Any other Annual or Biennial not yet entered
- 3563 Any other perennial, not in above classes
- 3564 Any other Perennial not yet entered
- 3565 Any Other Flowering Bulb

HOUSE PLANTS

1. House plants and collections of house plants must have been grown by the exhibitor at least 6 months. Artificial flowers, bows and foliage are not permitted.

POTTED PLANTS

- 3566 Geranium (blooming)
- 3567 African Violet (blooming)
- 3568 Rare or Unusual Flowering House Plant
- 3569 Any other Flowering House Plant

RULES ARE SUBJECT TO CHANGE WAITING ON STATE FAIRS FINAL RULES

FOLIAGE_CLASS- 1 PLANT

- 3570 Hanging Plant, inside
- 3571 Fern
- 3572 Coleus
- 3573 Cacti
- 3574 Succulent
- 3575 Rare or Unusual Foliage Plant
- 3576 Any Other Foliage Plant

OUTDOOR COLLECTIONS

1. May be potted together or separately unless specified in class description.
2. Each collection should contain three or more plants unless more are specified in the class description.

OUTDOOR_HANGING – all under 3”

- 3577 Herb Collection
- 3578 Caladium Collection
- 3579 Coleus Collection
- 3580 Cacti or Succulent Collection
- 3581 Any Other Collection

OUTDOOR CONTAINER

- 3582 Small Outdoor Container – 3 plants
- 3583 Medium Outdoor Container – 4-6 plants
- 3584 Large Outdoor Container – 6- or more

ARTISTIC FLOWER ARRANGEMENTS

1. Accessories and Foliage will be permitted unless otherwise stated.

SPRINGTIME CLASS

- 3585 “Tom Thumb” (No bigger than 3”tall or wide, fresh or dried flowers)
- 3586 “Miniature” (No bigger than 5”tal or wide, fresh or dried flowers)
- 3587 “Inspiration” (Religious, white flowers dominant)
- 3588 “St Patrick” (Green & White)
- 3589 “All That Jazz” (your choice, any combination)

SUMMER CLASS

- 3590 “Butterfly Haven” (bright colors)
- 3591 “Meadow Magic” (Wildflowers and Herbs)
- 3592 “Patriotic” (red, white & blue)
- 3593 “Granny’s Green Thumb” (Zinnias Dominant)
- 3594 “Child’s Play” (arrangement for a child’s room)

FALL CLASS

- 3595 “Hummers Delight” (red dominant)
- 3596 “Fall” (gold, yellow and orange)
- 3597 “Autumn Harvest” (your choice, fruits, vegetables and grains allowed)
- 3598 “Memory Lane” (all dried materials)
- 3599 “Recycle” (creative vase or materials originally for other uses)
- 3600 Driftwood

RULES ARE SUBJECT TO CHANGE WAITING ON STATE FAIRS FINAL RULES

4-H FOOD AND NUTRITION

1. Read General Rules.
2. All entries in Food and Nutrition will be judged during consultation judging. 4-H members will receive a schedule with the time they are to meet with the judge.
3. 4-H'ers may enter a total of ten (10) entries. Make six (6) entries per baked products and four (4) entries per non-baked product class. Recipes from all sources may be used.
4. Entries may be from your favorite recipe or a commercial mix. All unfrosted cakes shall be exhibited in upright position with top crust showing except for cakes such as Bundt cakes, which should have top crust side down.
5. 4-H'ers are encouraged to make all entries as nutritious as possible. For example: use whole- wheat flour, dried fruit, oatmeal, cereal flakes, dry milk powder, etc. where possible.
6. All exhibits are to be labeled when entered.
7. Exhibits should be in FOOD GRADE plasticbags (on covered cardboard or sturdy paper plate cut to side of products), disposable plastic containers or disposable boxes. Food will be judged and sold, so the food will need to be properly rewrapped for sale. Only the exhibit is judged. The container is not judged.
8. Educational Exhibits: Exhibits may be in the form of a poster, notebook, or display, showing and describing something learned, a project activity done, or a food nutrition community service program, etc. Follow Copyright laws as explained in the General Rules as you are preparing your exhibit. Take care to select materials that will withstand County Fair conditions. If the exhibit is a display, maximum size is not to exceed a standard commercial 3' x 4' tri-fold display board. If the exhibit is a poster, it must not be larger than 22" x 28." Name and county/district must be clearly marked on educational exhibits. A collection of favorite recipes in a recipe box or notebook does not constitute an educational exhibit.
9. For food safety purposes, any food that is perishable is not accepted at the fair. If it needs refrigeration, it is not acceptable. Foods that are not acceptable will be disqualified. Refer to K-State Research and Extension Publication, 4-H, Judge's Guide for Food and Nutrition Exhibits, <https://bookstore.ksre.ksu.edu/pubs/4H488.pdf> and MF3544, Food Safety for Frostings and Fillings, <https://bookstore.ksre.ksu.edu/pubs/MF3544.pdf> for information to help you make informed, safe food exhibit decisions.

Foods Not acceptable:

- Any food with custard and dairy-based fillings (separate layer)
- Frostings and fillings made with cream cheese, heavy cream, lemon curd and chocolate ganache
- Items made with raw eggs and raw flour
- Items baked in a can, jar or brown paper bag
- Cut fresh fruits and vegetables used as garnishes
- Items made with meat (ex. Bacon)
- Items with alcohol (ex. Wine, beer and hard liquor)

Acceptable foods:

- Dairy products incorporated into the entire batter (not as a separate layer)
- Fruit baked into a product
- Hard cheese baked into a product

RULES ARE SUBJECT TO CHANGE WAITING ON STATE FAIRS FINAL RULES

10. For food safety purposes, any entries with frostings and fillings must calculate the amount of sugar in the frosting/filling recipe only. Calculation must be attached to entry, or the placing will be lowered one ribbon when judged. Frosting and fillings need to contain more than 65% sugar for safety.
11. Alcohol (ex. wine, beer and hard liquor) is not allowed as an ingredient in food entries. Entries with alcohol in the recipe will be disqualified and not be judged.
12. All baked goods must be left whole and uncut. Small items, such as cookies and rolls, should be the same shape and from the same recipe. Exhibit 3 cookies, 3 muffins, 3 breadsticks, 1 loaf bread, etc.
13. Exhibited baked items will be sold after judging and proceeds will go to the 4-H Ambassadors.
14. Under baked entries will be lowered one or more ribbon placings.
15. 4-H'ers are required to attach recipes. Recipes will be required for State Fair entries.
16. Any baked product that can be removed from the pan should be placed on a plate, covered cardboard or disposable container of appropriate size for the exhibit.
17. Dried foods are to be exhibited in the Food Preservation Division.
18. Decorated special event cakes will not be accepted for State Fair exhibition.
19. A food gift package must contain at least three (3) different food items, prepared by the 4-H'er, in a suitable container no larger than 18"x18"x18." No alcoholic beverages will be accepted. Prepared food items must have recipes attached with the entry. Additional homemade food items beyond the 3 minimum or purchased items may also be included in the gift basket. On the back of the entry card, answer these questions:
 - a. What is the intended use?
 - b. What food safety precautions were taken during and after preparation?This entry will count as a non-perishable food product, not as an educational exhibit. Home canned foods must follow Food Preservation rules. Canning jars should not be used for baking per manufacturer's instructions. They could break during baking.
20. Modified non-perishable food product: Product must be modified from original recipe to nutritionally enhance the food product. Attach one – 8 ½ x 11 inch page (front and back) that includes: Original Recipe, Modified Recipe, and Narrative to describe modifications made, why modifications were made, and lessons learned such as: nutritive value, and possible changes in appearance, doneness, aroma, flavor, tenderness and /or texture. Example: a standard blueberry muffin recipe that is modified to make it gluten free.
21. Champion and Reserve Champion ribbons will be awarded in each age division if the judge considers the exhibits worthy.
22. Overall Grand Champion and Reserve Grand Champion rosettes will be awarded if the judge considers the exhibits worthy.

FOOD & NUTRITION, JUNIOR (7-9 year old)

CLASS

- | | |
|------|---|
| 1607 | Non-perishable Food Product (Cakes & Pies) |
| 1608 | Non-perishable Food Product (Cookies, Candies, & Bars) |
| 1609 | Non-perishable Food Product (Breads, Biscuits, & Muffins) |
| 1610 | Modified Non-perishable Food Product |
| 1611 | Mixes in a Jar |
| 1612 | Food Gift Package and/or Specialty Food Product |
| 1613 | Educational Exhibit |

RULES ARE SUBJECT TO CHANGE WAITING ON STATE FAIRS FINAL RULES

FOOD & NUTRITION, INTERMEDIATE (10-13 years old)

CLASS

- 1614 Non-perishable Food Product (Cakes & Pies)
- 1615 Non-perishable Food Product (Cookies, Candies, & Bars)
- 1616 Non-perishable Food Product (Breads, Biscuits, & Muffins)
- 1617 Modified Non-perishable Food Product
- 1618 Mixes in a Jar
- 1619 Food Gift Package and/or Specialty Food Product
- 1620 Educational Exhibit

FOOD & NUTRITION, SENIOR (14-18 years old)

CLASS

- 1621 Non-perishable Food Product (Cakes & Pies)
- 1622 Non-perishable Food Product (Cookies, Candies, & Bars)
- 1623 Non-perishable Food Product (Breads, Biscuits, & Muffins)
- 1624 Modified Non-perishable Food Product
- 1625 Mixes in a Jar
- 1626 Food Gift Package and/or Specialty Food Product
- 1627 Educational Exhibit

OPEN CLASS FOOD AND NUTRITION

1. Read General Rules.
2. Each exhibit must be from a separate baking.
3. Exhibitors are limited to two entries per class.
4. A whole cake is an exhibit. Cake may be any shape.
5. Food will be sold after being judged.
6. All exhibits shall be on paper plates or covered cardboard and placed in a clear plastic bag. Cakes can be entered in a cake box. Snack mixes should be entered in a plastic bag.
7. Youth and Adult exhibits will be judged separately, except in the Public Service Cookie Jar Contest.
8. Items may be made from mix or from scratch.
9. Recipes are helpful to the judges and are recommended with each exhibit.
10. For food safety purposes, any food with custard and dairy-based fillings and frostings (ex. cream cheese), raw eggs, flavored oils, "canned" bread or cakes in a jar, cut fresh fruit or any food requiring refrigeration (ex. Bacon) will be disqualified and not judged. Refer to K-State Research and Extension Publication, 4-H888, Judge's Guide for Food and Nutrition Exhibits, for information to help you make informed, safe food exhibit decisions.
11. Alcohol (ex. wine, beer and hard liquor) is not allowed as an ingredient in food entries. Entries with alcohol in the recipe will be disqualified and not be judged.
12. All baked goods must be left whole and uncut. Small items, such as cookies and rolls, should be the same shape and from the same recipe. Exhibit 3 cookies, 3 muffins, 3 breadsticks, 1 loaf bread, etc.
13. Under baked entries will be lowered one or more ribbon placings.
14. Decorated cakes and cookies will be sold.
15. For food safety purposes, any entries with frostings and fillings must calculate the amount of sugar in the frosting/filling recipe only. Calculation must be attached to entry, or the placing

RULES ARE SUBJECT TO CHANGE WAITING ON STATE FAIRS FINAL RULES

will be lowered one ribbon when judged. Frosting and fillings need to contain more than 65% sugar for safety.

16. Exhibitors will be paid for 1st, 2nd and 3rd place only. This applies to each class within the division. Champion and Reserve Champion ribbons will be awarded in Breads; Cakes and Pies; Candy; Cookies; and Miscellaneous divisions if the judge determines the exhibits deserving.

17. Overall Grand Champion and Reserve Grand Champion rosettes will be awarded if the judge considers the exhibits worthy.



BREADS CLASS

- 3601 Baking Powder Biscuits, 3
- 3602 Yeast Rolls, 3 white
- 3603 Yeast Rolls, 3 whole wheat
- 3604 Yeast Rolls, 3 cinnamon or other
- 3605 Yeast Rolls, fancy, 3 iced
- 3606 Muffins, 3
- 3607 Corn Bread
- 3608 Gingerbread
- 3609 Quick Bread, nut or fruit, 1 loaf
- 3610 Quick Bread, other, 1 loaf
- 3611 Yeast Bread, 1 loaf white
- 3612 Yeast Bread, 1 loaf whole wheat
- 3613 Yeast Bread, 1 loaf other grains
- 3614 Fancy Yeast Bread
- 3615 Yeast Bread, made with bread machine

CAKES AND PIES CLASS

- 3616 Chocolate Cake, iced
- 3617 White Cake, iced
- 3618 Chiffon Cake, plain
- 3619 Angel Food Cake, plain
- 3620 Sponge Cake, plain
- 3621 Decorated Cake, must be real cake.
- 3622 Other Cakes
- 3623 Frosted Layer Cake
- 3624 Cupcakes, 3 chocolate, plain
- 3625 Cupcakes, 3 white, plain
- 3626 Cupcakes, 3 other, plain
- 3627 Fruit Pie

CANDY CLASS

- 3628 Divinity, 3 pieces
- 3629 Fudge, Chocolate, 3 pieces
- 3630 Peanut Brittle, 3 pieces
- 3631 Candies, other, 3 pieces
- 3632 Candies, microwave, 3 pieces

COOKIES CLASS

- 3633 No Bake Cookies, 3
- 3634 Bar Cookies, 3

RULES ARE SUBJECT TO CHANGE WAITING ON STATE FAIRS FINAL RULES

- 3635 Refrigerator Cookies, 3
- 3636 Party Cookies, 3
- 3637 Chocolate Chip Cookies, 3
- 3638 Oatmeal Cookies, 3
- 3639 Peanut Butter Cookies, 3
- 3640 Other Drop Cookies, 3
- 3641 Snicker doodles, 3
- 3642 Sugar Cookies, 3
- 3643 Other Cookies, 3
- 3644 Brownies, 3
- 3645 Decorated Cookies, (8" or larger, judged on appearance only)

MISCELLANEOUS FOODS CLASS

- 3647 Noodles, 1 cup
- 3648 Noodles, Whole Wheat, 1 cup
- 3649 Snack Mix, 1 cup
- 3650 Other Miscellaneous Food Exhibit
- 3651 Mixes in a Jar (Cookies, Cakes, Brownies, Muffins, Soups, Beverages, Other With recipe Pint or quart)

PUBLIC SERVICE COOKIE JAR

1. Entries are to be a clear, gallon-size decorated jar full of assorted, homemade cookies.
2. The jar is to be decorated as desired but cookies must be visible.
3. The jar should contain not less than 5 kinds of cookies of a good size for serving.
4. Each cookie is to be wrapped separately in clear plastic wrap.
5. Bring one of each kind on a plate and identify so the judge will not need to open the jar.
6. The exhibit will be judged as follows:
 - decoration of jar - 50%, quality of cookies - 50%
7. The top cookie jar in each class will be presented to a special guest each year.
8. Exhibitors will be paid for 1st, 2nd and 3rd place only. This applies to each class within the division. Grand Champion and Reserve Grand Champion rosettes will be awarded if the judge considers the exhibits worthy.
9. Open class youth and adults will be judged together in this class.

CLASS

- 3652 Cookie Jar, Individual
- 3653 Cookie Jar, group (group meaning more than one person)

DECORATED CAKE AND DECORATED CUPCAKE AWARD

1. All exhibits will consist of one cake with two layers, or one cupcake, from scratch or mix, any flavor or variety.
2. No perishable ingredients (such as cream cheese, sour cream, uncooked egg or other items which require refrigeration to prevent spoilage) are permitted in icings, fillings, or other uncooked parts of the exhibit.
3. Entries should be exhibited on a sturdy cardboard cake base, a cardboard circle covered with foil or a large heavy-duty paper plate inside a large reseal able plastic bag or disposable cake box. Cardboard box containers will not be accepted, due to food safety.
4. Recipes are helpful to judges. Attach the recipe loosely to the bottom of the exhibit. Include your name and age, if youth. Recipes may not be returned.
5. Exhibits shall follow all other rules of the Foods Department.
6. Decorated cakes will not be judged on taste. Judges may cut into cakes to ensure that real cake

RULES ARE SUBJECT TO CHANGE WAITING ON STATE FAIRS FINAL RULES

was used.

7. Exhibitors will be paid for 1st, 2nd and 3rd place only. This applies to each class within the division. Prizes will be distributed when premium payouts are available after the completion of the fair.

DECORATED CAKE CLASS

- 3659 Adult Open Class
- 3660 Junior Open Class
- 3661 4-H Class

DECORATED CUPCAKE CLASS

- 3662 Adult Open Class
- 3663 Junior Open Class
- 3664 4-H Class

2024 GREAT AMERICAN FOOD CONTEST: "All Things Zucchini"

1. "All Things Zucchini": Prepare a baked product using zucchini; such as muffins, cookies, quick bread, or cake.
2. Exhibit 3 muffins (similar in shape and color), 3 cookies (similar in shape and color), 1 whole quick bread loaf, 1 whole cake.
3. All exhibits must be homemade, no store-bought cookies, muffins, quick bread or cake;
4. No store-bought cookie dough or mixes
5. Entries should be exhibited on a disposable plate inside a resealable plastic bag. All entries will be sold, so plates will not be returned.
6. Recipes are helpful to judges. Attach the recipe loosely to the bottom of the exhibit. Include your name and age, if youth. Recipes may not be returned.
7. Exhibits shall follow all other rules of the Foods Department.
8. Cash will be presented to the top three places in the Adult division and the top three places in the Youth division. The first-place winners will receive \$75, second place receives \$50, and third place receives \$25.

CLASS

- 3657 Great American Foods – Youth (ages 19 & younger)
- 3658 Great American Foods – Adult

TABLE SETTING CONTEST (4-H and OPEN CLASS YOUTH & ADULT)

1. 4-H entries must be enrolled in the Foods & Nutrition project, other 4-H'ers may enter in open class. Pre-registration by July 9th for the contest is required. Only one place setting per person is allowed.
2. Set up time will be Monday, July 22nd from 10:00am to 11:00am.
3. Each setting will have 24x30 inches to work within. The table area will be marked. Practice at home to be sure you don't exceed your allowed space. Centerpieces are acceptable, if appropriate.
4. Please refer to the Finney County Extension webpage for information on menu writing and table setting. Entries will be judged according to those guidelines.
5. Plan a well-balanced menu that you would prepare. Menu should be appropriate for your age and skill level. Type or print menu on a 5x8 card or paper. Indicate your theme and your name on the card

RULES ARE SUBJECT TO CHANGE WAITING ON STATE FAIRS FINAL RULES

6. Please label everything with your name. Valuable or sentimental items should not be included in the displays. We will not be responsible for broken or lost items.
7. Complete construction of table setting must be done at the fair by the exhibitor. Only exhibitors will be allowed in the contest area.
8. Cash will be awarded to the top 3 in each class. The first place winners will receive \$75, second place receives \$50, and third place receives \$25
9. No alcoholic beverages on the menu or objectionable themes will be allowed and are subject to disqualification by choice of superintendents or judge.

CLASS

- 3665 Table Setting Contest – 4-H
3666 Table Setting Contest – Youth Open
3667 Table Setting Contest – Adult Open

4-H FOOD PRESERVATION

1. Read General Rules.
2. 4-H'ers will receive a schedule with the time they are to meet with the judge.
3. All exhibits must be preserved in the current 4-H year. Members must be enrolled in the Foods and Nutrition Project to be eligible for exhibition.
4. No alcohol should be included as an ingredient in food entries. Entries with alcohol in the recipe will be disqualified and not be judged.
5. Recommended method of processing must be used. Recipes must be adjusted for altitude based on your processing location or it will be disqualified. Processing methods that will be disqualified include: open kettle canning, over canning and sun canning. Untested recipes will be disqualified for food safety reasons. Pickles and sweet spreads must be finished by the water bath process. Low acid products must be pressure processed. Refer to latest USDA Guidelines available at the Extension Office for processing recommendations.
6. Untested recipes will be disqualified for food safety reasons. Tested recipe sources include:
 - K-State Research and Extension Food Preservation publications
 - Other University Extension Food Preservation publications
 - USDA Complete Guide to Home Canning, @2015
 - So Easy to Preserve, 6th edition, The University of Georgia Cooperative Extension Service
 - Ball® Blue Book Guide to Preserving, Edition 37
 - Ball® Complete Book of Home Preserving, @2015 and @2020
 - Canning mixes (i.e. Mrs. Wage's, Ball®) • Pectin manufacturers (i.e. SureJell, Ball®)
 - KSRE Rapid Response Center Preservation Recipes • National Center for Home Food Preservation
 - Ball® and Kerr 3.
7. Exhibitors may enter two exhibits per class.
8. Exhibits must be sealed in clean, clear standard canning jars, with matching brand (ex: use Ball lids on Ball jars, or Kerr lids on Kerr jars, etc.) two piece lids. Do not use colored jars. Do not add fancy padded lids, fabric over wraps or cozies as they interfere with the judging process. No fancy packs unless recipe states to do so (ex: pickled asparagus).
9. Jars must be sealed when entered
10. For food safety reasons, the size of jars used must not be larger than the jar size stated in the recipe. Note: There are 12-ounce, 24-ounce and 28-ounce canning jars available and may be used. Use pint jar process recommendations for 12 ounce jars. Use quart jar process recommendations for 24 ounce and 28 ounce jars.

RULES ARE SUBJECT TO CHANGE WAITING ON STATE FAIRS FINAL RULES

11. If dried food product is not in a canning jar, it will be lowered one ribbon rating. Suggested amount: 1/3 – ½ cup, or three or four pieces per exhibit. All meat jerky must be cooked to 160 degrees F before or after drying. Dried products must include the recipe, preparation steps and heating instructions. Jerky not heated to an internal temperature of 160 degrees F will be disqualified and not be judged. Heating information can be found at www.fcs.uga.edu.
12. Each jar exhibited must be labeled. Label must not cover brand name of jar. The label must have Class Number, Division, Product, Canning Method, (water bath, dial gauge pressure method or weighted gauge pressure method), process time, and amount of pressure (psi) when pressure canning method is used, date processed including month and year, Name, Address, and County. Jars without labels will not be judged. Labels are available at the Extension Office.
13. Each exhibit must have the complete recipe and instructions attached with the entry card, or it will be lowered one ribbon placing. Recipe must include exhibitor name, recipe source, date of publication and altitude where food processed.
14. Champion and Reserve Champion ribbons will be awarded in each class if the judge considers the exhibits worthy.
15. Overall Grand Champion and Reserve Grand Champion rosettes will be awarded if the judge considers the exhibits worthy.

CLASS

1650	Sweet Spreads, 1 jar
1651	Fruits/Juices, 1 jar
1652	Tomatoes/Tomato Products, 1 jar
1653	Low Acid Vegetables (corn, green beans, etc.), 1 jar
1654	Pickles and Relishes, 1 jar
1555	Meat, 1 jar
1556	Dried Food, 1 kind to be in a small jar.

OPEN CLASS FOOD PRESERVATION

1. Read General Rules.
2. All exhibits must have been preserved since the conclusion of last year's fair.
3. Recommended method of processing must be used. Recipes must be adjusted for altitude based on your processing location or it will be disqualified. Processing methods that will be disqualified include: open kettle canning, over canning and sun canning. Untested recipes will be disqualified for food safety reasons. Pickles and sweet spreads must be finished by the water bath process. Low acid products must be pressure processed. Refer to latest USDA Guidelines available at the Extension Office for processing recommendations.
4. Untested recipes will be disqualified for food safety reasons. Tested recipe sources include:
 - K-State Research and Extension Food Preservation publications
 - Other University Extension Food Preservation publications
 - USDA Complete Guide to Home Canning, @2015
 - So Easy to Preserve, 6th edition, The University of Georgia Cooperative Extension Service
 - Ball® Blue Book Guide to Preserving, Edition 37
 - Ball® Complete Book of Home Preserving, @2015 and @2020
 - Canning mixes (i.e. Mrs. Wage's, Ball®) • Pectin manufacturers (i.e. SureJell, Ball®)
 - KSRE Rapid Response Center Preservation Recipes • National Center for Home Food Preservation

RULES ARE SUBJECT TO CHANGE WAITING ON STATE FAIRS FINAL RULES

- Ball® and Kerr 3.
- 5. Alcohol should NOT be included as an ingredient in food entries. Entries with alcohol in the recipe will be disqualified and not be judged.
- 6. Two entries per individual per class. Entries must be from separate recipes.
- 7. Exhibits must be sealed in clean, clear standard canning jars, with matching brand (ex: use Ball lids on Ball jars, or Kerr lids on Kerr jars, etc.) two piece lids. Do not use colored jars. Do not add fancy padded lids, fabric over wraps or cozies as they interfere with the judging process. No fancy packs unless recipe states to do so (ex: pickled asparagus).
- 8. For food safety reasons, the size of jars used must not be larger than the jar size stated in the recipe. Note: There are 12-ounce, 24-ounce and 28-ounce canning jars available and may be used. Use pint jar process recommendations for 12 ounce jars. Use quart jar process recommendations for 24 ounce jars and 28 ounce jars.
- 9. In the dried fruit classes, place 1/3 to 1/2 cup or 3 to 4 pieces in a small glass jar or clear plastic bag.
- 10. Each jar exhibited must be labeled. Label must not cover brand name of jar. The label must have Class Number, Division, Product, Canning Method, (water bath, dial gauge pressure method or weighted gauge pressure method), process time, and amount of pressure (psi) when pressure canning method is used, date processed including month and year, Name, Address, and County. Jars without labels will not be judged. Labels are available at the Extension Office.
- 11. Each exhibit must have the complete recipe and instructions attached with the entry card, or it will be lowered one ribbon placing. Recipe must include exhibitor name, recipe source, date of publication and altitude where food processed. . If using Mrs. Wage’s or Ball® mixes, indicate the date the mix was purchased.
- 12. Jars must be sealed when entered.
- 13. Exhibitors will be paid for 1st, 2nd and 3rd place only. This applies to each class within the division. Champion and Reserve Champion ribbons will be awarded in each division; Juices; Pickles and Relishes; Vegetables; Fruits; Meats; Sweet Spreads; and Dried Foods, if the judge considers the exhibits worthy.
- 14. Overall Grand Champion and Reserve Grand Champion rosettes will be awarded if the judge considers the exhibits worthy.

JUICES, PICKLES, AND RELISHES CLASS

- 3700 Juice
- 3701 Pickles, Sour 1 jar
- 3702 Pickles, Sweet, 1 jar
- 3703 Pickles, Bread & Butter, 1 jar
- 3704 Pickles, Other, 1 jar
- 3705 Pickled Beets, 1 jar
- 3706 Pickled Okra, 1 jar
- 3707 Fruits or Vegetable Relish, 1 jar

RULES ARE SUBJECT TO CHANGE WAITING ON STATE FAIRS FINAL RULES

VEGETABLES CLASS

- 3708 Asparagus, 1 jar
- 3709 Green Beans, 1 jar
- 3710 Wax Beans, 1 jar
- 3711 Beets, 1 jar
- 3712 Carrots, 1 jar
- 3713 Corn, 1 jar
- 3714 Mixed Vegetables, 1 jar
- 3715 Tomatoes, 1 jar
- 3716 Other Vegetable, 1 jar
- 3717 Salsa, 1 jar
- 3718 Tomato Sauce, 1 jar
- 3719 Pizza/Spaghetti Sauce, 1 jar
- 3720 Soup, without meat

FRUITS CLASS

- 3721 Apples, 1 jar
- 3722 Applesauce, 1 jar
- 3723 Cherries, 1 jar
- 3724 Peaches, 1 jar
- 3725 Pears, 1 jar
- 3726 Plums, 1 jar
- 3727 Pie Filling, 1 jar
- 3728 Other Fruit, 1 jar

MEATS CLASS

- 3729 Meats, 1 jar
- 3730 Soup, with meat

SOFT SPREADS CLASS

- 3731 Marmalades, 1 jar
- 3732 Preserves, 1 jar
- 3733 Jellies, 1 jar
- 3734 Jams, 1 jar
- 3735 Butter, Fruit, 1 jar

DRIED FOODS CLASS

- 3736 Fruit
- 3737 Vegetable
- 3738 Meat
- 3739 Miscellaneous

4-H FORESTRY

1. Read General Rules.
2. Exhibitors may enter only one article in each class.
3. All exhibits to be mounted on 8 1/2" by 11" heavy stock paper and placed in loose leaf binders. Magnetic or adhesive filler sheets for photographic prints are recommended. Twigs and fruit collections may be exhibited in whatever manner you choose (maximum exhibit size 2' x 3'.)
4. Name, club, age, and year in project should be on front cover.

RULES ARE SUBJECT TO CHANGE WAITING ON STATE FAIRS FINAL RULES

5. Prepare a label and place in the lower right hand corner of the page. Label should include proper common name as listed in the 4-H bulletin 334, "List of Native Kansas Forest Trees," location where collected, and date collected.
6. See Forestry Project Manual for details on mounting.
7. The Finney County Extension Office has a description and requirements for each exhibit.
8. Divide specimens into the following two sections: Native Kansas Trees and Non-Native Trees.
9. Champion and Reserve Champion ribbons will be awarded in each division if the judge considers the exhibits worthy.
10. Overall Grand Champion and Reserve Grand Champion rosettes will be awarded if the judge considers the exhibits worthy.

JUNIOR 4-H FORESTRY

CLASS

- 1055 Jr. Leaf Collection (Leaves from ten different native Kansas trees.)
- 1056 Jr. Leaf/Twig/Fruit Collection (Leaves, twigs, and fruit from five different native Kansas trees.)
- 1057 Jr. How a Tree Grows' Educational Display or Notebook (Demonstrate seed germination and growth)
- 1058 Jr. Tree Appreciation' Educational Display or Notebook (Present all aspects of one native Kansas tree)
- 1059 Jr. Tree I.D. Educational Display (Discuss and implement tree identification techniques)

INTERMEDIATE 4-H FORESTRY

CLASS

- 1060 Inter. Leaf Collection (Leaves from ten different native Kansas trees.)
- 1061 Inter. Leaf/Twig/Fruit Collection (Leaves, twigs, and fruit from five different native Kansas trees.)
- 1062 Inter. How a Tree Grows' Educational Display or Notebook (Demonstrate seed germination and growth)
- 1063 Inter. Tree Appreciation' Educational Display or Notebook (Present all aspects of one native Kansas tree)
- 1064 Inter. Tree I.D. Educational Display (Discuss and implement tree identification techniques)

SENIOR 4-H FORESTRY

CLASS

- 1065 Sr. Leaf Collection (Leaves from ten different native Kansas trees.)
- 1066 Sr. Leaf/Twig/Fruit Collection (Leaves, twigs, and fruit from five different native Kansas trees.)
- 1067 Sr. How a Tree Grows' Educational Display or Notebook (Demonstrate seed germination and growth)
- 1068 Sr. Tree Appreciation' Educational Display or Notebook (Present all aspects of one native Kansas tree)
- 1069 Sr. Tree I.D. Educational Display (Discuss and implement tree identification techniques)

4-H GEOLOGY

1. Exhibitor may enter in both geology and lapidary classes. Exhibitor may show in only one of the first four geology classes (1065, 1066, 1067, or 1068). Exhibitor may also show in geology class 1069 (Educational Exhibit), 1070 Mineralogy, 1071 Fossils, 1072 Rocks and in one lapidary class.
2. The exhibit box should be 18'x 24'x 3 1/2'. Plexiglass covers are required. Boxes with glass covers WILL NOT be accepted. All specimens are to be arranged across the narrow (18") dimension of the exhibit box, making the exhibit 18" across the top and 24" deep exactly. If a

RULES ARE SUBJECT TO CHANGE WAITING ON STATE FAIRS FINAL RULES

box has a sliding plexiglass cover must be removable from the top. Screws, locks, or other devices that would prevent judges from re-moving plexiglass cover should not be used. For Lapidary classes 1073-1077 only, the dimensions of the box should be appropriate for the display but should not exceed 18'x 24'x 3 1/2'.

3. Each exhibitor is required to identify each display box by placing an identification label bearing name, district, and number of specimens in the upper left-hand corner of the Plexiglas cover (inside-use clear double-sided tape to adhere gummed labels) and by attaching a label with the same information to the lower right corner of the box (outside).
4. Specimens should be labeled with the number of the specimens, date collected, specimen name or description, and locality (county only) where collected.
5. Champion and Reserve Champion ribbons will be awarded in Basic, Intermediate, Advanced Geology I, Geology Educational Exhibit, Minerology, Fossils, Rocks, Lapidary I, Lapidary II, Lapidary III, Lapidary IV and Lapidary V.
6. Overall Grand Champion and Reserve Grand Champion rosettes will be awarded in Geology and Lapidary if the judge considers the exhibits worthy.

GEOLOGY

1. For the geology classes 5200, 5201, 5202 and 5203, specimens should be mounted in the box by proper groups: rocks, minerals, fossils. Fossils must be identified to the Phylum, Class and Genus level. Genus name is to begin with a capital letter. Species name is all lower case. Genus and species names must either be italicized or underlined, not both. The words "phylum, class, genus" on labels are to be spelled out, not abbreviated. More than one specimen of the same kind of rock or mineral or species of a fossil may be exhibited if this duplication represents different geological formations. Specimen label must show this distinction (Fort Hays limestone, not just limestone; calcite from the Greenhorn Formation, not just calcite; Phylum: Brachiopoda Class: Articulata Genus: Composita from the Morrill Limestone Member, not just Phylum: Brachiopoda Class: Articulata Genus: Composita).
2. For geology classes 1065, 1066, 1067, 1068, 1070, 1071 and 1072 all specimens must be collected by the participant (not purchased) from locations in Kansas, with the exception of Tri-State Mining Area specimens collected from these three adjacent counties: Ottawa County, OK; Newton and Jasper Counties, MO. Other out of state specimens will not count in the minimum number for the class, nor will they be considered in the judging.

CLASS

- 1065 **Basic Geology:** Display at least 15 rocks, minerals, or fossils collected during the current 4-H year. Exhibitor is limited to one exhibit box. Only those exhibiting for the first time may enter this class.
- 1066 **Intermediate Geology:** Display at least 30 different rocks, minerals, or fossils, at least 5 of each. Fifteen must be collected during the current 4-H year. Exhibitor is limited to one exhibit box. This class is open to those exhibiting either first or second time.
- 1067 **Advanced Geology I:** Display at least 45 rocks, minerals, or fossils, at least 5 of each. Fifteen must be collected during the current 4-H year. Exhibitor is limited to two boxes. This class is open to those exhibiting either third or fourth time. Identify the rocks as igneous, metamorphic or sedimentary. These rock types must be spelled out on labels or have a legible key.
- 1068 **Advanced Geology II:** Display at least 60 rocks, minerals, or fossils, at least 5 of each. Fifteen must be collected during the current 4-H year. Exhibitor is limited to two boxes. This class is open to those exhibiting their fifth time. Identify the rocks as igneous, metamorphic or sedimentary. These rock types must be spelled out on labels or have a legible key.

RULES ARE SUBJECT TO CHANGE WAITING ON STATE FAIRS FINAL RULES

- 1069 **Geology Educational Exhibit:** Exhibit relating to everyday living; or to a mineral rest, a rock formation, geological history, species of a fossil, forms of one mineral, a variation of one kind or rock, archaeological artifacts, or Indian artifacts. Digital formats are accepted. Exhibit limited to 4 feet of table space. Care should be taken to use durable materials that will with stand fair conditions. Exhibitor may show in the class regardless of number of times he or she has exhibited or whether exhibitor has entries in classes 1065, 1066, 1067, or 1068. Exhibitor may also exhibit in lapidary class.
- 1070 **Minerology:** Display a minimum of 15 mineral specimens collected in Kansas, at least 5 of which have been collected during the current 4-H year. The minerals are to be grouped by mineral class (i.e.: Carbonates, Oxides, Silicates) and at least 3 classes must be represented. The member must use one standard display box. The specimens must be labeled with the number of the specimen, date collected, name of specimen, county where collected and chemical composition (ie: CaCO₃ for calcite) if known.
- 1071 **Fossils:** Display a minimum of 15 fossil specimens collected by the participant in Kansas, at least 5 of which have been collected during the current 4-H year. The fossils are to be grouped by Phylum and Class, and at least 3 phyla must be represented (Brachiopoda, Chordata, Mollusca, etc.) The member must use one standard display box. The specimens must be labeled with the number of the specimen; date collected; county where collected; formation, member, or source; phylum, class, and genus or part; and geologic age (Cretaceous, Permian, Pennsylvanian, etc.).
- 1072 **Rocks:** Display a minimum of 15 rock specimens collected in Kansas, at least 5 of which have been collected during the current 4-H year. Rocks are to be grouped by the 3 rock classes (Sedimentary, Igneous, and Metamorphic). You must display at least one specimen from each of the three classes. The specimens must fit in one standard display box. Specimen labels must include a specimen number, the date collected, name of specimen, and the county where collected. All rocks must be identified by the formation and member name (Examples: Fort Hays Limestone, Member of the Niobrara Chalk Formation) or source (Examples: Rocky Mountain Outwash, glacial till).

4-H / FFA GOATS

(MEAT)

1. Read General Rules.
2. Read General Livestock Rules.
3. Animals are not eligible to be shown in both breeding and market classes.
4. **An exhibitor may show a maximum of 4 market and 2 breeding goats.**
5. Breeding Animals: Breeding animals must be born after December 1st of the previous year. All breeding animals must be owned and tagged by May 1st. If registered papers need to be turned in by May 1st as well.
5. Animals must be shown with a chain, collar or halter.
6. All goats must have a registered tattoo or an official USDA premise ID scrapie tag.
7. Teeth: All meat goats must have baby teeth (temporary teeth) in place with no visible signs of permanent teeth. Decision on teeth will be made by attending superintendent and veterinarian.
8. **Horns: All meat goats are suggested to be dehorned. However, (due to safety factor) if horns are left, they MUST be tipped and rounded (not less than the diameter of a dime at the end) at least 4-6 weeks before the fair.**

RULES ARE SUBJECT TO CHANGE WAITING ON STATE FAIRS FINAL RULES

9. Bracing: Feet may be lifted when setting up; however, goats must have all four feet touching the ground when being handled by the judge. Exhibitors may not alter the arena floor when setting up goats, the arena floor must be left level.
10. The goat show will be a “**blow and go**” show. The use of paint, glue, adhesives, mousse, powder, and boning soaps will not be allowed. (Nothing stiff or sticky; must be able to run a comb through the hair. Any product used must be water soluble). Animals may be checked before entering the ring and violators will be disqualified. No hair coloring will be allowed in grooming of beef exhibits. Any attempt to alter animal color or breed characteristics including the addition of hair or added material, natural or man-made (excluding false tail switches) is prohibited. Animals will be subject to inspection and hand wiped by the Goat Superintendents and/or agents at any time.
11. It is recommended to have a muzzle for your goat’s safety when penned.
12. Goat classes will be split by weight at the discretion of the superintendents.
13. Champion and reserve champion ribbons will be awarded to the division winners if the judge considers the exhibits worthy.
14. Grand Champion and Reserve Grand Champion rosettes will be awarded for overall winner, in Bottle Goat, Overall Breeding and Overall Market if the judge considers the exhibits worthy.

BOTTLE GOATS

1. Bottle goats need to be owned and tagged by youth age 7-12 with approved 4-H ear tags by July 1st. Lambs must be fed on a bottle or bucket for at least 30 days.
2. All bottle goats must have a Scrapie tag.
3. Bottle Goats are not to show in the Breeding nor Market Sheep classes and do not qualify for the Premium Auction nor Carcass Show.
current year.

CLASS

1753 Bottle Goat

BREEDING MEAT GOATS

1. Breeding Does: All Breeding Meat Goats are to be females (Does) only. No males (Bucks). Age of the animal will determine class.
2. Classes will be divided by weight.
3. Identification: All breeding meat goat does (female) must be identified with an official USDA Premise Identification scrapie tag or an official tattoo.
4. Shearing of Breeding Meat Goats is optional.
5. Champion and Reserve Champion ribbons will be awarded in each class (1754, 1755, 1756) if the judge considers the exhibits worthy.
6. Grand Champion and Reserve Grand Champion rosettes will be awarded for Overall Breeding Goat, if the judge considers the exhibits worthy.

CLASS

1754 Doe Kids, (born after Jan1, current year)

1755 Yearling Does, (1-2 yrs. Old)

1756 Senior Does (2 yrs. Or older)

MARKET MEAT GOATS

1. Male meat (wethers) and female meat (doe) goats are allowed to show in the meat goat show.

RULES ARE SUBJECT TO CHANGE WAITING ON STATE FAIRS FINAL RULES

2. Any animal exhibiting cryptorchid characteristics (testicle and/or castration scar tissue) will be disqualified.
3. Weight: Meat goats shown must weigh a minimum of **50** pounds and can be any breed or combination of goat breeds. No maximum weight.
4. Minimum weight to sell a meat goat at the Premium Auction is **50** pounds and Carcass Show is **75** pounds.
5. Market Goat classes will be split by weight into a minimum of 3 divisions at the discretion of the superintendents.
6. Prospect Market Goats are any goats that weight less than 50 pounds.
7. Identification: All meat goats must have been identified in the member's or family's name with approved 4-H ear tags within the county tagging dates.
8. **Shearing: All market meat goats must be "slick shorn" with an equal amount of hair, above the knee and hock (head and belly excluded) prior to check-in time. A maximum of 0.4 inch of hair is permitted. Hair on the tail switch is permitted.**
9. All Meat Goats will be eligible for the Premium Auction. If sold through the premium auction, the animal may be taken home, selected for the carcass or on the floor truck.

CLASS

- 1757 Market: Wether
- 1758 Market: Doe
- 1759 Prospect Market (under 50 lbs)

GOAT SHOWMANSHIP

1. All meat goat exhibitors are encouraged to participate in the fitting and showing class.
2. The animal used in this class must be exhibited in a 4-H/FFA division class.
3. All exhibitors must show their own animals.
4. Show order is Senior, Intermediate and Junior.
5. Grand Champion and Reserve Grand Champion rosettes will be awarded in each class. Top two in each age division will go on to compete in Supreme Showman.

CLASS

- 1760 Goat Showmanship, Junior
- 1761 Goat Showmanship, Intermediate
- 1762 Goat Showmanship, Senior

OPEN CLASS GOATS

(MEAT)

1. Read General Rules.
2. Read General Livestock Rules.
3. Animals are not eligible to be shown in both breeding and market classes.
4. **An exhibitor may show a maximum of 4 market and 2 breeding goats.**
5. Animals must be shown with a chain, collar, and halter.
6. All goats must have a registered tattoo or an official USDA premise ID scrapie tag.
7. Teeth: All meat goats must have baby teeth (temporary teeth) in place with no visible signs of permanent teeth. Decision on teeth will be made by attending superintendent and veterinarian.
8. Horns: All meat goats are suggested to be dehorned. However, (due to safety factor) if horns are left, they should be tipped and rounded (not less than the diameter of a dime at the end) at least 4-6 weeks before the fair.

RULES ARE SUBJECT TO CHANGE WAITING ON STATE FAIRS FINAL RULES

9. Bracing: Feet may be lifted when setting up; however, goats must have all four feet touching the ground when being handled by the judge. Exhibitors may not alter the arena floor when setting up goats, the arena floor must be left level.
10. The goat show will be a “**blow and go**” show. The use of paint, glue, adhesives, mousse, powder, and boning soaps will not be allowed. (Nothing stiff or sticky; must be able to run a comb through the hair. Any product used must be water soluble). Animals may be checked before entering the ring and violators will be disqualified. No hair coloring will be allowed in grooming of goat exhibits. Any attempt to alter animal color or breed characteristics including the addition of hair or added material, natural or man-made (excluding false tail switches) is prohibited. Animals will be subject to inspection and hand wiped by the Goat Superintendents and/or agents at any time.
11. Goat classes will be split by weight at the discretion of the superintendents.
12. Exhibitors will be paid for 1st, 2nd and 3rd place only. This applies to each class within the division. Grand Champion and Reserve Grand Champion rosettes will be awarded in each division if the judge considers the exhibits worthy.

MARKET MEAT GOATS

1. Male meat (wethers) and female meat (doe) goats are allowed to show in the meat goat show.
2. Any animal exhibiting cryptorchid characteristics (testicle and/or castration scar tissue) will be disqualified.
3. Weight: Meat goats shown must weigh a minimum of **50** pounds if sold to the floor.
4. Shearing: All meat goats must be “slick shorn” with an equal amount of hair, above the knee and hock (head and belly excluded) prior to check-in time. A maximum of 0.4 inch of hair is permitted. Hair on the tail switch is permitted.

CLASS

3750 Meat Goat- Wether

3751 Meat Goat- Doe

BREEDING MEAT GOATS

1. Breeding Does: All Breeding Meat Goats are to be females (Does) only. No males (Bucks).
2. Age of the animal will determine class.
3. Identification: All breeding meat goat does (female) must be identified with an official USDA Premise Identification scrapie tag or an official tattoo.
4. Shearing of Breeding Meat Goats is optional.
5. Grand Champion and Reserve Grand Champion rosettes will be awarded in each division if the judge considers the exhibits worthy.

CLASS

3752 Doe Kids born Jan 1 or later of current year

3753 Yearling Does, 1 to 2 years

3754 Senior Does, 2 years or older

PEEWEE SHOWMANSHIP

1. Youth ages 6 and under. Exhibitors do not need to own the animal and may be assisted by another person for safety reasons.
2. All participants will receive a participation ribbon.

CLASS

3755 Goat Showmanship, Pee wee

RULES ARE SUBJECT TO CHANGE WAITING ON STATE FAIRS FINAL RULES

4-H/FFA HORSES

2. Read General Livestock Rules.
3. All Horse Identification Certificates must be submitted to the Extension office by May 1st.
4. All 4-H entries must be completed by due date listed under the "Finney County Special Notes" section of the Finney County Fairbook.
5. All youth will be divided into three divisions according to age as of Jan. 1 of current year. Junior division: 7 to 9 years old, Intermediate division: 10 to 13 years old, and Senior division: 14 years old and older.
6. Exhibitors will not stall horses on Fairgrounds.
7. All horses shown at owner's risk.
8. The age of the horse is determined as of January 1.
9. Showmanship, Performance, and Speed Event Divisions are divided by exhibitor's 4-H age (as of January 1)
 - Senior Class: 14 -18 years old
 - Intermediate Class: 10-13 years old
 - Junior Class: 7-9 years old
10. Exhibitors are limited to only one entry in each performance class.
11. 4-H'ers are to follow the regulations in "Kansas 4-H Horse Show Rule Book." Dress code will be enforced.
12. To be eligible for State Fair you must follow these guidelines:
 - The horse is properly identified for the Kansas 4-H Horse Project. A properly identified horse is either a) registered with a breed association in the 4-H'ers or an immediate family member's name by June 1 of the current 4-H program year, or b) identified with a Kansas 4-H Horse ID Form signed by the local Extension Agent by June 1 of the current 4-H program year. The 4-H member must have a copy of the 4-H Horse ID form signed by the local agent or a copy of the horse's registration papers on file with their local Extension Office by June 1 of the current 4-H program year. Please see "Horse Ownership" for more clarification.
 - Exhibit a properly identified horse at a horse show in a class group and be qualified to exhibit in any class included in that group. The horse show need not be a "4-H" show. Shows may include: open shows, circuits, local associations (SCSHA, etc.), breed/discipline associations (AQHA, APHA, NRHA etc.). Qualification for each group is based on one horse/rider combination. Exception: If a 4-Her qualifies more than one mare/gelding in the same halter class. In this case, another 4-Her can show the second horse in the appropriate halter class at the State Fair. Group 1 Halter, Showmanship Group 2 Hunter Under Saddle, Hunt Seat Equitation, Hunter Hack, Saddleseat Pleasure, Saddleseat Equitation Group 3 Western Pleasure, Western Horsemanship, Trail, Group 4 Ranch Rail, Ranch Pattern, Ranch Trail, Reining Group 5 Barrels, Poles, Flags 4) Complete the Kansas 4-H Equine Webinar Safety Episode with quiz annually before completing the State Fair Entry.
 - Complete online entry information for the Kansas State 4-H Horse Show via ShoWorks by August 1 of the current program year.
 - Exhibitors will be limited to entering only those classes in which they qualified for a particular horse.
 - Exhibitors should be prepared to show proof of exhibition via signed affidavit by show management.

RULES ARE SUBJECT TO CHANGE WAITING ON STATE FAIRS FINAL RULES

13. Horses are to be exercised in the practice arena and show arena areas only, but only when those areas are not in use.
14. Exhibitors will receive a contestant number to be worn when showing.
15. If class entries are considered insufficient (less than three entries), show management has the option to combine classes as deemed necessary.
16. High Point in each age division will receive a Belt Buckle. A maximum of six (6) points will be given for each class regardless of number of participants or color of ribbon received. For example: 10 participants – points will be awarded as 6-5-4-3-2-1. If 2 participants – points will be awarded as 6-5. Points will be tabulated on a ONE HORSE-ONE RIDER combination. Points from Showmanship Classes will be used in case of a tie for High Point and All-Around Awards.
17. Champion and reserve champion ribbons will be awarded to each class if the judge considers the exhibit worthy.
18. Grand Champion and Reserve Grand Rosettes will be awarded for Overall Halter Mares, Overall Halter Geldings, Overall Halter Pony, Overall Performance (by points), and Overall Speed Events (by points) if judge considers the exhibit worthy.

HALTER CLASSES

1. Halter classes will include all ages of 4-H youth 7 to 18 years of age.
2. All breeds will be shown together, with the except for ponies.
3. Halter classes are based on the age of the horse:
 - Junior Horse: Four years old and younger
 - Senior Horse: Five years old and older
4. When working colts in the ring, one attendant (4-H if possible) may help.
5. Ponies must not exceed 56 inches tall, and all ponies show together (all ages & both sexes)

CLASS

- 1900 Halter Mares – Senior Horse
1901 Halter Mares – Junior Horse
1902 Halter Geldings – Senior Horse
1903 Halter Geldings – Junior Horse
1904 Halter All Pony

SHOWMANSHIP HORSE

1. All horse exhibitors are encouraged to participate in the Showmanship class.
2. All entries must be made by designated deadlines.
3. Grand Champion and Reserve Grand Champion rosettes will be awarded in each class, if the judge considers the exhibit worthy. Top two from each class will go onto compete in Supreme Showman.

CLASS

- 1905 Horse Showmanship, Senior
1906 Horse Showmanship, Intermediate
1907 Horse Showmanship, Junior

PERFORMANCE

WALK/TROT

1. Walk/Trot is open to 4-H'ers age 7 - 18 years old.

RULES ARE SUBJECT TO CHANGE WAITING ON STATE FAIRS FINAL RULES

2. Those exhibitors that show in 4-H Walk/Trot cannot compete in 4-H Western Pleasure and vice versa.

CLASS

1908 Walk/Trot Pleasure

WESTERN PLEASURE

1. Those exhibitors that show in 4-H Walk/Trot cannot compete in 4-H Western Pleasure and vice versa
2. All horses will be shown together except for ponies.

CLASS

1909 Western Pleasure: Senior

1910 Western Pleasure: Intermediate

1911 Western Pleasure: Junior

1912 Pony Pleasure

WESTERN HORSEMANSHIP

CLASS

1913 Western Horsemanship: Senior

1914 Western Horsemanship: Intermediate

1915 Western Horsemanship: Junior

WORKING RANCH HORSE

CLASS

1916 Working Ranch Horse: Senior

1917 Working Ranch Horse: Intermediate

1918 Working Ranch Horse: Junior

TRAIL

CLASS

1919 Trail Class: Senior

1920 Trail Class: Intermediate

1921 Trail Class: Junior

SPEED EVENTS

CLASS

1922 Barrels: Senior

1923 Barrels: Intermediate

1924 Barrels: Junior

1925 Flags: Senior

1926 Flags: Intermediate

1927 Flags: Junior

1928 Poles: Senior

1929 Poles: Intermediate

1930 Poles: Junior

OPEN CLASS HORSES

1. No stallions allowed on show grounds.
2. All 4-H entries must be completed by due date listed under the "Finney County Special Notes" section of the Finney County Fairbook.
3. All horses are shown at the owner's risk.
4. The age of a horse is determined as of January 1.
5. In open class, the horse owner must be listed but may be shown by trainer.

RULES ARE SUBJECT TO CHANGE WAITING ON STATE FAIRS FINAL RULES

6. Open show will not be divided by age groups. All classes will include youth 7-18 and adults 19 and older. Youth 1-6 years old will not be permitted to participate.
7. Only non 4-H member youth can participate in the open show. 4-H members cannot participate in the Open Horse Show.
8. 4-H rules will be followed in all classes. Any changes in rules will be determined by Superintendents.
9. Horses in the Open Class shows will not be stalled at the fairgrounds. They will be required to remain only on the days of the show.
10. Exhibitors will be paid for 1st, 2nd and 3rd place only. This applies to each class within the division.

HALTER

1. Halter classes will include all ages of non 4-H youth and adults.
2. All breeds will be shown together, with the except for ponies.
3. Ponies must not exceed 56 inches tall and all ponies show together (all ages & both sexes)

CLASS

- 3900 Mares – Sr. & Jr. –OPEN (All Ages)
3901 Geldings – Sr. & Jr. –OPEN (All Ages)
3902 All Ponies

PERFORMANCE CLASSES

WESTERN PLEASURE

1. All breeds and sexes compete as one class.
2. Horses are to be shown at a walk, trot, and lope on a reasonably loose rein without undue restraint. Horses must work both ways around the ring at all three gaits to demonstrate their ability with different leads. The judge shall have the right to ask for additional work from any horse.
3. Horses are to be reversed to the inside (away from rail). Horses may be required to reverse at walk or trot or may be required to go from any gait to any other gait at the discretion of the judge.
4. No mechanical bits will be allowed.
5. Entries shall be penalized for being in wrong leads. Excessive speed is to be penalized.
6. This class will be judged on the performance and conformation of horse at the discretion of the judge.

CLASS

- 3903 Western Pleasure OPEN (All Ages)

WALK / TROT

1. Walk/Trot Classes is open to any age.
2. Those that show in Western Pleasure cannot show in Walk/Trot and vice versa.

CLASS

- 3904 Walk/Trot—OPEN (All Ages)

WESTERN HORSEMANSHIP

1. All breeds and sexes compete as one class.
2. The judges will designate a pattern.

CLASS

- 3905 Western Horsemanship— OPEN (All Ages)

WORKING RANCH HORSE

1. All breeds and sexes compete as one class.

CLASS

RULES ARE SUBJECT TO CHANGE WAITING ON STATE FAIRS FINAL RULES

3906 Working Ranch Horse – OPEN (All Ages)

TRAIL CLASS

1. All breeds and sexes compete as one class.
2. The judges will designate one pattern from "Kansas 4-H Horse Shows Rule Book" or will designate a pattern from breed associations.
3. Performance of the horse will count 80 points and the rider 20 points.
4. Champion and Reserve Champion ribbons will be awarded in each class if the exhibits are deserving.

CLASS

3907 Trail Class—OPEN (All Ages)

SPEED EVENTS: BARREL RACING, POLE BENDING AND FLAGS

1. Speed events will take place on the same day as the horse show.
2. All breeds and sexes compete as one class.
3. Champion and Reserve Champion ribbons will be given in each class.
4. If there is an overall selected then a Grand Champion and Reserve Grand Champion rosettes will be awarded to over top placers.

CLASS

3908 Barrels – OPEN (All Ages)

3909 Flags- OPEN (All Ages)

3910 Poles – OPEN (All Ages)

MISCELLANEOUS EVENTS

3911 Therapeutic Horsemanship Exhibition

4-H / FFA HORTICULTURE

(Horticulture and Landscape Design)

1. All exhibits must be grown by the exhibitor.
2. Exhibits should be mature acceptable to commercial production.
3. Each exhibitor may enter one Garden Display. Each exhibitor may enter three exhibits per class (Small Vegetable Specimen Plate, Medium Vegetable Specimen Plate, Large Vegetable Specimen Plate, Fresh Culinary Herbs, Small Fruits, Tree Fruits, and Grapes), provided each exhibit is of a different type produce.
4. Champion and Reserve Champion ribbon will be awarded in the following divisions: Garden Display, Small Vegetable Specimen Plate, Medium Vegetable Specimen Plate, Large Vegetable Specimen Plate, Fresh Culinary Herbs, Small Fruits, Tree Fruits, and Grapes
5. 4-H/FFA exhibits that are eligible, may be selected and advance to the Kansas State Fair.
6. Overall Grand Champion and Reserve Grand Champion rosettes may be awarded if the judge considers the exhibits worthy. (Classes 1451-1457)

GARDEN DISPLAY

1. Each exhibitor in this class will be limited to four square feet of display space. The Garden Display must be exhibited in a tray, basket or container that can be easily moved by the superintendent.
2. Exhibit consists of five different fresh vegetables or fruits. Only one variety of each type of vegetable or fruit may be exhibited.

RULES ARE SUBJECT TO CHANGE WAITING ON STATE FAIRS FINAL RULES

- Large Vegetables: One Each: Cabbage, Cantaloupe, Eggplant, Large Pumpkin, Squash, Watermelon
 - Medium Vegetables: Five Each: Beets, Carrots, Cucumbers, Decorated Gourds, Potatoes, Miniature Pumpkins, Okra, Onions, Peppers, Radishes, Sweet Potatoes, Tomatoes, or other similar sized vegetable.
 - Small Vegetables: Twelve Each: Green Snap Beans, Yellow Wax Beans, English peas, or other similar sized vegetables.
 - Small Fruits: One half pint box: Strawberries, Blackberries, Raspberries, or other similar sized fruits.
 - Tree Fruits: Five each: Apples, Pears, Peaches, or similar sized fruits.
 - Grapes: 2 bunches
3. Canned products and shelled vegetables are not acceptable.
 4. Only one variety of each type of vegetable or fruit may be exhibited.

CLASS

1450 Garden Display

PRODUCE EXHIBITS

1. Each exhibitor may enter three exhibits per class provided each exhibit is a different type of produce and adheres to class specifications.
 - Large Vegetable Specimens: Watermelon, Summer Squash, Winter Squash, Large Type Pumpkin, Eggplant, Cabbage, Cantaloupe, etc.
 - Medium Vegetable Specimens: Cucumbers, Tomatoes, Beets, White Onion, Yellow Onions, Red Onions, Peppers (bell, etc), Okra, Parsnips, Radishes, Turnips, Sweet Potatoes, Red Potatoes, White or Russet Potatoes, Carrots, Miniature Pumpkins, Decorative Gourds, etc.
 - Small Vegetable Specimens: Green Snap Beans, Yellow Wax Beans, Cherry Tomatoes, etc.
 - Fresh Culinary Herbs: Parsley, Basil, Dill, etc. (Must be placed in a disposable container of water. Dried herbs are not accepted).
 - Small Fruits: Strawberries, Blackberries, Raspberries, etc.
 - Tree Fruits: Apples, Pears, Peaches, etc.
 - Final class specification will be determined by the superintendent and extension agent.

CLASS

1451 Large Vegetable Specimen (1)
1452 Medium Vegetable Specimens (plate of 5)
1453 Small Vegetable Specimens (plate of 12)
1454 Fresh Culinary Herbs (6 or comparable quantity)
1455 Small Fruits (half pint box or comparable quantity)
1456 Tree Fruits (plate of 5)
1457 Grapes (plate of 2 bunches)

OPEN CLASS HORTICULTURE

1. Read General Rules.
1. All exhibits must be grown by the exhibitor.
2. Exhibits are to be mature, and acceptable to commercial production.
3. Each exhibitor may enter one Garden Display. Each exhibitor may enter three exhibits per class (Small Vegetable Specimen Plate, Medium Vegetable Specimen Plate, Large Vegetable Specimen

RULES ARE SUBJECT TO CHANGE WAITING ON STATE FAIRS FINAL RULES

Plate, Fresh Culinary Herbs, Small Fruits, Tree Fruits, and Grapes), provided each exhibit is of a different type produce.

4. Youth and Adult entries will be judged separately.
5. Champion and Reserve Champion ribbon will be awarded in the following divisions: Garden Display, Small Vegetable Specimen Plate, Medium Vegetable Specimen Plate, Large Vegetable Specimen Plate, Fresh Culinary Herbs, Small Fruits, Tree Fruits, and Grapes.
6. Exhibitors will be paid for 1st, 2nd and 3rd place only. This applies to each class within the division. Grand Champion and Reserve Grand Champion rosette will be awarded from youth exhibits and from Adult exhibits if the judge considers the exhibits worthy.

GARDEN DISPLAY

1. Each exhibitor in this class will be limited to four square feet of display space. The Garden Display must be exhibited in a tray, basket or container that can be easily moved by the superintendent.
2. Exhibit consists of five different fresh vegetables or fruits. Only one variety of each type of vegetable or fruit may be exhibited.
 - Large Vegetables: One Each: Cabbage, Cantaloupe, Eggplant, Large Pumpkin, Squash, Watermelon
 - Medium Vegetables: Five Each: Beets, Carrots, Cucumbers, Decorated Gourds, Potatoes, Miniature Pumpkins, Okra, Onions, Peppers, Radishes, Sweet Potatoes, Tomatoes, or other similar sized vegetable.
 - Small Vegetables: Twelve Each: Green Snap Beans, Yellow Wax Beans, English peas, or other similar sized vegetables.
 - Small Fruits: One half pint box: Strawberries, Blackberries, Raspberries, or other similar sized fruits.
 - Tree Fruits: Five each: Apples, Pears, Peaches, or similar sized fruits.
 - Grapes: 2 bunches
3. Canned products and shelled vegetables are not acceptable.
4. Only one variety of each type of vegetable or fruit may be exhibited.

CLASS

3425 Garden Display

PRODUCE EXHIBITS

1. Each exhibitor may enter three exhibits per class provided each exhibit is a different type of produce and adheres to class specifications.
 - Large Vegetable Specimens: Watermelon, Summer Squash, Winter Squash, Large Type Pumpkin, Eggplant, Cabbage, Cantaloupe, etc.
 - Medium Vegetable Specimens: Cucumbers, Cherry Tomatoes, Tomatoes, Beets, White Onion, Yellow Onions, Red Onions, Peppers (bell, etc.), Okra, Parsnips, Radishes, Turnips, Sweet Potatoes, Red Potatoes, White or Russet Potatoes, Carrots, miniature Pumpkins, Decorative Gourds, etc.
 - Small Vegetable Specimens: Green Snap Beans, Yellow Wax Beans, etc.
 - Fresh Culinary Herbs: Parsley, Basil, Dill, etc. (Must be placed in a disposable container of water. Dried herbs are not accepted).
 - Small Fruits: Strawberries, Blackberries, Raspberries, etc.
 - Tree Fruits: Apples, Pears, Peaches, etc.
 - Final class specification will be determined by the superintendent and extension agent.

RULES ARE SUBJECT TO CHANGE WAITING ON STATE FAIRS FINAL RULES

CLASS

- 3426 Large Vegetable Specimen (1)
- 3427 Medium Vegetable Specimens (plate of 5)
- 3428 Small Vegetable Specimens (plate of 12)
- 3429 Fresh Culinary Herbs (6 or comparable quantity)
- 3430 Small Fruits (half pint box or comparable quantity)
- 3431 Tree Fruits (plate of 5)
- 3432 Grapes (plate of 2 bunches)

4-H INTERIOR DESIGN & ARCHITECTURE

(HOME ENVIRONMENT)

1. Read General Rules.
2. Entry must be made by booth entry deadline see Extension Office.
3. All exhibits must be accompanied by the current year 4-H Interior Design record sheet and story.
4. Each entry in this department needs to be labeled with the 4-H'ers name and the class number.
5. Articles may be hand-made or purchased.
6. Curtains and pictures may be hung.
7. Each 4-H'er submitting an educational display will have a 4' by 4' space. Display should be self-standing. If the exhibit is a display, maximum size is not to exceed a standard commercial 3' x 4' tri-fold display board.
8. Champion and Reserve Champion ribbons will be awarded in Home Environment Tour, Single Exhibits, Posters, Notebook, and Educational Displays; if the exhibits are deserving.
9. Overall Grand Champion and Reserve Grand Champion rosettes will be awarded for Home Environment Tour, Single Exhibits, Posters, Notebook, and Educational Displays if the judge considers the exhibits worthy.

HOME ENVIRONMENT TOUR

1. Judge will visit your home to view your project on Thursday before the fair. Judging schedule will be mailed.
2. Room will be judged as follows:
 - Plan and Story - 20%
 - Use of Design- 20%
 - Selection, Workmanship and Choice – 20%
 - Use of Color - 20%
 - Combination of Things – 20%

CLASS

- 1076 Room shown on tour

SINGLE EXHIBITS

1. An article made by the 4-H'er for the home. Include explanation of how it was made, cost, pictures, pattern, etc. Describe how it fits into the color and design scheme of the room. Explanation will be considered in total score.

CLASS

- 1077 Single Exhibit

POSTERS, NOTEBOOKS AND EDUCATIONAL DISPLAYS

2. May include swatches, colors, stories, photographs, and project records which detail what was accomplished this year with a given indication of long term plans.

RULES ARE SUBJECT TO CHANGE WAITING ON STATE FAIRS FINAL RULES

3. Educational Poster or Display. Posters must be no larger than 22" x 28" poster board. Displays are not to exceed a standard 3' x 4' tri-fold display board.

CLASS

- 1078 Poster
- 1079 Notebook
- 1080 Educational Display

4-H/FFA LAPIDARY

1. Lapidary will be judged on the following criteria:
 - Workmanship and Content- 60 points
 - Presentation and Showmanship – 30 points
 - Accuracy of information – 10 points
2. All lapidary specimens should be labeled with the following information:
 - Specimen Name
 - Place of Origin (county, state)
 - Purchased or self-collected
 - Date lapidary treatment began
 - Date lapidary treatment completed

CLASS

- 1073 **Lapidary I:** Display at least 5 varieties of polished (tumbled) specimens and 5 varieties of unpolished specimens that have not yet received lapidary treatment. These do not have to be an example of "before and after", nor do they have to be self-collected. Locales must be identified. Only those exhibiting lapidary for the first time may exhibit in this class.
- 1074 **Lapidary II:** Display before-and-after examples of at least 3 varieties of specimens, at least 2 tumbled- polished and 2 unpolished of each. There is no requirement that the 4-H'er collect any of these. Locales must be identified. Lapidary work should be done during the current 4-H year.
- 1075 **Lapidary III:** Display before-and-after examples of at least 6 varieties of specimens, at least 2 tumbled-polished and 2 unpolished of each. At least two varieties should be collected from the native site by the 4-H'er, at least one of which comes from Kansas. Locales must be identified. Lapidary work should be done on at least three varieties should be done during the current 4-H year.
- 1076 **Lapidary IV:** Display before-and-after examples of at least 9 varieties of specimens of at least 9 varieties of specimens, at least 2 tumbled-polished and 2 unpolished of each. At least three varieties should be collected from the native site by the 4-H'er, at least one of which comes from Kansas. Locales must be identified. Lapidary work should be done on at least three varieties should be done during the current 4-H year.
- 1077 **Lapidary V:** Exhibit at least 6 specimens that have not previously been exhibited, which have received treatment. Lapidary treatment may consist of polishing, and end, face, or flat lapping. Specimens must represent at least 3 different varieties and include at least three cabochons of any size or shape, only of which may be free-formed. A cabochon is a style of cutting in which the top of the stone forms a domed or curved convex surface. Three of the specimens must be mounted into jewelry findings.

RULES ARE SUBJECT TO CHANGE WAITING ON STATE FAIRS FINAL RULES

OPEN MODELS AND INTERLOCK BLOCKS

1. Read General Rules.
2. An official entry card must be attached to the exhibit.
3. Exhibitors are limited to 2 entries per class.
4. Exhibits must be the result of current year's work and must be clean.
5. Youth and adult entries will be judged separately.
6. Please note on entry if exhibit is made from a kit or is an original design.
7. Exhibitors will be paid for 1st, 2nd and 3rd place only. This applies to each class within the division. Champion and Reserve Champion ribbons will be awarded in each class if the judge considers the exhibits worthy.
8. Overall Grand Champion and Reserve Grand Champion rosettes will be awarded if the judge considers the exhibits worthy.

CLASS

- 3110 Model Airplanes, Ships, etc
- 3111 Model Vehicle
- 3112 Other Model
- 3113 Interlocking Blocks- Kit Construction
- 3114 Interlocking Blocks- Original Designs

4-H PET SHOW

1. Read General Rules.
2. Show will be held at the 4-H Building.
3. Exhibitors must be entered in the appropriate 4-H project for each division to enter.
4. Exhibitors are limited to one per class.
5. All cats and dogs entered must have a proof of rabies and distemper vaccinations signed by a graduate licensed and accredited veterinarian and must present certificates to superintendent during check in to be eligible to compete. It is also strongly recommended for dogs to have DHI, and current parvovirus vaccinations.
6. All cats and dogs must be on a leash at all times.
7. No dog "in season" will be allowed to show.
8. Champion and Reserve Champion ribbons will be awarded in each class if the judge considers the exhibits worthy.
9. Grand Champion and Reserve Grand Champion rosettes will be awarded overall if the judge considers the exhibits worthy.

AQUARIUM PETS

CLASS

- 1935 Bowl Show (1 or 2 fish in fish bowl)
- 1936 Reptiles and Amphibians (i.e. salamander, turtle, etc.)

ENJOY YOUR CAT

CLASS

- 1937 Adult Cat (> 1 year old)
- 1938 Kitten (3 months - 1 year old)

HAND PETS

CLASS

- 1939 Gerbil

RULES ARE SUBJECT TO CHANGE WAITING ON STATE FAIRS FINAL RULES

- 1940 Hamster
- 1941 Guinea Pig
- 1942 Mouse
- 1943 Bird
- 1944 Other

PET DOG

CLASS

- 1945 Adult Pet Dog (> 1 year old)
- 1946 Young Pet Dog (3 months - 1 year old)

FUN CLASSES

1. All pets entered in the 4-H Pet Show can be entered in the below classes.
2. Each Pet can only be entered in one class (Classes 1947-1950)
3. All pets in the show can enter Decorated Pet or Decorate-a-Container classes.

CLASS

- 1947 Cutest Pet
- 1948 Ugliest Pet
- 1949 Most Loveable Pet
- 1950 Most Unusual Pet
- 1051 Decorated Pet
- 1052 Decorate- a- Container

OPEN CLASS PET SHOW

1. Read General Rules
2. Show will be held at the 4-H Building.
3. Exhibitors are limited to one per class.
4. All cats and dogs entered must have a proof of rabies and distemper vaccinations signed by a graduate licensed and accredited veterinarian and must present certificates to superintendent during check in to be eligible to compete. It is also strongly recommended for dogs to have DHI, and current parvovirus vaccinations.
5. All cats and dogs must be on a leash at all times.
6. No dog "in season" will be allowed to show.
7. Exhibitors will be paid for 1st, 2nd and 3rd place only. This applies to each class within the division. Champion and Reserve Champion ribbons will be awarded in each class if the exhibits are deserving.
8. Overall Grand Champion and Reserve Grand Champion rosettes will be awarded if the judge considers the exhibits worthy.

AQUARIUM PETS

CLASS

- 3935 Bowl Show (1 or 2 fish in fish bowl)
- 3936 Reptiles and Amphibians (i.e. salamander, turtle, etc)

RULES ARE SUBJECT TO CHANGE WAITING ON STATE FAIRS FINAL RULES

ENJOY YOUR CAT

CLASS

- 3937 Adult Cat (>1 year old)
- 3938 Kitten (3 months - 1 year old)

HAND PETS CLASS

- 3939 Gerbil
- 3940 Hamster
- 3941 Guinea Pig
- 3942 Mouse
- 3943 Bird
- 3944 Other

PET DOG

CLASS

- 3945 Adult Pet Dog (>over 1 year old)
- 3946 Young Pet Dog (3 months - 1 year old)

FUN CLASSES

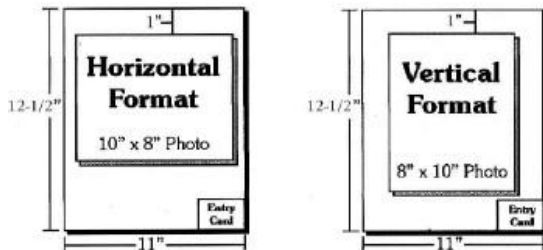
1. All pets entered in the 4-H Pet Show can be entered in the below classes.
2. Each Pet can only be entered in one class (Classes 3947-3950)
3. All pets in the show can enter Decorated Pet or Decorate-a-Container classes.

CLASS

- 3947 Cutest Pet
- 3948 Ugliest Pet
- 3949 Most Loveable Pet
- 3950 Most Unusual Pet
- 3951 Decorated Pet
- 3952 Decorate- a- Container

4-H PHOTOGRAPHY

1. Read General Rules
2. All Photography entries will be judged by consultation.
3. 4-H members must be enrolled in the photography project in order to exhibit in 4-H classes.
4. Exhibits shall be the result of the current year's project work.
5. 4-H members may enter ten (10) Photography Prints and one (1) Photography Portfolio.



6. All 4-H photos must be mounted on studio mat board available from the Extension Office. **All exhibits are to be mounted across the narrow dimension (11") of an 11" x 12-1/2" white studio mount board.** Photos must be mounted with the top edge of the print 1" below the top the mount. The sides of the print must be an equal distance from the two sides of the mount. **Photos not following mounting guidelines will be lowered one ribbon placing.** A permanent mount must be made by using photographic adhesive mounting. Remove white border before mounting.

RULES ARE SUBJECT TO CHANGE WAITING ON STATE FAIRS FINAL RULES

7. No lettering or dates will be permitted on the front of the mount or on the photograph. No underlays, borders, or decorative mats are to be used.
8. On the back of the mount, write: Exhibitor's name, photo class, location where the photograph was taken, and the county. To protect exhibits from dust and moisture, place mounted photo in a protective bag!
9. Black and white or color photos may be exhibited in all divisions/classes.
10. 4-H'ers are required to enter enlargements as it is difficult to determine if snapshots are State Fair quality.
11. One staple should be used to attach the bottom copy of the entry card to the mat board.
12. Champion and Reserve Champion ribbons will be awarded in each class if the judge considers the exhibits deserving.
13. Champion and Reserve Champion class pictures will compete for Overall Grand and Reserve Grand Champion 4-H Photo and Growth Career Portfolios.

PHOTOGRAPHY PRINTS

1. Prints must be no smaller than 7" x 9" and no larger than 8" x 10".

CLASS

- 1081 Photography Prints: Junior (7-9 years old)
1082 Photography Prints: Intermediate (10-13 years old)
1083 Photography Prints: Senior (14-18 years old)

PHOTOGRAPHY PORTFOLIO

GROWTH PORTFOLIO

1. Exhibitor must have been enrolled in Photography project for three (3) years or more.
2. Exhibit shall consist of three (5) photos – one from each year of enrollment. Each photo must have been created in a different year and must be labeled with year taken and which year of enrollment it represents.
3. Photos must be 8" x 10" and may be color or black and white.
4. An information sheet must accompany each photo giving brand and model of camera used to create this photo. The settings for focal length, aperture, mode and shutter speed must also be listed. Forms are fill able and available through Kansas 4-H Resources online. To enable the fill able function, Adobe Reader must be used.
5. Skill set used to create the photo must be given and explained. Main goal for each year should be listed.
6. Beginning with the photo from year two, exhibitor growth in project skills must be included on information sheet.
7. Exhibit shall consist of photos arranged in chronological order of enrollment, information sheet on each photo, and all information listed in #6 and #7. A portfolio book will be required.

CLASS

- 1084 Growth Portfolio

CAREER PORTFOLIO

1. Exhibitor must have been enrolled in Photography Project for 5 (five) or more years or exhibitor must be age 15-19 and been enrolled in Photography Project for at least two (2) years. This portfolio is an exploration of one career area in the field of Photography.

RULES ARE SUBJECT TO CHANGE WAITING ON STATE FAIRS FINAL RULES

2. Exhibit shall consist of ten (10) 8 x 10 photos showing **skill development** in one of the following photography areas: Portraiture, Special Effects (not done with computer), Landscape, Photo Journalism, Black and White, Nature/Wildlife or Graphic Design (computer skills with photos). Photos may have been created over multiple project years.
3. Photos may be color or black and white. If black and white option is chosen then all photos must be black and white.
4. An information sheet must accompany each photo giving brand and model of camera used to create the photo. The settings for focal length, aperture, mode and shutter speed must also be listed. Forms are fill able and available through Kansas 4-H Resources online. To enable the fill able function, Adobe reader must be used.
5. A one page summary should accompany the portfolio listing the goal for pursuing this area of photography and what skills were learned while doing so. Mentors should be acknowledged. Career exploration can also be described. Exhibitors are encouraged to explore the career area using on-line and face to face resources.
6. Exhibit will be presented in a notebook designed for portfolio review with pages for required information from #4 and #5.

NOTE: A member may enter only one portfolio each year. Portfolio must have qualified at the County/District Level beginning with 4-H year 2022-2023.

1085 Career Portfolio

SPECIAL UNIT, PORTFOLIO

1. This class is limited to 4-H'ers with 5 or more years in the Photography project using an adjustable single lens reflex camera.
2. The portfolio must contain ten images each 8X10" in size. Pictures should be centered on an 11x14 mount board with a single mat frame. Each portfolio must have a theme. Themes could include but not limited to:
 - A) Children
 - B) Portraits
 - C) Wildlife
 - D) Other
3. Special Unit Portfolios, and all individual images included in said portfolio, will receive a special award and are not eligible for Overall Grand/Reserve Grand Champion Awards.
4. Images in this class should not have a duplicate image in regular 4-H classes.

CLASS

1086 Special Unit Portfolio: Senior (14-18 years old)

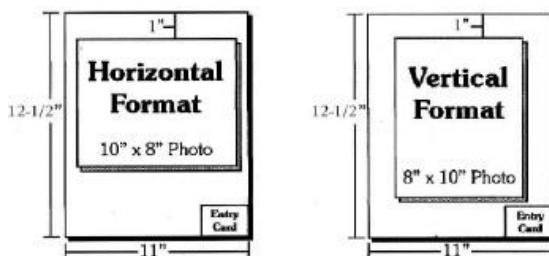
1087 Special Unit Portfolio: Intermediate (12-13 years old)

OPEN CLASS PHOTOGRAPHY

1. Read General Rules.
2. Individuals are limited to a total of ten (10) entries in this department.
3. Sweepstakes classes may be entered in addition to regular classes.
4. One entry per exhibitor in each Sweepstakes Class.
5. Pee Wee, Youth, Teen and Adult entries will be judged separately unless otherwise noted.
6. All photos are to be mounted following specific guidelines given for each age group. Entries not following guidelines will receive one ribbon lower. Photos will be judged in classes

RULES ARE SUBJECT TO CHANGE WAITING ON STATE FAIRS FINAL RULES

entered. It is the exhibitor's responsibility to place photos in the proper classes. Photos may be disqualified for placement in improper class.



7. Black and white or color photos may be exhibited in all divisions/classes.
8. **Exhibitors will be paid for 1st, 2nd and 3rd place only.** This applies to each class within the division. Champion and Reserve Champion ribbons will be awarded (as defined in each section) if the judge determines the exhibits are deserving.
9. Overall Grand Champion and Reserve Grand Champion rosettes will be awarded from the Champion and Reserve Champion photos.
10. Sweepstakes Class winners will receive a Sweepstakes ribbon.

PEEWEE PHOTOGRAPHY

1. This division is for children ages 1 through 6.
2. Limited to five (5) exhibits of conventional snapshot size (3x5 or 4x6).
3. Mounting guidelines:
 - a. Use white poster board.
 - b. Poster board should measure 7 x 12.5".
 - c. Mount photo across the 7 inch dimension of the poster board.
 - d. Photo should be 1 inch from top of the board.
 - e. Photo should be equal distance from each side.
4. All photos receive a participation ribbon.

CLASS

3050 Pee Wee Photography

YOUTH PHOTOGRAPHY

1. This division is for children ages 7 through 12.
2. Exhibitors may have a total of ten (10) entries in this division.
 - a. Up to five (5) entries may be snapshots.
 - b. All ten (10) entries may be enlargements.
3. Judging will be based on the American System. Please see general rules for explanation of the American Judging System.
4. For entries in class 3051—Snapshots, follow mounting guidelines as listed under Pee Wee Photography.
5. For entries in class 3052—Enlargements, follow mounting guidelines as listed under 4-H Photography.
 - a) All exhibits are to be mounted across the narrow dimension (11") of an 11" x 12-1/2" white studio mount board. Studio mount board is available for purchase at the Extension Office. Photos must be mounted with the top edge of the print 1" below the top the mount. The sides of the print must be an equal distance from the two sides of the mount.

RULES ARE SUBJECT TO CHANGE WAITING ON STATE FAIRS FINAL RULES

- b) A permanent mount must be made by using photographic adhesive mounting. Remove white border before mounting.
- c) No lettering or dates will be permitted on the mount or on the photograph. No underlays, borders, or decorative mats are to be used.
- 6. Champion and Reserve Champion ribbons will be awarded in class 3051 and class 3052 if the judge determines the exhibits deserving.
- 7. Champion and Reserve Champion photos will compete for Overall Grand Champion and Reserve Grand Champion Youth Photo if the judge considers the exhibits worthy.

CLASS

SNAPSHOTS

- 3051 Pets/ Farm Animals
- 3052 Flowers
- 3053 Sports/ Recreation
- 3054 Wildlife
- 3055 Photographers Choice

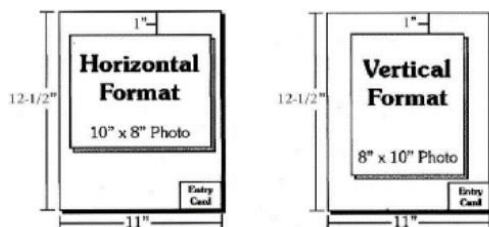
ENLARGEMENTS

- 3056 Pets/Farm Animals
- 3057 Flowers
- 3058 Sports/Recreation
- 3059 Wildlife
- 3060 Photographers Choice

TEEN PHOTOGRAPHY (AGES 13-19) and ADULT PHOTOGRAPHY (OVER 19)

A maximum of ten entries will be allowed across the Division. No more than three (3) entries may be made in any class of the division.

- 1. Teen and Adult entries will be judged separately in all classes.
- 2. Exhibitors may have a total of ten (10) entries in this division with no more than three (3) entries per class.
- 3. Photo sizes: Minimum size 7 x 9 inches & Maximum size 8 x 10 inches.
- 4. Mounting guidelines for this division:
 - a. All exhibits are to be mounted across the narrow dimension (11") of an 11" x 12-1/2" white studio mount board. Studio mount board is available for purchase at the Extension Office. Photos must be mounted with the top edge of the print 1" below the top the mount. The sides of the print must be an equal distance from the two sides of the mount.
 - b. A permanent mount must be made by using photographic adhesive mounting. Remove white border before mounting.**
 - c. No lettering or dates will be permitted on the front of the mount or on the photograph. No underlays, borders, or decorative mats are to be used.
 - d. Entries not using mat board will receive one ribbon lower.



RULES ARE SUBJECT TO CHANGE WAITING ON STATE FAIRS FINAL RULES

5. Judging will be based on the American System. Please see general rules for explanation of the American Judging System.
6. A Champion and Reserve Champion ribbon will be awarded within the teen classes (3053- 3064) and within the adult classes (3065-3076)
7. Overall Grand Champion and Reserve Grand Champion Photos will be awarded in teen and adult, if the judge considers the exhibits worthy.

TEEN CLASSES:

CLASS

- 3061 Group Photo
- 3062 Pets/Farm Animals
- 3063 Action/Motion
- 3064 Still Life
- 3065 Black and White – any subject matter but presented as a black and white print
- 3066 Wildlife
- 3067 Photographers Choice – any subject not already listed as a class
- 3068 Bird’s Eye View
- 3069 Portraits- human, plant, animal, etc.
- 3070 Kansas Proud – show your pride in your state. A site, a statue, a building, an event....capture it

ADULT CLASSES

CLASS

- 3071 Pets/Farm Animals
- 3072 Wildlife (non-domesticated animals)
- 3073 Action/Motion
- 3074 Children
- 3075 Flowers
- 3076 Reflections
- 3077 Macro (extreme close-up)
- 3078 Portraits – human, plant, animal, etc
- 3079 Photographers Choice – any subject not already listed as a class
- 3080 Black and White – any subject matter but presents as a black and white print
- 3081 Kansas Proud – show your pride in your state. A site, a statue, a building, an event...capture it.

PHOTOGRAPHY SWEEPSTAKES DIVISION

1. Sweepstakes classes may be entered in addition to basic photography classes.
2. All Sweepstakes classes will have Youth (7-19) and Adult (over 19) divisions. Divisions will be judged separately.
3. **Exhibitors are limited to one entry in each Sweepstakes class.**
4. Entries must be 8 x 10 inches in size and mounted according to 4-H mounting guidelines. **Entries not following all size, mounting and entry guidelines will be disqualified.**
5. Color or black and white photos may be entered in any sweepstakes unless class description calls for specific type.
6. Photos will be judged on composition, technical merit and adherence to theme.
7. Ribbons will be awarded to the top 3 entries in each Sweepstakes Class.
8. Sweepstakes prizes will be awarded as listed under each contest.

RULES ARE SUBJECT TO CHANGE WAITING ON STATE FAIRS FINAL RULES

GREAT AMERICAN PHOTO CONTEST

1. The theme for the 2024 contest is “**Playing Fields – Any sport, Any Age**”.
2. Photos must have been created within the geographic boundaries of Finney County,KS since the close of the 2023 Finney County Fair.
3. Photos will be judged on composition, technical merit and adherence to theme.
4. There must be at least 3 entries in a division to earn Sweepstakes Honors.
5. A \$25.00 prize will be awarded to the Top Ribbon winner in both Youth-Teen and Adult Divisions by the Finney County Conventions and Visitors Bureau.

CLASS

- 3082 Great American Photo- Youth and Teen
3083 Great American Photo – Adult

FRIENDS OF SANDSAGE BISON RANGE

1. The theme for the 2024 Contest is “**Bison**”.
2. Photos must have been created on or at the edges of the Refuge following the close of the 2023 Finney County Fair.
3. Follow general Sweepstakes guidelines above for mounting, size and judging specifics.
4. There must be at least 3 entries in a division to earn Sweepstakes Honors.
5. The Friends of Sandsage Bison Refuge will award a \$25.00 prize to the Top Winner in each division of the contest.

CLASS

- 3084 Sandsage Bison Range Photo- Youth/Teen
3085 Sandsage Bison Range Photo- Adult

FRIENDS OF LEE RICHARDSON ZOO PHOTO CONTEST

1. The theme for the 2024 contest is “**New at the Zoo**”. New (baby) animals, New Species on exhibit, or New Opportunities.
2. Photos must have been created following the close of the 2023 Finney County Fair.
3. Adult sweepstakes winner will receive a free Family/Grandparent membership to Lee Richardson Zoo good for one year. Youth Sweepstakes winner will receive train tickets. Certificates will be presented at premium payout which can be redeemed at the FOLRZ office. There must be at least 3 entries in a division to earn Sweepstakes Honors.

CLASS

- 3086 FOLRZ Photo – Youth/Teen
3087 FOLRZ Photo – Adult

4-H/FFA POULTRY

1. Read General Rules
2. Read General Livestock Rules.
3. Pen space requests must be turned in by specified deadline.
4. All poultry including exhibition and production (excluding waterfowl), shall come from a flock of poultry which is designated US pullorum-typhoid clean, or shall have a negative result from a pullorum and fowl typhoid test conducted following USDA parameters.
5. Each exhibitor is limited to a maximum of 15 total birds.
6. All exhibitors are responsible for feeding and watering their own poultry.
7. Only birds entered in the show may be on the fairgrounds.

RULES ARE SUBJECT TO CHANGE WAITING ON STATE FAIRS FINAL RULES

8. All eggs laid during the fair will be gathered by the Superintendent and will not be allowed to remain in the pens.
9. Birds are not to be removed from the poultry barn without the permission of the superintendent.
10. Birds will not be allowed to be sold in the poultry building or on the fairgrounds.
11. Birds that are on the Federal Protection list will not be accepted for the show or be allowed on the fairgrounds.
12. Champion and Reserve Champion ribbons will be awarded in each class Exhibition, Production, Pigeon, and Eggs divisions if the exhibits are deserving.
13. Overall Grand Champion and Reserve Grand Champion rosettes will awarded in each division (Exhibition, Production, Pigeon, and Eggs and Poultry Educational Display) if the judge considers the exhibits worthy.

EXHIBITION

1. Classes to be judged on basis of exhibition qualities as described in the American Standard of Perfection.
2. Crossbreeds are only allowed in the Production classes.
3. Each exhibitor may only enter one animal (of either sex and any breed) per class.

CLASS

- 1960 Standard Breeds, Large Fowl, Young
- 1961 Standard Breeds, Large Fowl, Old
- 1962 Standard Breeds, Bantams, Young
- 1963 Standard Breeds, Bantams, Old
- 1964 Turkeys
- 1965 Ducks (Call or Bantam)
- 1966 Ducks (all breeds)
- 1967 Geese

PRODUCTION

1. Classes to be judged on production qualities only.
2. Entries may be Standard bred, Crossbred, or Strain Cross.
3. Exhibit is "Pen of 3 Birds" for each class

CLASS

- 1968 Production Pullets (White or Tinted eggs)
- 1969 Production Hens (White or Tinted eggs)
- 1970 Dual Purpose Pullets (Brown or Colored Eggs)
- 1971 Dual Purpose Hens (Brown or Colored Eggs)
- 1972 Meat-Type Chickens (either sex)

PIGEONS (SQUABBING OR FANCY)

1. Each exhibitor may only enter one animal (of either sex and any breed) per class

CLASS

- 1973 Old Rooster (hatched in previous year)
- 1974 Old Hen (hatched in previous year)
- 1975 Young Male (hatched in current year)
- 1976 Young Hen (hatched in current year)

RULES ARE SUBJECT TO CHANGE WAITING ON STATE FAIRS FINAL RULES

EGGS

1. Entries shall consist of 1 dozen eggs, displayed in an egg carton.
2. Eggs do not need to be refrigerated.
3. Eggs need to be cleaned.
4. Eggs will be disposed of after the Fair.

CLASS

- 1977 White Eggs
- 1978 Brown Eggs
- 1979 Colored Eggs

EDUCATIONAL

1. Card table displays are allowed. If the exhibit is a display, maximum size is not to exceed a standard commercial 3' x 4' tri-fold display board. If the exhibit is a poster, it must not be larger than 22" x 28". Name and county/district must be clearly marked on educational exhibits.
2. Overall Grand Champion and Reserve Grand Champion rosettes will be awarded in each class if the judge considers the exhibits worthy.

CLASS

- 1981 Educational Poster
- 1982 Educational Display

OPEN CLASS POULTRY

1. Read General Rules
2. Read General Livestock Rules.
3. Pen space requests must be turned in by the specified deadline.
4. All poultry including exhibition, production, (excluding waterfowl), shall come from a flock of poultry which is designated US pullorum-typhoid clean, or shall have a negative result from a pullorum and fowl typhoid test conducted following USDA parameters.
5. Each individual is limited to a maximum of 15 total birds.
6. All exhibitors are responsible for feeding and watering their own poultry.
7. Only birds entered in the show may be on the fairgrounds.
8. All eggs laid during the fair will be gathered by the Superintendent and will not be allowed to remain in the pens.
9. Birds are not to be removed from the poultry barn without the permission of the superintendent.
10. Birds will not be allowed to be sold in the poultry building or on the fairgrounds.
11. Birds that are on the Federal Protection list will not be accepted for the show or be allowed on the fairgrounds.
12. Exhibitors will be paid for 1st, 2nd and 3rd place only. This applies to each class within the division. Champion and Reserve Champion ribbons will be awarded in each class (Exhibition, Production, Pigeon, and Eggs) if the exhibits are deserving.
13. Overall Grand Champion and Reserve Grand Champion rosettes will be awarded in each division if the judge considers the exhibits worthy.

EXHIBITION

1. Classes to be judged on basis of exhibition qualities as described in the American Standard of Perfection.
2. Crossbreeds are not allowed in the Exhibition classes.
3. Each Exhibitor may only enter one animal (of either sex and any breed) per class.

RULES ARE SUBJECT TO CHANGE WAITING ON STATE FAIRS FINAL RULES

CLASS

- 3960 Standard Breeds, Large Fowl, Young
- 3961 Standard Breeds, Large Fowl, Old
- 3962 Standard Breeds, Bantams, Young
- 3963 Standard Breeds, Bantams, Old
- 3964 Turkeys
- 3965 Ducks (Call or Bantam)
- 3966 Ducks (all others)
- 3967 Geese
- 3968 Miscellaneous – Peacocks etc.

PRODUCTION

1. Classes to be judged on production qualities only.
2. Entries may be Standard bred, Crossbred, or Strain Cross.
3. Exhibit is “Pen of 3 Birds’ for each class

CLASS

- 3969 Production Pullets (White or tinted eggs)
- 3970 Production Hens (White or tinted eggs)
- 3971 Dual Purpose Pullets (Brown or colored eggs)
- 3972 Dual Purpose Hens (Brown or colored eggs)
- 3973 Meat-type Chickens (Either Sex)

PIGEONS (SQUABBING OR FANCY)

1. Each exhibitor may only enter one animal (of either sex and any breed) per class

CLASS

- 3974 Old Rooster (hatched in previous year)
- 3975 Old Hen (hatched in previous year)
- 3976 Young Male (hatched in current year)
- 3977 Young Hen (hatched in current year)

EGGS

1. Entries shall consist of 1 dozen eggs, displayed in an egg carton.
2. Eggs do not need to be refrigerated.
3. Eggs need to be cleaned.
4. Eggs will be disposed of after the Fair.

CLASS

- 3978 White Eggs
- 3979 Brown Eggs
- 3980 Colored Eggs

4-H/FFA RABBITS

1. Read General Rules.
2. Read General Livestock Rules.
3. No limits on entries.
4. Classes with breed restrictions are defined as follows:
 - **Pre-junior: under 3 months.** Beveren, Californian, Champagne D’Argent, Checkered Giant, American Chinchilla, Giant Chinchilla, Cinnamon, Crème D’Argent, Hotot, New Zealand, Palomino and Satin.

RULES ARE SUBJECT TO CHANGE WAITING ON STATE FAIRS FINAL RULES

- **Juniors: under 6 months.** All other breeds not listed in Pre-Junior.
 - **Intermediate: 6-8 months.** American, Giant Angora, Beveren, Californian, Champagne D'Argent, Flemish Giant, Hotot, English Lop, French Lop, New Zealand, Palomino, Satin and Silver Fox.
 - **Senior: 6 months of age or over** for breeds other than those listed as having Intermediate classes, and 8 months or age or over for breeds having Intermediate classes.
5. Rabbits with sore ears or hocks will be highly encouraged NOT to show and disqualification from judge can happen.
 6. No doe and litter classes will be shown.
 7. Rabbits will be judged according to the American Rabbit Breeders Association standards.
 8. Exhibitors are encouraged to be present for the judging.
 9. All rabbits must be fed and watered by the exhibitor. Both feed and water shall be furnished by the exhibitor.
 10. Rabbits must be tattooed in left ear. Tattoo must be read from inside of ear left to right and must be legible.
 11. All rabbits will be divided into classes by breeds and judged according to their breed standard as listed in the ARBA "Standards of Perfection."
 12. Rabbits will not be allowed to be sold in the rabbit building or on the Fairgrounds.
 13. Crossbred rabbits can be shown but are ineligible for Kansas State Fair and Best of Show.
 14. Each breed class will be awarded Best of Breed (BOB) and Best Opposite Sex Breed (BOSB) ribbons, at the judge's discretion. If no opposite sex is present in class, no second place will be awarded.
 15. Best of Breed (BOB) and Best Opposite Sex Breed (BOSB) will be brought back to be selected for Best in Show (BIS) and Reserve Best in Show (RBIS) and receive Grand Champion and Reserve Grand Champion, if the judge considers the exhibits worthy.

RABBITS

1. Entries must adhere to breed guidelines listed above.

CLASS

- | | |
|------|-------------------|
| 1985 | Senior Buck |
| 1986 | Senior Doe |
| 1987 | Intermediate Buck |
| 1988 | Intermediate Doe |
| 1989 | Junior Buck |
| 1990 | Junior Doe |
| 1991 | Pre-Junior Buck |
| 1992 | Pre-Junior Doe |

PEN OF THREE RABBITS

1. All breeds may enter.
2. Judging based on meat qualities, condition, and uniformity.

CLASS

- | | |
|------|-------------------------------------|
| 1993 | Pen of 3 Meat Rabbits: Single Fryer |
| 1994 | Pen of 3 Meat Rabbits: Roasters |
| 1995 | Pen of 3 Meat Rabbits: Stewers |

RABBIT SHOWMANSHIP

1. All rabbit exhibitors are encouraged to participate in showmanship.
2. The animal used in this class must be exhibited in a 4-H/FFA division class.

RULES ARE SUBJECT TO CHANGE WAITING ON STATE FAIRS FINAL RULES

3. All exhibitors must show their own animals.
4. Show order will be Senior, Intermediate and Junior.
5. Grand Champion and Reserve Grand Champion rosettes will be awarded in each class.

CLASS

- 1996 Rabbit Showmanship, Junior
1997 Rabbit Showmanship, Intermediate
1998 Rabbit Showmanship, Senior

EDUCATIONAL

1. If the exhibit is a display, maximum size is not to exceed a standard commercial 3' x 4' tri-fold display board. If the exhibit is a poster, it must not be larger than 22" x 28". Name and county/district must be clearly marked on educational exhibits.

CLASS

- 1983 Educational Poster
1984 Educational Display

OPEN CLASS RABBITS

1. Read General Rules and General Livestock Rules.
2. Entry numbers are not limited.
3. No limits on entries.
4. Classes with breed restrictions are defined as follows:
 - **Pre-junior: under 3 months.** Beveren, Californian, Champagne D'Argent, Checkered Giant, American Chinchilla, Giant Chinchilla, Cinnamon, Crème D'Argent, Hotot, New Zealand, Palomino and Satin.
 - **Juniors: under 6 months.** All other breeds not listed in Pre-Junior.
 - **Intermediate: 6-8 months.** American, Giant Angora, Beveren, Californian, Champagne D'Argent, Flemish Giant, Hotot, English Lop, French Lop, New Zealand, Palomino, Satin and Silver Fox.
 - **Senior: 6 months of age or over** for breeds other than those listed as having Intermediate classes, 8 months or age or over for breeds having Intermediate classes.
5. Rabbits with sore ears or hocks will be highly encouraged NOT to show and disqualification from judge can happen.
6. No doe and litter classes will be shown.
7. Rabbits will be judged according to the American Rabbit Breeders Association standards.
8. Exhibitors are encouraged to be present for the judging.
9. All rabbits must be fed and watered by the exhibitor. Both feed and water shall be furnished by the exhibitor.
10. Rabbits must be tattooed in left ear. Tattoo must be read from inside of ear left to right and must be legible.
11. All rabbits will be divided into classes by breeds and judged according to their breed standard as listed in the ARBA "Standards of Perfection."
12. Rabbits will not be allowed to be sold in the rabbit building or on the fairgrounds.
13. Crossbred rabbits are ineligible for Best of Show.
14. Exhibitors will be paid for 1st, 2nd and 3rd place in each breed class. Ribbons will be awarded to the Best of Breed (BOB) and Best Opposite Sex Breed (BOSB) in each breed if the exhibit is deserving.

RULES ARE SUBJECT TO CHANGE WAITING ON STATE FAIRS FINAL RULES

15. Best of Breed (BOB) and Best Opposite Sex Breed (BOSB) will be brought back to be selected for Best in Show (BIS) and Reserve Best in Show (RBIS) and receive Grand Champion and Reserve Grand Champion, if the judge considers the exhibits worthy.

RABBITS

1. Entries must adhere to breed guidelines listed above.

CLASS

- 3985 Senior Buck
- 3986 Senior Doe
- 3987 Intermediate Buck
- 3988 Intermediate Doe
- 3989 Junior Buck
- 3990 Junior Doe
- 3991 Pre-Junior Buck
- 3992 Pre-Junior Doe

PEN OF THREE RABBITS

1. All breeds may enter.
2. Judging based on meat qualities, condition, and uniformity.

CLASS

- 1993 Pen of 3 Meat Rabbits: Single Fryer
- 1994 Pen of 3 Meat Rabbits: Roasters
- 1995 Pen of 3 Meat Rabbits: Stewers

RABBIT SHOWMANSHIP

1. Showmanship judging will take place after 4-H/FFA judging.
2. For non 4-H, non FFA, and non FCCLA youth.
3. All Exhibitors must own their rabbits.

CLASS

- 3996 Showmanship

4-H/FFA RATE OF GAIN

1. To participate in the 'Rate of Gain' competition, animals must be weighed on the official Finney County Fair scales and during the official weigh-in dates published by the Extension Office.
2. Initial weigh-ins will be done at 4-H Tagging (weather permitting). Rate of Gain weigh-ins will not be permitted on make-up tagging dates.
3. Final weigh-ins will be done at the Finney County Fair check-in.
4. Weigh-ins must be witnessed by an extension agent plus a Fair Board Member or Livestock Superintendent.
5. Three animals from three separate families must be weighed-in in order to form and have a Rate of Gain contest for said class.
6. Grand Champion and Reserve Grand Champion rosettes will be awarded for each class so long as the above qualifications are met.
7. Rate of Gain winners will be announced during the fair at the respected show.

RULES ARE SUBJECT TO CHANGE WAITING ON STATE FAIRS FINAL RULES

4-H / FFA ROBOTICS

(STEM ROBOTICS)

1. 4-H members must be currently enrolled in the Kansas 4-H - Robotics project to exhibit in this division.
2. Each exhibitor may enter one robot per class. Exhibits must have been constructed and/or completed during the current 4-H year.
3. Each robot must be free-standing, without the need for additional supports in order to be moved or exhibited. Each exhibit must include a robot, information packets are not a sufficient exhibit.
4. Robots must have automated articulated structures (arms, wheels, grippers, etc.). Game consoles that display on a screen are not considered robots and should either be entered in computer system division or energy management project. Robots requiring no assembly, just programming, such as Ozobots, are considered computer system projects as the skill is focused on the programming not on the construction of the robot.
5. Robot dimensions should not exceed 2 feet high, by 2 feet wide, by 2 feet deep. Weight may not exceed 15 pounds.
6. Materials including but not limited to obstacles, spare batteries, and mats for testing the robot may be placed in a separate container, which is not included in the robots' dimensions, that container may not be larger than 576 cubic inches as measured along the outside of the container (Examples: 4" x 4" x 36" or 4" x 8" x 18" or 6" x 6" x 16").
7. All electric components of the robot must be adequately covered or concealed with a protective enclosure. Paper is NOT considered an adequate enclosure or covering for electrical components.
8. Robots may be powered by an electrical, battery, water, air, or solar source only. Junk drawer robots may be powered by a non-traditional power source. Robots powered by fossil fuels/flammable liquids will be disqualified. Robots that include weaponry of any kind will be disqualified. Weaponry is defined as any instrument, possession, or creation, physical and/or electrical that is intended to inflict damage and/or harm to individuals, animal life, and/or property.
9. Remote controlled robots are allowed under certain conditions provided that the robot is not drivable. Robots programmed on phones/tablets need to have a specific program created using motion controls to move the robot are not acceptable for example: press forward on the screen to make the robot go forward. Robotic arms (hydraulic or electric) are allowed. A remote is allowed, provided more than a single action happens when a single button is pressed on the remote, for example "a motor spins for 3 seconds, at which point an actuator is triggered, then the motor spins for 3 more seconds." Remote controlled cars, boats, planes and/or action figures, etc. are not allowed.
10. Each robot must be in working condition. The judges will operate each robot to evaluate its workmanship and its ability to complete its intended task. In the event the robot uses a phone, tablet, or similar device for both programming AND control of the robot a video will be used to evaluate the working condition of the robot. It should follow the instructions provided for operations so that the judge can follow along with the provided instructions.
11. Each exhibitor is required to complete the "4-H Robotics Exhibit Information Form" which is available through the Extension office or at <http://robotics.engtech4ks.com> . This form must be attached to the outside of a 10" x 13" manila envelope.
12. The exhibit must include written instructions for operation (the instructions should be written as if they were to tell a grandparent or elderly person how to operate the robot), construction plans, a video and one to five pages of project photographs. For robots that can be programmed, robot programming information must be included, this information should be placed inside the 10" x 13" manila envelope mentioned above. Robot programming information can be, but not limited to, source code, block diagrams, screen captures of the coding window, and other images that show the programming logic used.
13. In the event that the robot uses a device like a phone, iPad, or tablet for programming AND operation, DO NOT include the device (phone, tablet, etc.). The device's safety cannot be insured.
14. Champion and reserve champion ribbons will be awarded in each class if the judge considers the exhibits worthy.

RULES ARE SUBJECT TO CHANGE WAITING ON STATE FAIRS FINAL RULES

15. Grand Champion and Reserve Grand Champion rosettes will be awarded for division if the judge considers the exhibits worthy.

CLASS

- 1140 Robot from purchased kit: Junior
- 1141 Robot from purchased kit: Intermediate
- 1142 Robot from purchased kit: Senior
- 1143 Robot designed by exhibitor: Junior
- 1144 Robot designed by exhibitor: Intermediate
- 1145 Robot designed by exhibitor: Senior
- 1146 Programmable robot from purchased kit: Junior
- 1147 Programmable robot from purchased kit: Intermediate
- 1148 Programmable robot from purchased kit: Senior
- 1149 Remote-Controlled Robot from Purchased Kit: Junior
- 1150 Remote-Controlled Robot from Purchased Kit: Intermediate
- 1151 Remote-Controlled Robot from Purchased Kit: Senior
- 1152 Junk Drawer-Robotics

TEAM ROBOTICS

1. Robot designed and constructed by two or more 4-H project members.
2. The robot must not be a mere modification of an existing robot kit or plan.
3. The robot may be a programmable type that is made from a commercial (purchased) kit.
4. This division is designed to encourage teamwork and cooperation among fellow 4-H members.

CLASS

- 1153 Team Robotics

OPEN CLASS ROBOTICS EXHIBITS

1. Read General Rules
2. Open to adults and youth. Both will be judged separately.
3. Judging will be on quality of workmanship and usefulness of articles.
4. Entries will be made by individuals.
5. Articles in this department may be made in the classroom under the supervision of an instructor or may be home projects.
6. Exhibitors are limited to three articles in any class display.
7. All large exhibits will be displayed out of doors.
8. Exhibitors will be paid for 1st, 2nd and 3rd place only. This applies to each class within the division.

ROBOTICS

1. Each exhibitor may enter one robot that has been constructed during the current year.
2. Each robot must be able to stand or sit freely by itself without extra supports. The robot's dimensions must be no larger than 2 feet wide by 2 feet deep by 2 feet high.
3. The report that accompanies the exhibit must be limited to the "4-H Robotics Exhibit Information Form" which is glued to the outside of a 10" x 13" manila envelope. Each exhibitor is required to include a copy of the Robot's construction plans with their exhibit. Plans should be placed inside the envelope. This information is required at entry time.
4. Each exhibitor is required to include at least two photographs of the robot entered. One photo must show the exhibitor during the construction phase, and one photo must show the robot during an actual time of operation. Photographs should be mounted on one side of an 8 ½" x 11" page and placed inside the 10" x 13" envelope.

RULES ARE SUBJECT TO CHANGE WAITING ON STATE FAIRS FINAL RULES

5. All electronic components of the robot must be adequately covered or concealed with a protective enclosure. All robots must include an on/off switch for operation.
6. Robots that include weaponry for the purpose of causing physical harm to another robot will be disqualified.
7. Robots must be powered by electricity, battery, water, or solar source. Any robot powered by fossil fuels or flammable liquids will be disqualified.
8. Each robot must be able to move forward and backward a minimum of 4 feet. It must also be able to cross over a 4" to 12" high obstacle.
9. Creativity will be strong criteria in judging the "Robot designed by exhibitor" classes. Robot designed by exhibitor may not be mere modifications of an existing robot kit or plan. Original construction plans must be included.

CLASS

3086	Robot from commercial kit, Youth
3087	Robot designed by exhibitor, Youth
3088	Robot from commercial kit, Adult
3089	Robot designed by exhibitor, Adult

4-H/ FFCLA SEWING TEXTILE DESIGN

(CLOTHING CONSTRUCTION)

1. Read General Rules
2. Items not checked-in on time and displayed at the fair will forfeit ribbons and premiums.
3. Garments may have been worn before exhibited, but must be carefully cleaned and pressed before being exhibited.
4. Bring all garments on hangers to the Finney County 4-H Building.
5. Protect all garments with clear garment bags.
6. Two entries per individual per class.
7. FCCLA members may enter in Senior Advanced classes.
8. All 4-H Sewing Textile Design will be judged in consultation.
9. Entries for Sewing Textile Design are due by the specified date.
10. Posters or Educational Displays are judged at the same time as clothing exhibits.
11. If the exhibit is a display, maximum size is not to exceed a standard commercial 3' x 4' tri-fold display board. If the exhibit is a poster, it must not be larger than 22"x 28." Name and county/district must be clearly marked on educational exhibits.
12. Recycled Clothing Project: Any item made of at least 50% recycled material (recycled means reusing an existing item in a new way). Could be remaking/redesigning a garment, repurposing a clothing item for a new use, etc. Must include sewing of some kind.
13. Article: is an item constructed in a clothing project, such as backpack, laundry bag, garment bag, PJ's holder, tent, sleeping bag, cape, apron, hat, or scarf. Can be hand or machine sewn and can include appliqué or machine embroidering.
14. 2- piece Coordinated Outfit: two pieces that can be worn together at the same time, but not necessarily a complete outfit. Example: vest and skirt.
15. 3- piece Coordinated Outfit: three pieces with at least two of the pieces to be worn together at the same time. The third piece could be worn with one or both, but not necessarily at the same time. All three must be made by the exhibitor. Do not exhibit purchased items such as a blouse or sweater.
16. Garment: can be a skirt, a vest, a blouse, a shirt, a pair of slacks, a dress, a coat, a jumper, a jumpsuit, etc.

RULES ARE SUBJECT TO CHANGE WAITING ON STATE FAIRS FINAL RULES

17. Champion and Reserve Champion ribbons will be awarded in each age class if the judge considers the exhibits worthy.
18. Overall Grand Champion and Reserve Grand Champion rosette will be awarded, if the judge considers the exhibits worthy.

SEWING TEXTILE DESIGN: Junior (7-9 years old)

- 1300 Notebook (charts)
- 1301 Article
- 1302 Garment
- 1303 Needle Book
- 1304 Sewing Basket
- 1305 Handmade Appliquéd item
- 1306 Other Article
- 1307 Recycle Clothing Project
- 1308 Poster or Educational Display

SEWING TEXTILE DESIGN: Intermediate (10-13 years old)

- 1309 Garment
- 1310 2- Piece Coordinated Outfit
- 1311 3- Piece Coordinated Outfit
- 1312 Other Article
- 1313 Recycle Clothing Project
- 1314 Poster or Educational Display

SEWING TEXTILE DESIGN: Senior (14-18 years old)

- 1315 Garment
- 1316 2- Piece Coordinated Outfit
- 1317 3- Piece Coordinated Outfit
- 1318 Other Article
- 1319 Recycle Clothing Project
- 1320 Poster or Educational Display

OPEN CLASS SEWING TEXTILE DESIGN

(CLOTHING CONSTRUCTION)

1. Read General Rules.
2. Articles must be cleaned or laundered before exhibiting.
3. All exhibits must be work finished in current year.
4. Please bring garments on hangers to the Finney County 4-H Building.
5. Two entries per individual per class.
6. Champion and Reserve Champion ribbons will be awarded in Fancy Work; Quilts; Garments; Knitting and Crocheting; and Senior Citizens if the judge considers the exhibitsdeserving.
7. Overall Grand Champion and Reserve Grand Champion rosettes will be awarded if the judge considers the exhibits worthy.
8. Quilt Classes will be entered by Individual, Group, Professional and Hand.
9. All quilt entries have to be completed since the close of last year's fair.
10. All quilt entries must be ready to hand in for display at the fair.
11. Quilt entries will be evaluated on design, color and workmanship at the discretion of the judges.

RULES ARE SUBJECT TO CHANGE WAITING ON STATE FAIRS FINAL RULES

FANCY WORK CLASS

- 3300 Center Piece or Dolly, crocheted, tatted, or embroidered
- 3301 Center Piece, quilted or pieced
- 3302 Tablecloth
- 3303 Pillowcase, embroidered, appliquéd, painted, crocheted, or tatted
- 3304 Pillow, needlework
- 3305 Pillow, quilted
- 3306 Pillow, appliquéd
- 3307 Pillow, Counted Cross stitch
- 3308 Towel(s), embroidered, appliquéd or decorated
- 3309 Miscellaneous, fancy work

QUILTS CLASS

I-Individual, G-Group, P-Professional, H-Hand

- 3315 Pieced
- 3316 Appliqued
- 3317 Embroidery/Cross Stitch
- 3318 Mixed Media
- 3319 Mixed Technique/Crazy Quilt
- 3320 Tied/Frayed
- 3321 Hand Quilted
- 3322 Machine Quilted
- 3323 Computerized
- 3324 Miscellaneous
- 3325 Youth 14-18
- 3326 Youth 10-13
- 3327 Youth 7-9
- 3328 Youth under 7
- 3329 Patriotic

B-BABY QUILTS, L-LAP, W- WALL HANGING, & T-TABLE RUNNER

- 3330 Pieced
- 3331 Appliqued
- 3332 Embroidery/Cross Stitch
- 3333 Mixed Media
- 3334 Mixed Technique/Crazy Quilt
- 3335 Tied/Frayed
- 3336 Hand Quilted
- 3337 Machine Quilted
- 3338 Computerized
- 3339 Miscellaneous
- 3340 Youth 14-18
- 3341 Youth 10-13
- 3342 Youth 7-9
- 3343 Youth under 7

SEWING CLASS

- 3345 Slacks

RULES ARE SUBJECT TO CHANGE WAITING ON STATE FAIRS FINAL RULES

- 3346 Shorts
- 3347 Dress
- 3348 Blouse
- 3349 Skirt
- 3350 Jumper
- 3351 Men's Wear
- 3352 2 or more piece coordinated outfit
- 3353 Ladies' Suit
- 3354 Ladies' Jacket
- 3355 Vest
- 3356 Formal Wear
- 3357 Infant's Dress
- 3358 Child's Garment, Dress Clothes
- 3359 Child's Garment, Play Clothes
- 3360 Fleece Article or Garment
- 3361 Pillow
- 3362 Pot Holder
- 3363 Miscellaneous Article or Garment

KNITTING & CROCHETING CLASS

- 3365 Infant's Garment, crocheted or knitted
- 3366 Infant's Booties, crocheted or knitted
- 3367 Child's Garment (1-5), knitted or crocheted
- 3368 Child's Garment (6-10), knitted or crocheted
- 3369 Sweater, knitted
- 3370 Knitted, Garment, other
- 3371 Afghan, crocheted
- 3372 Afghan, knitted
- 3373 Bedspread, crocheted or knitted
- 3374 Dolls, crocheted
- 3375 Dolls, knitted
- 3376 Machine knitted item
- 3377 Pillow, Crocheted
- 3378 Pillow, knitted
- 3379 Pot holder, crocheted or knitted
- 3380 Crocheted item, thread
- 3381 Crocheted item, yarn

CONTEST

- 3383 "Seasonal" Wall Hanging (must represent a season or a holiday)

SENIOR CITIZEN CLASS

- 3385 Senior Citizen Division (65 and over) (classes according to entries)

RULES ARE SUBJECT TO CHANGE WAITING ON STATE FAIRS FINAL RULES

4-H / FFA SHEEP

1. Read General Rules
2. Read General Livestock Rules.
3. Exhibitors may exhibit **4 market lambs and 2 breeding ewes.**
4. Breeding Animals: Breeding animals must be born after December 1st of the previous year. All breeding animals must be owned and tagged by May 1st. If registered papers need to be turned in by May 1st as well.
5. Ewes and wethers are allowed to show in the market lamb show. (Ram lambs or intact males may not be shown as Market Lambs. Any animal exhibiting cryptorchid characteristics (testicle and/or castration scar tissue) will be disqualified.
6. Animals in the Bottle Lamb Class or Breeding Classes will not be allowed in the market lamb classes.
7. Ewe and wether lambs must have all their lamb teeth (temporary lower incisors). Any question as to the age of the animal will be decided by the attending veterinarian.
8. Superintendents may classify lambs for classes considering breed characteristics.
9. All male and female lambs must be identified with a registered tattoo or an official USDA premise ID scrapie tag.
10. An area for blocking tables will be designated by sheep superintendents.
11. **At time of vet check, weigh-in and showing, all market lambs must be slick shorn with an even length of wool covering above the hock and knee, head excluded. Wool length should not exceed .2 inches.**
12. The sheep show will be a **“blow and go”** show. The use of paint, glue, adhesives, mousse, powder, and boning soaps will not be allowed. (Nothing stiff or sticky; must be able to run a comb through the hair. Any product used must be water soluble). Animals may be checked before entering the ring and violators will be disqualified. No hair coloring will be allowed in grooming of sheep exhibits. Any attempt to alter animal color or breed characteristics including the addition of hair or added material, natural or man-made (excluding false tail switches) is prohibited. Animals will be subject to inspection and hand wiped by the Sheep Superintendents and/or agents at any time.
13. Minimum weight to sell market lambs at the Premium Auction is 89 pounds.
14. Minimum weight to qualify for carcass contest is 89 pounds.
15. Market Lambs are eligible for the premium auction. If sold through the premium auction, the animal may be taken home, selected for the carcass show or sold on the floor truck.
16. Bottle lambs are not to show in the market sheep or sheep classes and do not qualify for the Premium Auction or carcass show.
17. Champion and Reserve Champion ribbons will be awarded in each breed if the judge considers the exhibits deserving.
18. Grand Champion and Reserve Grand Champion rosettes will be awarded in Bottle Lambs, Breeding Sheep and Market Lamb if the judge considers the exhibits worthy.

BOTTLE LAMBS

1. Bottle lambs need to be owned and tagged by youth age 7-12 with approved 4-H ear tags by July 1st. Lambs must be fed on a bottle or bucket for at least 30 days.
2. All bottle lambs must have a Scrapie Tag.
3. Bottle lambs are not to show in the breeding nor market sheep classes and do not qualify for the premium auction nor carcass show.

RULES ARE SUBJECT TO CHANGE WAITING ON STATE FAIRS FINAL RULES

CLASS

1800 Bottle Lamb

BREEDING SHEEP

1. Breeding Sheep will be shown by breed: Dorset, Hampshire, Shropshire, Southdown, Suffolk, AOB, and Commercial; then divided by age. Ewe Lamb (born after Jan 1, current year), Ewe Lamb (born Sept, 1- Dec. 31, previous year) and Yearling Ewe.

1800 Breeding Ewe: Dorset
1801 Breeding Ewe: Hampshire
1802 Breeding Ewe: Shropshire
1803 Breeding Ewe: Southdown
1804 Breeding Ewe: Suffolk
1805 Breeding Ewe: AOB
1806 Breeding Ewe: Commercial
1807 Yearling Ewe

MARKET SHEEP

1. Market Sheep will be shown by breed Dorper, Dorset, Hampshire, Natural, Shropshire, Southdown, Speckle Face, Suffolk, AOB, and Crossbred, and then divided by weight.

MARKET LAMB CLASS

1808 Market Lamb: Dorper
1809 Market Lamb: Dorset
1810 Market Lamb: Hampshire
1811 Market Lamb: Natural
1812 Market Lamb: Shropshire
1813 Market Lamb: Southdown
1814 Market Lamb: Speckle Face
1815 Market Lamb: Suffolk
1816 Market Lamb: AOB
1817 Market Lamb: Crossbred
1818 Market Lamb: White Face Influenced AOB

SHEEP SHOWMANSHIP

1. All sheep exhibitors are encouraged to participate in the Fitting and Showing Class.
2. Animals used in this class must have been exhibited in a 4-H/FFA division class and must be owned by the exhibitor.
3. Grand Champion and Reserve Grand Champion rosettes will be awarded in each class. Top two in each age division will go on to compete in Supreme Showman.
4. Show order will be Senior, Intermediate and Junior.

CLASS

1819 Sheep Showmanship: Junior
1820 Sheep Showmanship: Intermediate
1821 Sheep Showmanship: Senior

RULES ARE SUBJECT TO CHANGE WAITING ON STATE FAIRS FINAL RULES

OPEN CLASS SHEEP

1. Read General Rules
2. Read General Livestock Rules.
3. Ewe and wether lambs must have all their lamb teeth (temporary lower incisors). Any question as to the age of the animal will be decided by the attending veterinarian.
4. Superintendents may classify lambs for classes considering breed characteristics.
5. All male and female lambs must be identified with a registered tattoo or an official USDA premise ID scrapie tag.
6. Only ewe and wether lambs may be shown as market lambs. Ram lambs or other intact males may not be shown as market lambs.
7. Rams will be stalled on the fairgrounds on show day only.
8. An area for blocking tables will be designated by sheep superintendents.
9. At time of weigh-in and showing, all market lambs must be slick shorn with an even length of wool covering above the hock and knee, head excluded. Wool length should not exceed .2 inches.
10. The sheep show will be a “**blow and go**” show. The use of paint, glue, adhesives, mousse, powder, and boning soaps will not be allowed. (Nothing stiff or sticky; must be able to run a comb through the hair. Any product used must be water soluble). Animals may be checked before entering the ring and violators will be disqualified. No hair coloring will be allowed in grooming of sheep exhibits. Any attempt to alter animal color or breed characteristics including the addition of hair or added material, natural or man-made (excluding false tail switches) is prohibited. Animals will be subject to inspection and hand wiped by the Sheep Superintendents and/or agents at any time.
11. Individuals may exhibit 2 market lambs and 2 breeding sheep.
12. Exhibitors will be paid for 1st, 2nd and 3rd place only. This applies to each class within the division. Champion and Reserve Champion ribbons will be awarded in each breed if the exhibits are deserving.
13. Grand Champion and Reserve Grand Champion rosettes will be awarded in Breeding Sheep and Market Lamb if the judge considers the exhibits worthy.

BREEDING SHEEP CLASS

- 3800 Ewe Lamb (born after Jan 1, current year)
- 3801 Ewe Lamb (born Sept-Dec, previous year)
- 3802 Yearling Ewe
- 3803 Ram

MARKET LAMB CLASS

- 3804 Market Lamb

PEEWEE

1. Youth ages 6 and under.
2. All participants will receive a participation ribbon.

- 3805 Sheep Showmanship, Peewee

RULES ARE SUBJECT TO CHANGE WAITING ON STATE FAIRS FINAL RULES

4-H SHOOTING SPORTS

1. Read General Rules
2. Exhibits in this division are open to educational displays or promotional posters
3. The exhibit size rule will be strictly enforced. Exhibits exceeding the size guidelines will be penalized one ribbon color.
4. Educational Display: must be the standard tri-fold board ONLY, must be exceed standard tri-fold: 3' X4' unless there is a topper that sits on top of the board and does not take up additional table space, no additional table space available for promotional brochures or display items; content not to exceed display board borders. Content must be directly related to the 4-H Shooting Sports Project.
5. Promotional Posters: must be flat and no larger than 22" X 30"; content not to exceed display board borders, Exhibits may be displayed on wall. Content must promote 4-H Shooting Sports.
6. Notebooks: Size no larger than 8 ½ x 11. Content pertains to some phase, results, story or information about 4-H Shooting Sports.
7. Exhibitors must comply with county, state and federal laws.
8. No "live" ammunition containing propellant or explosive powders may be used in any display. An inert substitution must be used in lieu of powder and "live" ammunition; the substitution must be clearly described on the back of the poster, display or in a notebook.
9. The Finney County Fair nor West Plains Extension District are liable for the loss or damage of any personal property included as part of your poster, display or notebook.
10. Name, club, district, age and year in project should be on the front of the poster, display or notebook.
11. Exhibit topics regarding firearm care, handling and shooting will only be accepted from Extension Units with 4-H Certified Shooting Sports Program.
12. Exhibits will not be accepted if they are related to reloads.
13. Champion and Reserve Champion ribbons will be awarded in each class if the judge determines the exhibits deserving.
14. Overall Grand Champion and Reserve Grand Champion rosettes will be awarded if the judge considers the exhibits worthy.

CLASS

- 1092 Educational Display
- 1093 Promotional Poster
- 1094 Notebook

Experiential Classes

- 1095 Shooting Aid or Accessory - (SF253) - Any item the 4-Her makes which helps the shooter/hunter better perform their sport, examples: rifle sling, kneeling roll, arm guard, shotgun vest, target boxes, shooting stick, etc. Include your design, or plans you adapted, what the item is and used for.
- 1096 Storage Case - (SF254) - Any item the 4-Her makes with the purpose to safely hold a firearm, bow, ammunition, and/or arrows. Examples: soft sided shotgun case, quivers, firearm safe, include your design, or plans you adapted. Explain how the storage case is used.
- 1097 Practice Game or Activity - (SF255) - Invent or adapt an activity to practice or teach a project skill. Include pictures of youth playing the game, testimonials of 4-H members who played the

RULES ARE SUBJECT TO CHANGE WAITING ON STATE FAIRS FINAL RULES

game, what skill is being worked on, and directions for the game. Explain how you came up with the game or adapted it to fit the needs of your group members.

OPEN CLASS SHOP EXHIBITS

1. Read General Rules.
2. Open to adults and youth. Both will be judged separately.
3. Judging will be on quality of workmanship and usefulness of articles.
4. Entries will be made by individuals.
5. Articles in this department may be made in the classroom under the supervision of an instructor or may be home projects.
6. Exhibitors are limited to three articles in any class display.
7. All large exhibits will be displayed out of doors.
8. Exhibitors will be paid for 1st, 2nd and 3rd place only. This applies to each class within the division.

CLASS

- 3020 Welding, skill exhibit
- 3021 Welding, construction exhibit
- 3022 Farm Machinery Repair
- 3023 Forge Work Exhibit
- 3024 Cement Project
- 3025 Sheet Metal Project
- 3026 Farm Carpentry Project
- 3027 Electricity Project

WELDING IS FUN

1. Follow Open Class Shop Exhibit Rules.
2. Complete a welding project using horseshoes.
3. Top winner in each adult and youth class will be awarded a prize.

CLASS

- 3028 Horseshoe Welding Project

4-H/FFA SMALL ENGINES

1. All exhibits should involve engines smaller than 20 horsepower for classes 1034-1037.

CLASS

1034

Display

Exhibit a display, selecting one of the following options: 1) a display identifying different engine or lawn and garden equipment parts or a display showing the function of the various engine or lawn and garden equipment parts; OR 2) a display identifying and explaining the function (2) of different special tools needed for small engine work; OR 3) a display illustrating and providing the results of any one of experiments that are included in the project books. No complete engines, lawn tractors, tillers, chainsaws are permitted for display. Maximum tri-fold size is 3'x4'.

1035

Maintenance

Exhibit a display that illustrates either 1) Routine maintenance procedures OR 2) Diagnosing and troubleshooting specific problems in an engine. No complete engines,

RULES ARE SUBJECT TO CHANGE WAITING ON STATE FAIRS FINAL RULES

lawn tractors, tillers, chainsaws, etc. are permitted for display, using a maximum tri-fold size 4'x4'

1036

Operation

Exhibit an operable small engine (no more than 20 HP) overhauled or rebuilt by the member. Include maintenance schedule for the engine and a brief description of steps taken by the member overhauling or rebuilding the engine. Maximum tri-fold size is 3'x4'.

4-H / FFA SUPREME SHOWMAN

1. Grand Champion and Reserve Grand Champion Beef, Dairy Cattle, Goat, Horse, Swine and Sheep showmen will compete against each other in a Supreme Showmanship contest in the respective age divisions.
2. In order to qualify, the showmanship class in any species and age group must have had at least three entries, and the contestant must be the top two available show persons from each species. These will be chosen at the discretion of the species superintendent with the approval of the Supreme Showman Superintendent committee. If there are less than three in showmanship, the specie judge will determine if each individual is of Supreme Showman quality.
3. All showmen must show their own animals, that they originally qualified with.
4. If a youth qualifies in more than one species for the Supreme Showman contest, they will choose which animal they will show by the following method: 1st place in one species and 2nd place in another species, they must show their 1st place animal. 1st place in two or more species they may choose their animal. The youth must inform the superintendents immediately following their last show as to their choice of animal for the Supreme Showman contest. The 3rd place showman may then be eligible to show their animal in the Supreme Showman contest.
5. Show equipment and restrictions will remain the same for all contestants.
6. Each participant will show each species and be ranked by placing order in each. The scores will be compiled and the highest average rank will be the champion. In the event of a tie, the score in the showmen's qualifying species will be the tie breaker.
7. All animals going to Premium Auction are eligible to be shown and used in the Supreme Showman contest.
8. Show order is: First, Swine for all ages, followed by rotations: Beef, Dairy Cattle, Goat, Sheep and Horse) by age of showmen (Senior, Intermediate then Junior).
9. Grand Champion and Reserve Grand Champion rosettes will be awarded if judges consider the showmen worthy.

CLASS

- 1275 Supreme Showman: Junior
1276 Supreme Showman: Intermediate
1277 Supreme Showman: Senior

RULES ARE SUBJECT TO CHANGE WAITING ON STATE FAIRS FINAL RULES

4-H / FFA SWINE

1. Read General Rules.
2. Read General Livestock Rules.
3. Individuals may exhibit 4 market hogs (2 barrow and 2 gilts), and 2 breeding gilts.
4. Breeding Animals: Breeding animals must be born after December 1st of the previous year. All breeding animals must be owned and tagged by May 1st. If registered papers need to be turned in by May 1st as well.
5. The same animals cannot be shown in 4-H classes and in Open Classes.
6. All swine are to be clean when weighed in. Swine may be subject to weigh back in the first class they are exhibited in. Weigh-backs will be left at the judge's discretion. The ring scale is official and final.
7. The swine show will be a **"blow and go"** show. The use of paint, glue, adhesives, mousse, powder, and boning soaps will not be allowed. (Nothing stiff or sticky; must be able to run a comb through the hair. Any product used must be water soluble). Animals may be checked before entering the ring and violators will be disqualified. No hair coloring will be allowed in grooming of swine exhibits. Any attempt to alter animal color or breed characteristics including the addition of hair or added material, natural or man-made (excluding false tail switches) is prohibited. Animals will be subject to inspection and hand wiped by the Swine Superintendents and/or agents at any time.
8. All 4-H and FFA Swine exhibited will NOT be required to have Pseudorabies nor Brucellosis test. This is in accordance with the rulings from the State of Kansas Animal Health Department. However, Swine will be given a visual health inspection by superintendents at the time of weigh-in. It is at the discretion of the superintendents if an animal will not be allowed to show due to health concerns.
9. Classification of Swine: At swine tagging, hogs will be designated a breed classification or crossbred. At county fair weigh-in, swine can move from a designated breed animal to crossbred class, but cannot move a designated crossbred animal to a breed class.
10. It is recommended that the clipping of hog's hair be done at home. Hog hair should be ½ inch or longer. Hog hair should be no "shorter" than ½ inch.
11. Both gilts and barrows may be entered in Market Swine classes. The same animals may not be shown in both Market Swine and Breeding Swine classes.
12. All breeding gilts must be born after December 1st of the current year.
13. All market swine will be shown by breed classes. Three entries are required to make a class. If a class is not filled, animals will be shown in AOB.
14. All market swine must have been weighed and identified in the member's or family's name with approved 4-H ear tag within the county tagging dates.
15. Only first and second place winners in each breed class are eligible to compete for Grand and Reserve Grand Champion Breeding Swine and Market Swine. . All hogs selected for the Carcass Show, Grand Champion Market Hog, and Reserve Champion Market Hog must weigh 230 to 300 pounds at the time of fair weigh-in. Animals selected for carcass show will be announced by the Superintendents. Heavy weights may be considered at the discretion of the Superintendents.
16. All hogs less than 229 pounds are considered prospect market swine. All hogs 301 pounds and above are considered Heavyweight Market Swine. Neither Prospect nor Heavyweight classes qualify for overall Market Swine.
17. Minimum weight to sell market swine at the Premium Auction is 200 pounds.

RULES ARE SUBJECT TO CHANGE WAITING ON STATE FAIRS FINAL RULES

18. **Market swine are eligible for the premium auction. If sold through the premium auction, the animal may be taken home, selected for the carcass or sold on the floor truck**
19. Champion and Reserve Champion ribbons will be awarded for each class in Breeding Swine and for the overall Market Gilt and Overall Market Barrow if the judge considers the exhibits deserving.
20. Grand Champion and Reserve Grand Champion rosettes will be awarded for overall Breeding Swine, and Market Swine, if the judge considers the exhibits worthy.

BREEDING SWINE

CLASS

- 1850 Breeding Gilt: Berkshire
- 1851 Breeding Gilt: Duroc
- 1852 Breeding Gilt: Hampshire
- 1853 Breeding Gilt: Poland China
- 1854 Breeding Gilt: Spot
- 1855 Breeding Gilt: Yorkshire
- 1856 Breeding Gilt: Dark AOB
- 1857 Breeding Gilt: Light AOB
- 1858 Breeding Gilt: Commercial

MARKET SWINE

CLASS

- 1859 Prospect Hogs: < 229 lbs.
- 1860 Heavyweight Hogs: >301 lbs.
- 1861 Market Gilt: Berkshire
- 1862 Market Gilt: Duroc
- 1863 Market Gilt: Hampshire
- 1864 Market Gilt: Poland China
- 1865 Market Gilt: Spot
- 1866 Market Gilt: Yorkshire
- 1867 Market Gilt: Dark AOB
- 1868 Market Gilt: Light AOB
- 1869 Market Gilt: Crossbred
- 1870 Market Barrow: Berkshire
- 1871 Market Barrow: Duroc
- 1872 Market Barrow: Hampshire
- 1873 Market Barrow: Poland China
- 1874 Market Barrow: Spot
- 1875 Market Barrow: Yorkshire
- 1876 Market Barrow: Dark AOB
- 1877 Market Barrow: Light AOB
- 1878 Market Barrow: Crossbred

SWINE SHOWMANSHIP

1. All swine exhibitors are encouraged to participate in the fitting and showing class.
2. The animal used in this class must be exhibited in a 4-H/FFA division class.
3. All exhibitors must show their own animals.
4. Show order will be senior, intermediate and junior.

RULES ARE SUBJECT TO CHANGE WAITING ON STATE FAIRS FINAL RULES

5. Grand Champion and Reserve Grand Champion rosettes will be awarded in each class. Top two in each age division will go on to compete in Supreme Showmanship.

CLASS

- 1879 Swine Showmanship: Junior
- 1880 Swine Showmanship: Intermediate
- 1181 Swine Showmanship: Senior

OPEN CLASS SWINE

1. Read General Livestock Rules.
2. The same animals cannot be shown in 4-H classes and in Open Classes.
3. All open class swine will be stalled on the grounds.
4. All swine are to be clean when weighed in.
5. It is recommended that the clipping of hog hair be done at home. Hog hair should be ½ inch or longer. Hog hair should be no “shorter” than ½ inch.
6. Both gilts and barrows may be entered in market hog classes. The same animals may not be shown in both market hog and breeding gilt classes.
7. The swine show will be a “**blow and go**” show. The use of paint, glue, adhesives, mousse, powder, and boning soaps will not be allowed. (Nothing stiff or sticky; must be able to run a comb through the hair. Any product used must be water soluble). Animals may be checked before entering the ring and violators will be disqualified. No hair coloring will be allowed in grooming of swine exhibits. Any attempt to alter animal color or breed characteristics including the addition of hair or added material, natural or man-made (excluding false tail switches) is prohibited. Animals will be subject to inspection and hand wiped by the Swine Superintendents and/or agents at any time.
8. All breeding gilts must be born after Jan. 1 of the current year for the **state level**.
9. All market swine will be shown by breed classes. Three entries are required to make a class. If a class is not filled, animals will be shown as Other Purebreds.
10. **Individuals may exhibit up to 4 market hogs: 2 barrows, 2 gilts, and 2 breeding gilts.**
11. All swine exhibited from Kansas, Oklahoma or Colorado origin or tagged with a Kansas 4-H identification tag will not be required to have a Pseudorabies or Brucellosis test. Swine from Nebraska or Missouri must have a test paper showing a negative test and present it to the superintendents before unloading on the fairgrounds. Swine from a qualified Pseudorabies free/validated Brucellosis free herd are exempt from the blood test. For these, the Herd Validation Number must be on the health certificate and presented prior to unloading.
12. Exhibitors will be paid for 1st, 2nd and 3rd place only. This applies to each class within the division.
13. Champion and Reserve Champion ribbons will be awarded in each breed class if the judge considers the exhibits deserving.
14. Grand Champion and Reserve Grand Champion rosettes will be awarded if the judge considers the exhibits worthy.

.MARKET SWINE CLASS

- 3850 Market Barrow- Berkshire
- 3851 Market Barrow- Chester
- 3852 Market Barrow- Duroc
- 3853 Market Barrow- Hampshire
- 3854 Market Barrow- Landrace
- 3855 Market Barrow- Spot

RULES ARE SUBJECT TO CHANGE WAITING ON STATE FAIRS FINAL RULES

- 3856 Market Barrow- Yorkshire
- 3857 Market Barrow- Poland China
- 3858 Market Barrow- Crossbreed
- 3859 Market Barrow- AOB
- 3860 Market Gilt- Berkshire
- 3861 Market Gilt- Chester
- 3862 Market Gilt- Duroc
- 3863 Market Gilt- Hampshire
- 3864 Market Gilt- Landrace
- 3865 Market Gilt- Spot
- 3866 Market Gilt- Yorkshire
- 3867 Market Gilt- Poland China
- 3868 Market Gilt- Crossbreed
- 3869 Market Gilt- AOB

BREEDING SWINE CLASS

- 3870 Breeding Gilt- Berkshire
- 3871 Breeding Gilt- Chester
- 3872 Breeding Gilt- Duroc
- 3873 Breeding Gilt- Hampshire
- 3874 Breeding Gilt- Landrace
- 3875 Breeding Gilt- Spot
- 3876 Breeding Gilt- Yorkshire
- 3877 Breeding Gilt- Poland China
- 3878 Breeding Gilt- Crossbreed
- 3879 Breeding Gilt- AOB

PEEWEE SHOWMANSHIP

1. Youth ages 6 and under.
2. All participants will receive a participation ribbon.

CLASS

- 3880 Swine Showmanship, Peewee

4-H / FFA UNCREWED AERIAL SYSTEM

1. The 4-H members must be currently enrolled in the 4-H project to exhibit in this division.
2. Each exhibitor may enter one exhibit per class. Exhibits must have been completed during the current 4-H year and have been selected at the county level for entry at the State Fair level. Counties or district should select only top blue or purple ribbon exhibits which meet State Fair guidelines.
3. The information that accompanies the UAS must be limited to the 4-H STEM Exhibit Information Form which is affixed to a 10" x 13" envelope. This envelope should NOT be attached to the UAS. This may be downloaded from <http://uas.engtech4ks.com/>. Any UAS exhibit not including this completed envelope will receive an automatic participation ribbon. All revisions of forms previously released for the division dated prior to current year are void for use and new forms must be obtained and used that are dated by the Kansas State 4-H Office for the current year.
4. Each exhibit MUST include a video of the youth operating their UAS. This allows judges to get a better understanding of the exhibit and allows the youth the opportunity to fully demonstrate their exhibit. The video should be no longer than 8 minutes and should be placed on a USB drive or micro/SD card or, if desired, uploaded to YouTube as an unlisted video and a link to that video

RULES ARE SUBJECT TO CHANGE WAITING ON STATE FAIRS FINAL RULES

included in a file titled "VideoLink" or printed on a separate sheet of paper. These videos may also be considered for inclusion in a running video loop in the area at the State Fair after review by judges, chair(s) and extension staff. Adult guardians must complete Video Release included with the exhibit form. If the release is not completed the video will not be included in the video loop on display in the STEM Engineering and Technology area of the Kansas State Fair.

5. Uncrewed aerial system exhibits may be checked out for use in a Kansas State Fair 4-H demonstration or 4-H illustrated talk with prior permission. For permission, check with the superintendent. The exhibit must be returned to display immediately after the demonstration/illustrated talk or the exhibit will be disqualified.
6. Exhibitor's name, county or district, age, and years(s) in project must be tagged or labeled in a prominent location on the exhibit, educational display, notebook, and/or poster.
7. Uncrewed Aerial System that include or depict weaponry of any kind will be disqualified.
8. See the last section for full details about exhibiting posters, display boards and notebooks.
9. For scratch built UAS kits, if modifications are made to the exhibit, a page should be attached noting those modifications.
10. If a safety violation is noted by the judges, superintendent, or other staff, the exhibitor's exhibit, at the judges' discretion, will receive a participation ribbon.
11. For practical application entries, the UAS is not required to be displayed as part of the exhibit, only the supporting material.
12. The same UAS may be used by multiple exhibitors for different practical application entries.

CLASS

Intermediate Division (Ages 9 – 13 years)

- 1901 Uncrewed Aerial System designed and constructed by exhibitor that is operated by a remote-controlled device. The UAS must not be a mere modification of an existing kit or plan. You may not exhibit a UAS that is purchased off the shelf in this class.
- 1902 Practical application of an Unmanned Uncrewed Aerial System constructed from a commercial (purchased) kit. This includes one or more of the following: video, notebook, poster, display board, etc. This class is separate from educational exhibits. A tangible use would be mapping Russian olive trees, eroded soils, and bindweed in fields, etc. There are also many other nonagricultural UAS uses that would be appropriate for this class.

Senior Division (Ages 14 and older)

- 1903 Uncrewed Aerial System designed and constructed by exhibitor that is operated by a remote-controlled device. The UAS must not be a mere modification of an existing kit or plan. You may not exhibit a UAS that is purchased off the shelf in this class.
- 1904 Practical application of an Uncrewed Aerial System constructed from a commercial (purchased) kit. This includes one or more of the following: video, notebook, poster, display board, etc. This class is separate from educational exhibits. A tangible use would be mapping Russian olive trees, eroded soils, and bindweed in fields, etc. There are also many other nonagricultural UAS uses that would be appropriate for this class. Educational Exhibits Rules 1. For notebooks, display boards, and posters, no additional exhibit information i

4-H /FFA VETERINARY SCIENCE

1. A Veterinary Science exhibit may consist of a poster, notebook or project display. The exhibit may represent material from any of the Veterinary Science projects including entry level exhibits from Unit I.
2. If photographs are to be part of the exhibit, remember that they will be viewed by the public. Make sure that the photographs are in good taste and will not be offensive to anyone. Graphic

RULES ARE SUBJECT TO CHANGE WAITING ON STATE FAIRS FINAL RULES

photographs of excessive bleeding, trauma or painful procedures are not appropriate. For exhibits related to veterinary surgical procedures, aseptic techniques need to be shown, for example, use of drapes, use of sterile procedures, wearing of gloves and other appropriate veterinary medical practices.

3. First-Aid Kits: Because of public safety concerns and risk of theft of first-aid kit contents (veterinary drugs/equipment) with perceived potential for drug abuse, animal first aid kits containing any drugs or medications will be immediately disqualified and not displayed. First Aid kits wishing to include medication information should instead utilize written descriptions, photographs, drawings, computer generated print-outs or empty packaging of pharmaceuticals.
4. Veterinary Science Posters - This exhibit presents the viewer with a design that is simple and direct, unlike a display that usually presents more information. A poster should not exceed 22" x 30" and may be either vertical or horizontal.
5. Veterinary Science Displays - A display may include but is not limited to: a 3- dimensional exhibit, a scale model, the actual product (for example: skeleton; teeth; samples of leather, fur, or dried skin damaged by disease or parasites) or a notebook. A display is not a poster. A display may be mounted on poster board not to exceed 22" x 28" or on 1/4" plywood or equivalent that does not exceed 24" high or 32" wide or in a three ring binder or another bound notebook format.
6. Veterinary Science Notebooks: Individual entries are to be place for display in a three-ring notebook for competition. Notebooks may not be larger than 8 1/2' x 11".
7. Neither the Kansas State Fair nor the department of 4-H Youth Development, KSRE are liable for the loss or damage of any personal property included as part of your poster, display or notebook.
8. Name, county/district, age and year in project should be on the front of the poster, display or notebook.
9. Appropriate topics include: Maintaining Health Specific disease information Photographic display of normal and abnormal characteristics Animal health or safety Public health or safety Proper animal management to ensure food safety and quality Efficient and safe livestock working facilities A topic of the exhibitor's choosing related to veterinary medicine or veterinary science.
10. Because these are science displays, all references and information must be properly cited. Proper sources include but are not limited to: Professional journals and publications, professional AVMA accredited websites, interviews with veterinarians and excerpts from Veterinary Educational Literature. Plagiarism will result in a disqualification. Please study your topic and present the information to your audience in your own words.

CLASS

1950	4-H Veterinary Science Large Animal Poster: Junior
1951	4-H Veterinary Science Large Animal Poster: Intermediate
1952	4-H Veterinary Science Large Animal Poster: Senior
1953	4-H Veterinary Science Large Animal Notebook: Junior
1954	4-H Veterinary Science Large Animal Notebook: Intermediate
1955	4-H Veterinary Science Large Animal Notebook: Senior
1956	4-H Veterinary Science Large Animal Display: Junior
1957	4-H Veterinary Science Large Animal Display: Intermediate
1958	4-H Veterinary Science Large Animal Display: Senior
1959	4-H Veterinary Science Small Animal Poster: Junior
1960	4-H Veterinary Science Small Animal Poster: Intermediate
1961	4-H Veterinary Science Small Animal Poster: Senior
1962	4-H Veterinary Science Small Animal Notebook: Junior
1963	4-H Veterinary Science Small Animal Notebook: Intermediate

RULES ARE SUBJECT TO CHANGE WAITING ON STATE FAIRS FINAL RULES

1964	4-H Veterinary Science Small Animal Notebook: Senior
1965	4-H Veterinary Science Small Animal Display: Junior
1966	4-H Veterinary Science Small Animal Display: Intermediate
1967	4-H Veterinary Science Small Animal Display: Senior

4-H VISUAL ARTS & CRAFTS

1. Read General Rules.
2. Place entry tag on front of exhibit with string or tape.
3. Entries are to be the result of the current year's work.
4. 4-H'ers may make a maximum of ten entries in the arts and crafts department with a maximum of three entries in any one class. Classes are those defined on 4-H enrollment.
5. 4-H'ers exhibiting in the Leather class should consider the following recommendations for projects.
 - 1st Year- 3rd Year: Tooled Leather Art, Laced Leather Art, Stamped Leather Art.
 - 4th Year: Tooled Leather Art, Laced Leather Art, Leather Dyeing.
6. 4-Her's exhibiting in the Scrapbooking class can enter up to six projects using a different technique, cropping & matting, eyelets & brads, choosing color, journaling, embellishments, paper tearing, distressing, embossing, marbling, stamping, chalk & watercolor, or ribbon & fibers.
7. All work should be completely finished and ready to display, for example, pictures framed with hanger on the back.
8. Ceramics may or may not have felt on the bottom.
9. All 4-H Arts & Crafts will be judged consultation style. 4-H'ers will receive a schedule with the time they are to meet with the judge.
10. Champion and Reserve Champion ribbons will be awarded in each class if the judge considers the exhibits worthy.
11. Overall Grand Champion and Reserve Grand Champion rosettes will be awarded if the judge considers the exhibits worthy.

CLASS

1100	General Arts and Crafts
1101	Sketching, Drawing, and Painting
1102	Carving, Sculpting, and 3-D Construction
1103	Ceramics
1104	Leather
1105	Acrylic Pour
1106	Scrapbooking

OPEN CLASS VISUAL ARTS & CRAFTS

1. Read General Rules.
2. An official entry card must be attached to the front of the exhibit.
3. Exhibits must be the result of current year's work.
4. Exhibitors may enter a total of 10 entries in the Arts & Crafts division with a maximum of 3 entries in any one class.
5. Youth and adults will be judged separately. Youth classes will be divided as follows:
 - ◇ PeeWee Division (6 years old or younger)
 - ◇ Junior Division (7 to 9 years old)

RULES ARE SUBJECT TO CHANGE WAITING ON STATE FAIRS FINAL RULES

- ◇ Intermediate Division (10 to 13 years old)
- ◇ Senior Division (14 years old and older)
- 6. Art work must be framed or matted and ready to hang. No coloring book pages may be exhibited.
- 7. All articles must be clean and free of soil.
- 8. Ceramics may or may not have felt on the bottom.
- 9. Decorated clothing must have a hanger.
- 10. Please note on entry if exhibit is made from a kit or is an original design.
- 11. All exhibitors must note on entry card if they are a professional, an amateur, or a teacher.
- 12. Exhibitors will be paid for 1st, 2nd and 3rd place only. This applies to each class within the division. Champion and Reserve Champion ribbons will be awarded in each division if the judge considers the exhibits deserving.
- 13. Overall Grand Champion and Reserve Grand Champion rosettes will be awarded if the judge considers the exhibits worthy.

CERAMICS & CHINA PAINTING CLASS

3115 Ceramics

3116 China Painting

CRAFTS CLASS

3117 General Crafts

OTHER HOBBIES CLASS

3118 Collections

JEWELRY CLASS

3119 General

SCULPTURE CLASS

3120 Sculpture

SKETCHING, DRAWING, PAINTING CLASS

3121 General

STITCHERY CLASS

3122 General

4-H WILDLIFE

1. Read General Rules.
2. Exhibitors must comply with state and federal laws. It is illegal to possess threatened or endangered wildlife, or the feathers, nests or eggs of non-game birds. Game birds and game animals taken legally during an open season may be used. The use of live wild animals in educational exhibits is prohibited. West Plains Extension, and the Finney County Fair are not responsible for damage during the exhibition period.
3. Name, District, 4-H Club, Age and Year in the project should be in a prominent location on the exhibit.
4. Notebook: Contents pertain to some phase, results, story or information about the wildlife project.
5. Promotional Poster: Must be related to something learning in the Wildlife Project. (Flat poster board or foam board no larger than 22"x28".)
6. Educational Display: Must be directly related to the Wildlife Project. (Maximum tri-fold size is 3'x4'.)
7. Taxidermy/Tanning Exhibit: Should include an attachment that shows the work progress through the photos with captions, or a detailed journaling of the process.
8. Grand and Reserve Champion ribbons will be awarded in each class if the judge considers the exhibits worthy.

RULES ARE SUBJECT TO CHANGE WAITING ON STATE FAIRS FINAL RULES

9. Overall Grand and Reserve Grand Champion rosettes will be awarded if the judge considers the exhibits worthy.

CLASS

- 1095 Wildlife Notebook
- 1096 Wildlife Promotional Poster
- 1097 Wildlife Educational Display
- 1098 Wildlife Taxidermy/Tanning Exhibit

Experiential / Other Classes

- 5403 Fish Harvesting Equipment - (SF168) - Board exhibit. Display of equipment used in fish harvesting. Examples: fishing knots, hooks (with corks over ends for safety), lures. Label all items displayed. Include in your exhibit the following information: the purpose of each item, when or where each item is used.
- 5404 Build a Fishing Rod - (SF169) - A fishing rod educational exhibit may not exceed 96 inches in length. Exhibit must be mounted on a board. Include with the exhibit: Explanation of cost of materials/components and how many number of hours required for construction. Label all parts. Necessary components which must be included are grip, line guides (based on manufacturers specifications), guide wraps, and hook keeper. Reel seat needs to be aligned with guides, and guides aligned accurately down rod. Guide wraps of size A to D, nylon or silk thread. Exhibit will be judged on: workmanship, labeling of parts, information, and neatness.
- 5405 Casting Target - (SF170) - Make a casting target for exhibit and use. Target must be under 48" x 48". The bullseyes must be 2 feet, outer band must be 1 foot in diameter and can have up to 3 rings. The exhibit must be easy to store, durable, and weather resistant. Include the purpose and rules of using your casting target.
- 5406 Wildlife Harvesting Equipment - (SF171) - Board Exhibit. Display of equipment used in harvesting wildlife. Examples: expended ammunition casings (no live ammunition permitted), steel traps, hide stretchers, fleshers, etc. For displays of shotguns, rifles, or bows, use drawings or pictures. Label all items displayed: the purpose of each item, when or where it is used and personal experiences with the item.
- 5407 Inventing Wildlife/Fish Harvesting Equipment, Aid or Accessory - (SF168) - Use engineering principles to invent or adapt equipment that helps you harvest fish or wildlife. This could include wildlife calls, adapted fishing pole for shallow water, a blind, decoys, etc. Share your drawing (or adapted plans), how the equipment works, how you tested it, and the results of testing your prototype, and any adjustments you made.
- 5408 Tanned Hides - (SF172) - Exhibit of a wild animal hide properly processed by the member. If not mounted, must be in a clear clothing bag with hanger. al field experiences, study, OR observations that relate to the exhibit.
- 5409 Taxidermy - (SF172) - Any legal fish, bird, or other wild animal properly processed by the member. No requirement as to mounting. Include the animal's name and the following: information about the exhibitor's personal field experiences, study, OR observations that relate to the exhibit.
- 5410 Wildlife Tracks - (SF158) - Board or diorama-type box exhibit. Make a display of animal tracks using plaster-of-paris casts. There are 3 options. For all options, include a brief description of your experiences in making the tracks so the judges better understand what you did and learned. Positive casts (impressions as they would be in nature) are preferred. - Option 1 should show plaster-of-paris tracks of five or more kinds of wildlife along with a picture or illustration of each kind of animal. (OR) - Option 2 should show

RULES ARE SUBJECT TO CHANGE WAITING ON STATE FAIRS FINAL RULES

- two or more plaster-of-paris tracks of one specific kind of wildlife and should include a picture or illustration of the animal, what the animal may eat, and what may eat the animal. (OR) - Option 3 should show two tracks and include the animal's habitat needs including preferred food, shelter, water, and space in addition to picture or illustration of the animal.
- 5411 Wildlife Knowledge Check - (SF159) - Use electrical circuits, pictures, or other methods of teaching wildlife identification or other wildlife conservation or shooting sports related knowledge. Plan size and shape to fit transportation and display; maximum size 24 x 24 inches.
- 5412 Houses - (SF165) - Make a house for wildlife. Examples: bird house (bluebird, purple martin, wood duck, kestrel, barn owl, etc.) or bat house; no insect houses. Make the house functional so that dimensions, hole size etc. are appropriate to fit the intended species' needs. Include the following information: 1) the kinds of animal(s) for which the house is intended, 2) where and how the house should be located for best use, 3) any seasonal maintenance needed, and 4) any evidence of your personal observations from experiences.
- 5413 Feeders/Waterers - (SF166) - Make a bird bath or feeder. Examples: seed, suet, or nectar feeders. Squirrel feeder okay; no insect feeders. Include the following information: 1) the kinds of animal(s) for which the water/feeder is intended, 2) where are how the water/feeder should be located for best use, 3) any seasonal maintenance needed, and 4) any evidence of your personal observations or experiences.

4-H WOODWORKING

1. Read General Rules.
2. Exhibitors may enter only one article in each class.
3. Consideration will be given to workmanship: accuracy to the plan, choice of wood, suitability and quality of finish and usefulness.
4. The plan from which it was constructed must be with the article exhibited. The plan may be a photocopy, the actual pattern, or a scale drawing. It must be complete and accurate to the extent that a duplicate article could be built using the plan as a guide. A set of step by step instructions is not a plan. Open class entries should designate on the entry if the article is original or kit construction.
5. Any project with missing or insufficient plans will be lowered one ribbon placing (i.e. a blue ribbon project will receive a red ribbon, etc.)
6. Repaired and Refinished furniture must include a brief explanation of work completed attached to exhibit.
7. Other Woodwork Article includes articles not listed in other classes.
Example: birdhouses, bird feeders, household equipment such as knife racks, bread boards, door stops, etc.
8. **Projects made from precut kits are not allowed.**
9. In order for the exhibit to be chosen for Kansas State Fair, the exhibitor must be 9 years old by Jan. 1 of the current year.
10. Champion and Reserve Champion ribbons will be awarded in the Junior, Intermediate and Senior divisions if the judge considers the exhibits worthy.
11. Overall Grand Champion and Reserve Grand Champion rosettes will be awarded if the judge considers the exhibits worthy.

RULES ARE SUBJECT TO CHANGE WAITING ON STATE FAIRS FINAL RULES

WOOD SCIENCE: JUNIOR (7-9 YEARS OLD) CLASS

- 1175 Article for farm or shop: Junior
- 1176 Lawn Furniture: Junior
- 1177 Household Furniture: Junior
- 1178 Other Article: Junior
- 1179 Repaired and Refinished Furniture: Junior
- 1180 Article made from a kit: Junior

WOOD SCIENCE: INTERMEDIATE (10-13 YEARS OLD) CLASS

- 1181 Article for farm or shop: Intermediate
- 1182 Lawn Furniture: Intermediate
- 1183 Household Furniture: Intermediate
- 1184 Other Article: Intermediate
- 1185 Repaired and Refinished Furniture: Intermediate
- 1186 Article made from a kit: Intermediate

WOOD SCIENCE: SENIOR (14-18 YEARS OLD) CLASS

- 1187 Article for farm or shop: Senior
- 1188 Lawn Furniture: Senior
- 1189 Household Furniture: Senior
- 1190 Other Article: Senior
- 1191 Repaired and Refinished Furniture: Senior
- 1192 Article made from a kit: Senior

OPEN CLASS WOODWORKING

1. Read General Rules.
2. Exhibitors may enter only one article in each class.
3. Consideration will be given to workmanship: accuracy to the plan, choice of wood, suitability and quality of finish and usefulness.
4. The plan from which it was constructed must be with the article exhibited. The plan may be a photocopy, the actual pattern, or a scale drawing. It must be complete and accurate to the extent that a duplicate article could be built using the plan as a guide. A set of step by step instructions is not a plan. Open class entries should designate on the entry if the article is original or kit construction.
5. Any project with missing or insufficient plans will be lowered one ribbon placing.
6. Repaired and Refinished furniture must include a brief explanation of work completed attached to exhibit.
7. Youth and adult entries will be judged separately.
8. Exhibitors will be paid for 1st, 2nd and 3rd place only. This applies to each class within the division. Champion and Reserve Champion ribbons will be given in each class if the exhibits are deserving.
9. Overall Grand Champion and Reserve Grand Champion rosettes will be awarded if the judge considers the exhibits worthy.

RULES ARE SUBJECT TO CHANGE WAITING ON STATE FAIRS FINAL RULES

CLASS

- 3090 Article for farm or shop use
- 3091 Lawn Furniture
- 3092 Household Furniture
- 3093 Other woodworking articles (Bird houses, Knife racks, etc.)
- 3094 Repaired and refinished furniture (with explanation of the work completed)
- 3095 Restored antique (with explanation of the work and story must be included)
- 3096 Miscellaneous Woodworking
- 3097 Wood Toys
- 3098 Wood Turning

RULES ARE SUBJECT TO CHANGE WAITING ON STATE FAIRS FINAL RULES

NOTES